

Tomahawk School District Internet Usage Survey



Survey conducted between October 20th and November 17th 2014.

We were asked by Ken Schulz to conduct a survey of where students live and the type of access they have to the internet. This is part of a study of rural schools and also applies to the work our district needs to do with the DPI required District Technology Plan. Building principals asked their teachers to administer the survey the end of October.

What did this survey tell us?

86% of respondents have access to the internet at home. This is pretty evenly divided between the grade levels.

72.1% of these respondents say they have high speed internet access. We need to be careful with this term. Those of us that lived through the dial up age may find 3g internet fast. High speed is a very relative term. You can see some confusion over this question when you see that in a follow up question, 75.3% said they do in fact have high speed internet. Of those reporting they did not have high speed, the number one issue was that it was unavailable in their area (at 13.4%). Does this mean that they do not get cellphone reception in their home? Or that they do not count cellphone internet as high speed?

38.2% of respondents report living in the City of Tomahawk

91% of respondents living in the City of Tomahawk report having internet access

83% of respondents living outside of the City of Tomahawk report having internet access

80% of respondents who said they lived in the City of Tomahawk, and have internet access, claim that they have high speed internet access

73% of respondents who said they lived outside of City of Tomahawk, and have internet access, claim that they have high speed internet access

Participation on the part of students was voluntary. All students were asked the following questions:

What grade are you in?		
Answer Options	Response Percent	Response Count
4K	5.7%	51
K	6.7%	60
1	6.3%	56
2	7.2%	64
3	7.2%	64
4	8.0%	71
5	5.9%	53
6	5.8%	52
7	8.6%	77
8	9.0%	80
9	8.2%	73
10	7.4%	66
11	7.3%	65
12	6.8%	61
<i>answered question</i>		893

What township do you live in?		
Answer Options	Response Percent	Response Count
City of Tomahawk	38.2%	341
Bradley	14.6%	130
Birch	0.3%	3
King	6.0%	54
Harrison	4.1%	37
Rock Falls	1.1%	10
Skanawan	2.9%	26
Tomahawk Township	7.4%	66
Little Rice	2.1%	19
Nokomis,	13.0%	116
Wilson	2.6%	23
I don't know.	7.6%	68
<i>answered question</i>		893

Do you have access to the internet at home?		
Answer Options	Response Percent	Response Count
Yes	86.0%	768
No	14.0%	125
<i>answered question</i>		893

Question logic was added to the survey so that students who answered that they did not have internet access were taken to the question that asked them why they thought they did not have internet access. Those who answered that they had internet access were taken to the following set of questions:

Do you have wireless internet access?		
Answer Options	Response Percent	Response Count
Yes	89.7%	678
No	4.0%	30
I don't know	6.3%	48
<i>answered question</i>		756

Do you have high speed internet?		
Answer Options	Response Percent	Response Count
Yes	72.1%	545
No	18.7%	141
I don't know	9.3%	70
<i>answered question</i>		756

If you do not have high speed internet, why don't you think you have high speed internet?		
Answer Options	Response Percent	Response Count
We have high speed internet	75.3%	569
Not available in our area	13.4%	101
Not affordable	7.4%	56
Internet speed is unacceptable	3.2%	24
We do not want internet in our home	0.8%	6
Other (please specify)		50
<i>answered question</i>		756

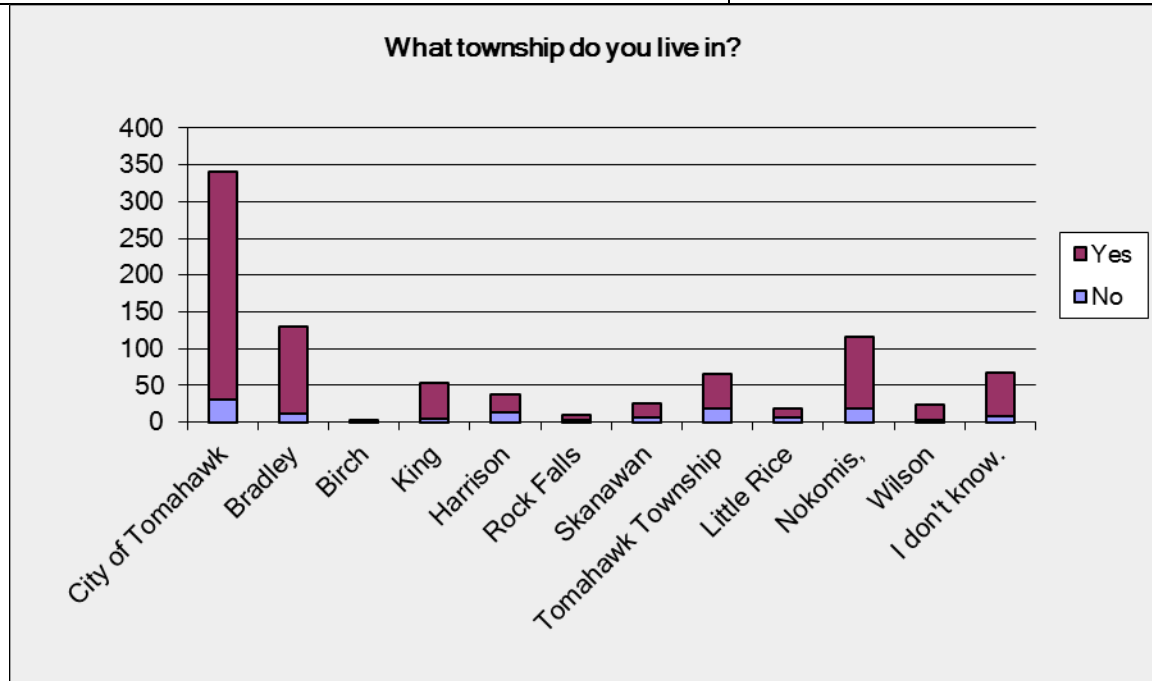
The last question was only answered by students who answered that they did not have any internet access at home:

You answered that you do not have internet access. Why do you think you do not have internet access?		
Answer Options	Response Percent	Response Count
My parents do not allow me to access the internet	5.0%	6
Not available in our area	27.3%	33
Not affordable	50.4%	61
Internet speed is unacceptable	9.9%	12
Do not want internet in our home	7.4%	9
Other (please specify)		14
<i>answered question</i>		121

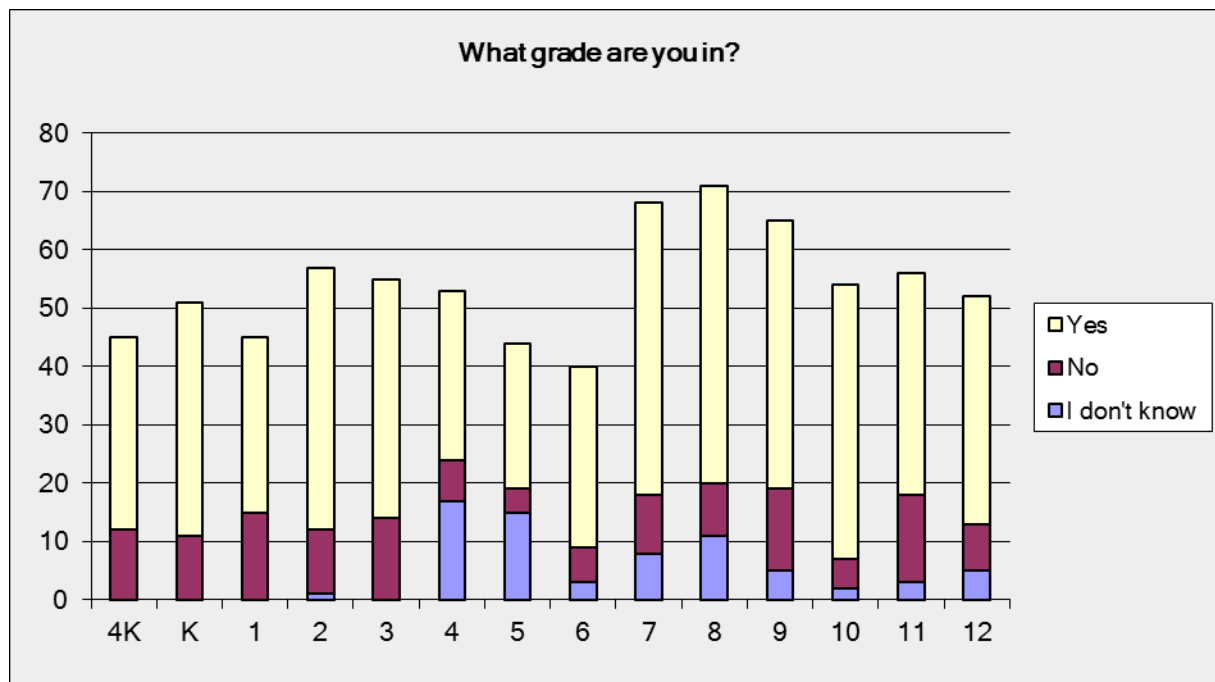
Cross tabulation:

Do you have internet access?

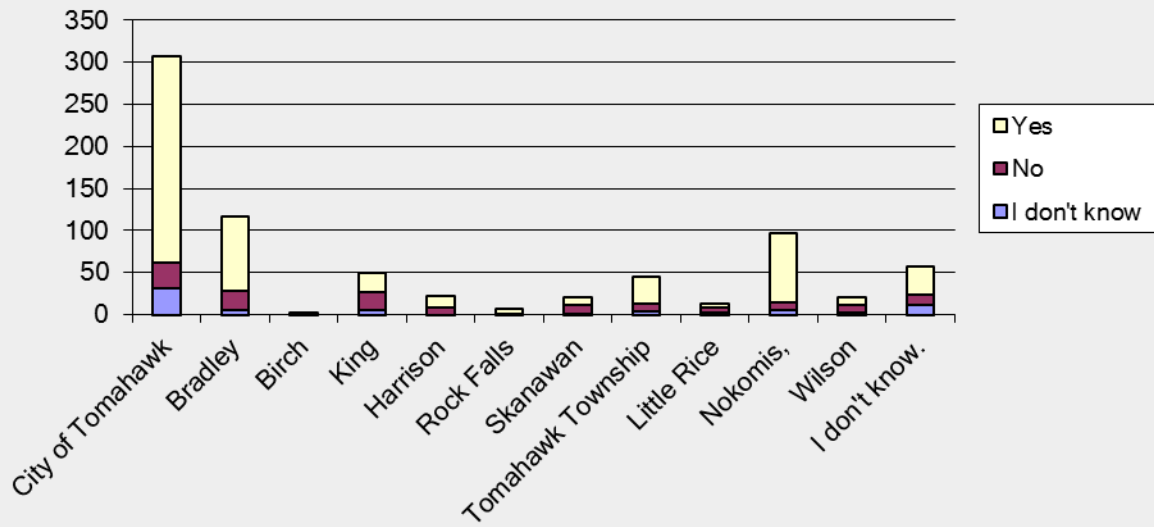
Internet Access by Grade Range	
Grade	% with internet access
4K-3	86.1
4-5	84.7
6-8	87.1
9-12	85.7



High Speed Internet Access:

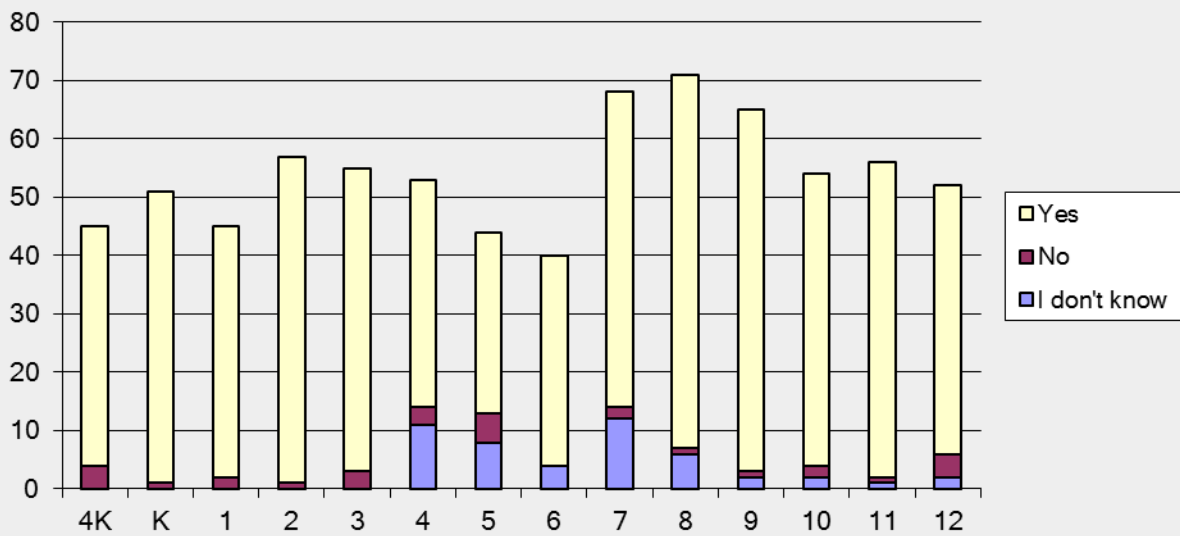


What township do you live in?



Wireless internet access:

What grade are you in?



If you do not have high speed internet, why don't you think you have high speed internet?					
Answer Options	We have high speed internet	Not available in our area	Not affordable	Internet speed is unacceptable	We do not want internet in our home
City of Tomahawk	258	17	22	6	4
Bradley	86	14	8	8	0
Birch	1	1	0	0	0
King	26	18	3	2	0
Harrison	13	5	2	2	0
Rock Falls	6	1	0	0	0
Skanawan	8	9	2	1	0
Tomahawk Township	33	3	6	1	2
Little Rice	5	7	1	0	0
Nokomis,	83	8	6	0	0
Wilson	10	7	2	1	0
I don't know.	40	11	4	3	0

	You answered that you do not have internet access. Why do you think you do not have internet access?				
Answer Options	My parents do not allow me to access the internet	Not available in our area	Not affordable	Internet speed is unacceptable	Do not want internet in our home
City of Tomahawk	3	7	14	3	3
Bradley	0	1	8	2	1
Birch	0	0	0	0	0
King	0	2	1	2	1
Harrison	0	6	5	0	2
Rock Falls	1	1	1	0	0
Skanawan	0	2	3	1	0
Tomahawk Township	0	2	14	1	1
Little Rice	0	3	1	0	0
Nokomis,	1	8	8	0	1
Wilson	0	1	1	1	0
I don't know.	1	0	5	2	0