

**NUECES COUNTY HOSPITAL DISTRICT
 QUARTERLY INVESTMENT REPORT
 April 1, 2021 - June 30, 2021**

Summary Holdings Statistics:

Portfolio/Fund Group	Prior			Current								
	Book Value	Market Value	WAM	WAY	WAM	Book Value	Market Value	Accrued Interest	Interest Earned	% of Portfolio	WAY	WAM
<u>Unrestricted Funds</u>												
General Fund	73,534,353	73,534,353	0.019%	1	1	71,308,130	71,308,130	0	2,202	48.50%	0.013%	1
Indigent Care Fund	56,377,154	56,387,767	0.189%	361	361	56,363,646	56,363,646	45,950	27,382	38.35%	0.172%	361
Tobacco Fund	838	838	0.019%	1	1	837	837	0	8	0.00%	0.013%	1
Trust Fund	117,298	117,298	0.010%	1	1	116,294	116,294	1	3	0.08%	0.010%	1
<u>Restricted Funds</u>												
General Fund - LPPF	31,814,809	31,814,809	0.010%	1	1	19,215,000	19,215,000	0	0	13.07%	0.010%	1
Total	161,844,452	161,855,065	0.076%	126	126	147,016,932	147,003,907	45,951	29,595	100.00%	0.074%	125
Change in Market Value		(14,851,158)	¹									
Quarter Average Yield - NCHD			0.072%									
Quarter Average Yield - 6 Mth T-Bill			0.040%									

This report reflects Nueces County Hospital District's investment policy and strategies in accordance with the Public Funds Investment Act.

INVESTMENT OFFICERS:


 JONNY F. HIPPI, ADMINISTRATOR


 BELINDA CHISM, ASSISTANT ADMINISTRATOR


 DONNA LITTLEFIELD, DIRECTOR OF ACCOUNTING & FINANCE

Notes

1. Change in Market Value is required data, but will primarily reflect the receipt and expenditure of the District's funds from quarter to quarter.

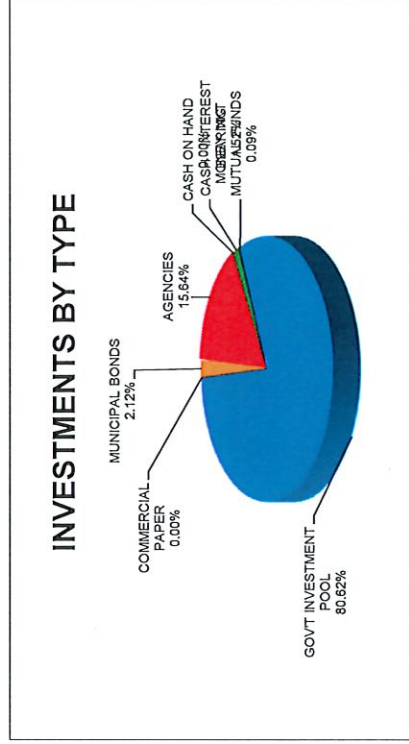
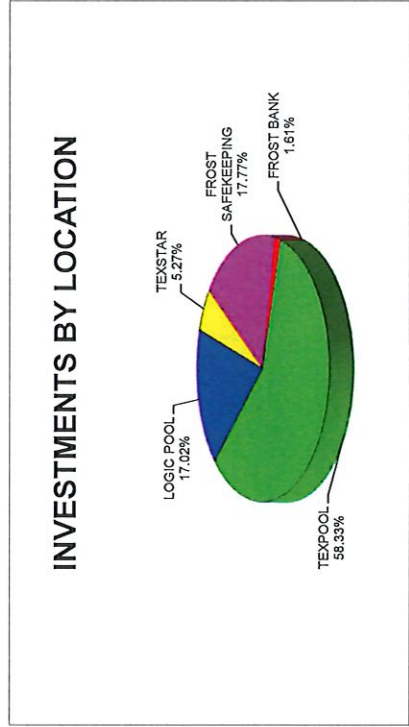
Nueces County Hospital District
Investment Transaction Activity
April 1, 2021 - June 30, 2021

Settle Date	Maturity	Call Date	Type	CUSIP	Coupon	Price	Par	Principal	Acc'd Interest	Total Settlement	Yield to Mat/Call	Broker
<u>Purchases</u>												
05/28/2021	05/28/2024	06/28/2021	FHLB Call Note	3130AMD82	0.500%	100.0000	3,000,000.00	3,000,000.00	0.00	3,000,000.00	0.500%	RBC Captl Mkts
							Total Purchases:	3,000,000.00	0.00	3,000,000.00		
<u>Maturities/Calls</u>												
05/28/2021	n/a	06/28/2021	FHLB Call Note	3130AMD82	0.500%	100.0000	3,000,000.00	3,001,250.00	1,250.00	3,001,250.00	0.500%	RBC Captl Mkts
							Total Maturities/Calls:	3,000,000.00	1,250.00	3,001,250.00		

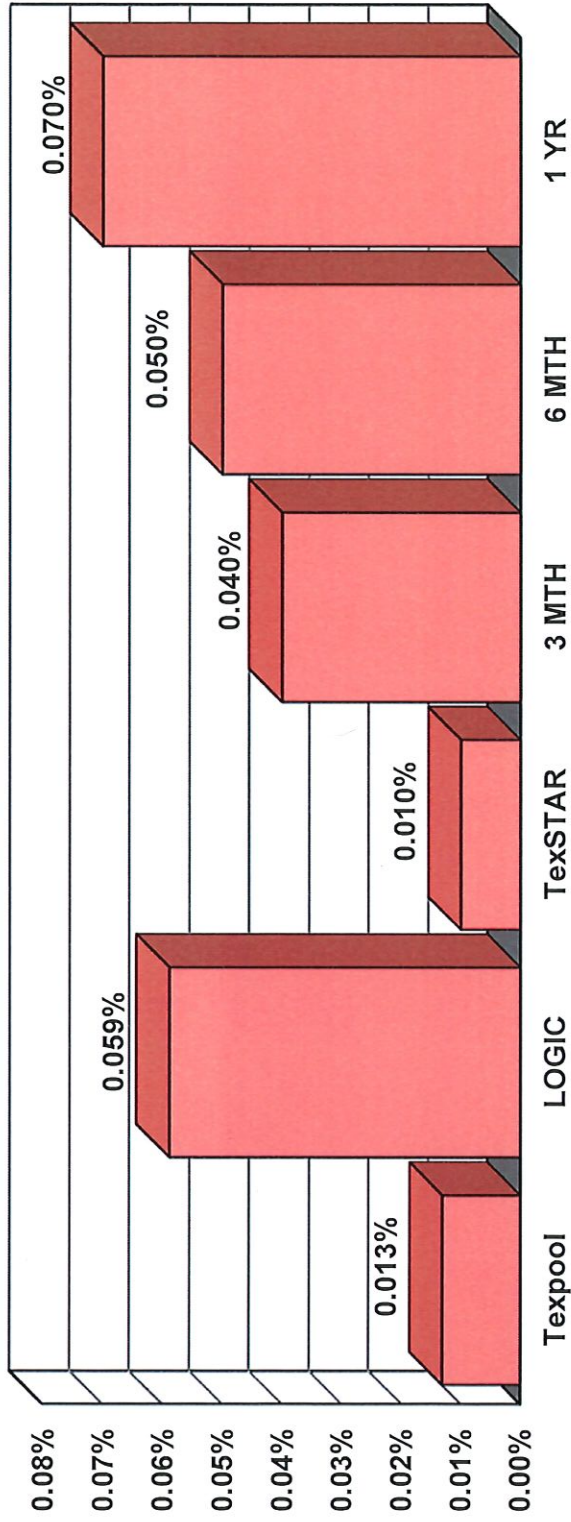
NUECES COUNTY HOSPITAL DISTRICT
 INVESTMENTS SUMMARY BY MARKET SECTOR
 UNRESTRICTED FUNDS
 FY 2021 3RD QUARTER (APRIL 1 - JUNE 30, 2021)

	FROST BANK	TEXPOOL	LOGIC	TEXSTAR	FROST SAFEKEEPING	TOTAL	PERCENT BY TYPE OF INVESTMENT
CASH ON HAND	\$150	\$0	\$0	\$0	\$0	\$150	0.00%
CASH - INTEREST BEARING	\$1,943,464	\$0	\$0	\$0	\$0	\$1,943,464	1.52%
MONEY MKT MUTUAL FUNDS	\$116,294	\$0	\$0	\$0	\$0	\$116,294	0.09%
GOV'T INVESTMENT POOLS	\$0	\$74,541,513	\$21,756,100	\$6,736,878	\$0	\$103,034,491	80.62%
COMMERCIAL PAPER	\$0	\$0	\$0	\$0	\$0	\$0	0.00%
MUNICIPAL BONDS	\$0	\$0	\$0	\$0	\$2,713,058	\$2,713,058	2.12%
TREASURY NOTES AND BONDS	\$0	\$0	\$0	\$0	\$0	\$0	0.00%
AGENCIES	\$0	\$0	\$0	\$0	\$19,994,475	\$19,994,475	15.64%
TOTAL INVESTMENTS	\$2,059,908	\$74,541,513	\$21,756,100	\$6,736,878	\$22,707,533	\$127,801,932	100.00%

PERCENT BY HOLDER OF INVESTMENTS	1.61%	58.33%	17.02%	5.27%	17.77%	100.00%
----------------------------------	-------	--------	--------	-------	--------	---------

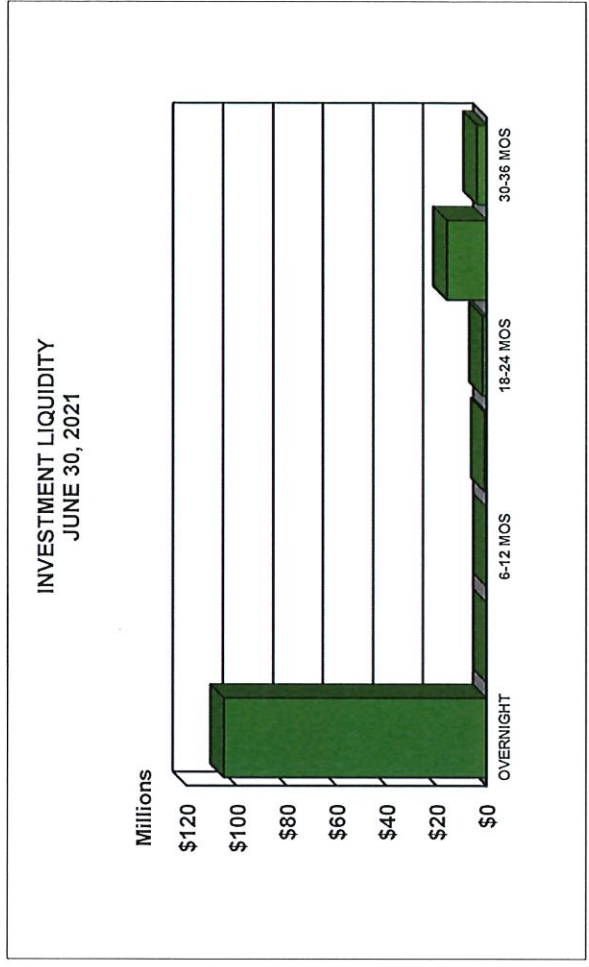


NUECES COUNTY HOSPITAL DISTRICT POOL RATES V. TREASURIES JUNE 30, 2021



NUECES COUNTY HOSPITAL DISTRICT
INVESTMENT SUMMARY BY LIQUIDITY
UNRESTRICTED FUNDS
FY 2021 3RD QUARTER (APRIL 1 - JUNE 30, 2021)

<u>INVESTMENT-YRS TO MATURITY</u>	<u>AMOUNT</u>	
CASH & CASH EQUIVALENTS	\$105,094,399	82.2%
MATURES IN 0-6 MONTHS	\$0	0.0%
MATURES IN 6-12 MONTHS	\$0	0.0%
MATURES IN 12-18 MONTHS	\$1,000,000	0.8%
MATURES IN 18-24 MONTHS	\$1,713,058	1.3%
MATURES IN 24-30 MONTHS	\$15,994,475	12.5%
MATURES IN 30-36 MONTHS	\$4,000,000	3.1%
TOTAL	\$127,801,932	96.9%



NUECES COUNTY HOSPITAL DISTRICT QUARTERLY BENCHMARK COMPARISON JUNE 30, 2021

