

NORTHWEST REGIONAL Education Service District

Serving the 20 school districts in Clatsop, Columbia, Tillamook, & Washington counties, Oregon



Improving the lives of children and families

2010-11 ANNUAL REPORT

5825 NE Ray Cir., Hillsboro OR 97124

(503) 614-1428 • Toll free in Oregon 1-888-990-7500

www.nwresd.k12.or.us

NORTHWEST REGIONAL EDUCATION SERVICE DISTRICT

Regional Office: 5825 NE Ray Circle
Hillsboro OR 97124 | Phone: 503-614-1428
Toll-free in Oregon: 1-888-990-7500 | Fax: 503-614-1440

ADMINISTRATION: 2011-12

Superintendent

James Sager503-614-1401
jsager@nwresd.k12.or.us

Assistant Superintendent

Jack Musser503-614-1255
jmusser@nwresd.k12.or.us

Assistant Superintendent

Paul Peterson503-614-1433
ppeterson@nwresd.k12.or.us

Chief Financial Officer

Janice Essenberg503-614-1253
jessenberg@nwresd.k12.or.us

Chief Information Officer

Rick Wahlstrom.....503-614-1412
rickw@nwresd.k12.or.us

EI/ECSE

Nancy Ford, Director503-614-1251
nancyf@nwresd.k12.or.us

Instructional Services

Art Anderson, Director503-614-1443
aanderson@nwresd.k12.or.us

Related Services

Joan Steiner, Director.....503-614-1275
joans@nwresd.k12.or.us

Schools

Kerri Smith, Director503-614-1473
kmsmith@nwresd.k12.or.us

Clatsop Service Center

Gary Brouillet, Administrator503-325-2862
gbrouillet@nwresd.k12.or.us

Columbia Service Center

Laney Coulter, Administrator503-366-4100
lcoulter@nwresd.k12.or.us

Tillamook Service Center

Helen Armstrong, Administrator503-842-8423
harmstrong@nwresd.k12.or.us

TABLE OF CONTENTS

Guiding Principles/Mission Statement.....	i
Map of Service Area.....	ii
Board of Directors.....	iii
Overview of Programs and Services.....	1-2
Accomplishments and Focus Areas:	
Administration and Board.....	3
Early Intervention/Early Childhood Education.....	4
Related Services Department.....	4
Department of Schools.....	5
Technology Services.....	6
Instructional Services.....	6
Financial Overview.....	7
Service Credit Allocations and Core Services.....	8
Chart of Expenditures by District.....	9-10
Advisory Committees.....	11-13
School District Participation & Utilization	
Clatsop County.....	14-24
Columbia County.....	26-36
Tillamook County.....	38-44
Washington County.....	46-60

2010-11 Administrators

Superintendent: Jim Mabbott

Assistant Superintendent: Jack Musser

Assistant Superintendent: James Sager

Chief Financial Officer: Michael Schofeld

Chief Information Officer: Rick Wahlstrom

Departments

Instructional Services: Art Anderson, Director

EI/ECSE: Nancy Ford, Director

Related Services: Joan Steiner, Director

Schools: Kerri Smith, Director

Service Centers

Clatsop: Gary Brouillet, Administrator

Columbia: Laney Coulter, Administrator

Tillamook: Helen Armstrong, Administrator



GUIDING PRINCIPLES

Our Customers

- Will be treated with respect, dignity, and professionalism.
- Will have fair and equal access to NWRES D programs and services.
- Will have ample opportunity for input regarding programs and services provided by the NWRES D, as well as evaluative responses regarding their quality.

Our Services

- Will be aligned to the needs and priorities of our component districts and the Oregon Department of Education.
- Will represent quality, innovative, and cost-effective options.
- Will maximize fiscal and human resources consistent with the district's mission and guiding principles.

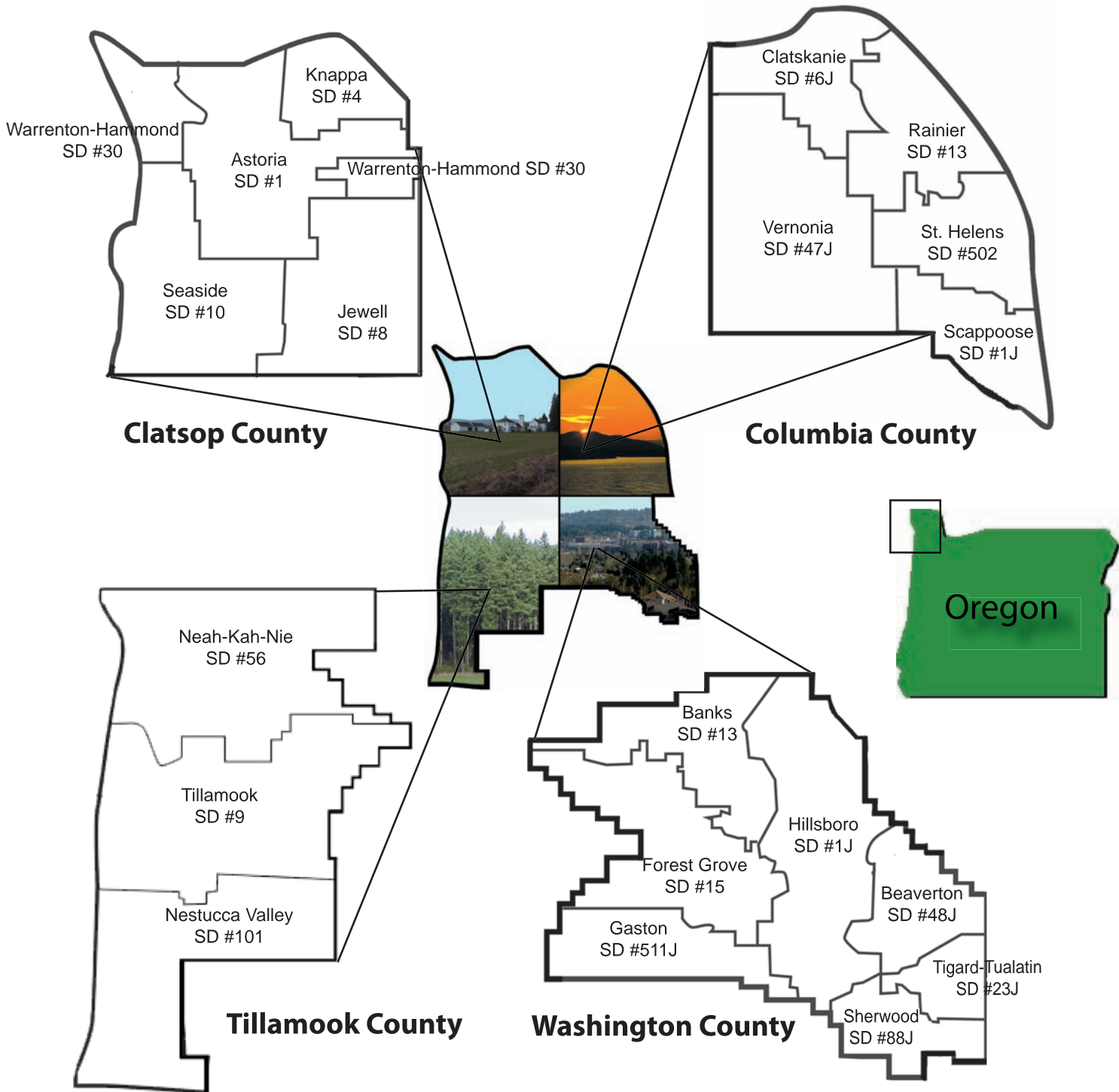
Our Staff

- Represent efforts to hire the most talented people, who are excited about working at NWRES D.
- Actively participate in continuous self and program improvement opportunities.
- Work in settings that communicate staff value and expectations of high performance.

MISSION STATEMENT

To provide equitable support to our school districts in their mission to educate all students.

Four-County Service Area



2010-2011 Board of Directors

The Northwest Regional Education Service District is governed by a nine-member board consisting of five elected directors, each representing specific school districts in the region, and four appointed directors from each of the following regional groups: higher education, social services, business community, and one at-large member. The Board works closely with the ESD's superintendent to determine district policies and to ensure that the highest quality programs and services are being delivered to schools in the region.

MICHAEL INGALLS, CHAIR

Zone 5: Beaverton School District (Aloha, Southridge, and Westview high school attendance areas)

Michael has resided in Washington County since 1994. He has a bachelor of science degree in economics from Santa Clara University. He is an active member in his community, serving four years as a leader in Cub Scouts; volunteering in his children's elementary school; and coaching youth sports.

ANN SAMUELSON, VICE CHAIR

Business position

Ann is president of Astoria Mechanical and Trailblazer Construction. She also serves as a Clatsop County Commissioner for District Five. Ann has served on the Meth Prevention Team, Diversity Action Committee, and was a citizen lobbyist/author of SB304 (Asbestos-related issues) in a recent legislative session.

RENÉE BRUCE

Social Service position

Renée has worked for Community Action for the past 18 years, and currently serves as Director of Family & Community Resources. She serves on the following boards; C.A.S.H. – Creating Assets Savings & Hope, Essential Health Clinic, Washington County Housing Advisory Board, and chairs the Washington County Childhood Care and Education Advisory Committee.

EARL FISHER

Zone 4: Beaverton (Beaverton and Sunset high school attendance areas), Clatskanie, Rainier, Scappoose, St. Helens, and Vernonia school districts

Earl retired from education with over 34 years of service. He spent the last three years of his career as Administrator of the Northwest Regional ESD's Clatsop Service Center in Astoria, retiring in 2003. Earl is a Columbia County Commissioner and on the Board of Directors for the Columbia County Commission on Children and Families, the Clatskanie Fire Dept., the St. John Hospital Foundation, and the Clatskanie Kiwanis.

MARILYN McGLASSON

At-Large position

Marilyn retired in 2005 after serving seven years as superintendent of the Banks School District in Washington County. She currently sits on the Portland Community College Board of Directors. Marilyn is a former member of the Washington County ESD Board, Washington Service Center Advisory Committee, and superintendent of the former Farmington View School District.

JON CARNAHAN

Higher Education position

Jon Carnahan retired as President Emeritus for Linn-Benton Community College after 30 years of service. After retirement he provided philanthropic and executive search consulting for non-profits and community colleges and is currently serving as President of Tillamook Bay Community College. He is currently a board member of ODS Companies, Tillamook County Future's Council, Tillamook County United Way, Tillamook County Economic Development Council, Tillamook Chamber of Commerce, and Tillamook County General Hospital.

KATHLEEN SAMSEL

Zone 2: Astoria, Jewell, Knappa, Seaside, Warrenton-Hammond, Neah-Kah-Nie, Nestucca Valley, Tillamook, Banks, and Forest Grove school districts

Kathleen retired from education in 2000 after teaching in the Hillsboro and Lake Oswego school districts. Her 32-year career included elementary principalships in McMinnville and Seaside. Kathy served on Clatsop Commission for Children and was on the board of the Salvation Army in Clatsop County. She is currently active in Community Tsunami Awareness Group (T.A.G.) and the Seaside Library Art Committee.

LARRY SPIER

Zone 3: Hillsboro School District

Larry retired from education in 2002 with over 33 years of service. He spent the last 28 years as a special education teacher and school administrator with the Beaverton School District. He served on the former Washington County ESD, and was board chair for NWRESD during the 2006-07 school year. He is currently serving his fifth year on the Board of Directors for St. Mary's Home for Boys, and is self-employed as a behavioral consultant to school districts.

GAIL YOUNG

Zone 1: Gaston, Sherwood, and Tigard-Tualatin school districts

Gail is a former member of both the Washington County ESD Board and the Washington Service Center Advisory Committee. Prior to serving on the Washington ESD Board, she served on the Douglas County ESD Board. Gail is self-employed as a vocational consultant.

Overview of Programs and Services

SPECIAL STUDENT SERVICES

- **Early Intervention/Early Childhood Special Education**

The Northwest Regional ESD provides programs and services for children with disabilities from birth to age three in the Early Intervention (EI) program. Children with disabilities age three to kindergarten are served in the Early Childhood Special Education (ECSE) program.



- **Related Services**

NWRES D provides services from birth to age 21 that are specifically designed to provide access to specialists with training and experience in working with students with autism spectrum disorder (ASD), severe orthopedic impairments, vision impairments, hearing impairments, and speech and language impairments.



Programs and services include:

- Assessments to determine special education eligibility and education planning
- Audiological services
- Physical therapy and occupational therapy services
- Speech/language services
- Specialized classrooms for deaf and hard of hearing students
- Itinerant services (educational consultation and direct services) for students who are blind, visually impaired, deaf/hard of hearing, or have severe orthopedic impairments, as well as interpreter services for students who are deaf/hard of hearing.

DEPARTMENT OF SCHOOLS

- **Behavioral Programs**

The district provides special education to students in kindergarten through 12th grade with a wide range of specialized classrooms and schools for children with significant developmental, emotional, and behavioral disabilities. Classes operated by NWRES D deliver instruction by licensed teachers and instructional assistants who provide the necessary supervision, special education, and related services.

- **GED Testing Services**

The ESD offers GED (General Equivalency Diploma) testing to qualified applicants at the district's Regional Office in Hillsboro and at the Columbia Service Center in St. Helens.

- **Home School Registration Services**

Oregon Revised Statutes require ESDs to provide monitoring services for students for whom parents have chosen home schooling.

- **Northwest Outdoor Science School**

Outdoor School gives students opportunities to experience the natural world in an outdoor setting, including Residential Outdoor School and Spring Break Outdoor School for 5th and 6th graders, Environmental Education Field Studies for 5th through 8th grade classes, and Cascade Education Corps for at-risk high school students.



Overview of Programs and Services

INSTRUCTION AND SCHOOL IMPROVEMENT SERVICES

- **ENGLISH LANGUAGE LEARNER (ELL) AND MIGRANT SERVICES**

- The ELL and Migrant program supports and collaborates with school districts to develop and implement ELL plans that are compliant with state and federal guidelines.

- **INSTRUCTIONAL SERVICES SUPPORT**

The Instructional Services Department provides support and consultation services in curriculum and staff development as requested by the 20 component school districts. Services are designed to assist districts in meeting the requirements of school reform legislation.

- **PROFESSIONAL DEVELOPMENT**

The Professional Development Department provides training and support to school districts focused on school improvement related to Oregon's Education Act for the 21st Century, and supports school district staff in implementing professional development activities.

- **SCHOOL IMPROVEMENT SERVICES**

School Improvement Specialists provide leadership, support, and consultation in the area of school improvement, curriculum instruction, and assessment.



TECHNOLOGY SERVICES

- **TECHNOLOGY SERVICES TO SCHOOLS**

The Technology Support Services (TSS) Division is responsible for the day-to-day computer services for 20 school districts and over 500 ESD staff. Services include Internet connections, printing, network monitoring, file backup, and troubleshooting.

- **SOFTWARE AND APPLICATION SUPPORT**

NWRESD provides software support to component districts for student e-mail accounts, media booking, student and fiscal systems, list servers, domain name servers, home school tracking, web development, special education early intervention census tracking, testing services, class registration system, web-based surveys, and other system-wide data systems.

- **MANAGEMENT INFORMATION SERVICES (MIS)**

MIS provides regional data processing systems to school districts in the areas of finance, human resource management, and student information management. Examples of information tracked through the ESD's various systems include record reports, grading, attendance, substitute tracking, payroll, employee records, and budgeting.

- **TESTING AND ASSESSMENT SERVICES**

Testing documents received from school districts are scanned and scored, and the reports generated are distributed to district administrative staff. Testing programs include: Consortium Off-Grade Test (COG); Cognitive Abilities Test (CogAT5 and CogAT6 in both English and Spanish); Metropolitan Achievement Test (MAT7); and Naglieri Non-Verbal Ability Test (NNAT).

- **MULTIMEDIA/VIDEOCONFERENCING SERVICES**

The Instructional Technology, Media and Videoconferencing program provides teachers and school district instructional staff on-demand access to current, curriculum-relevant instructional videos via web streaming. Instructional technology staff is also available for consulting, training teachers and setting up technologically-based instructional systems. Videoconferencing scheduling and technical support is also provided through the department.

OTHER

- **PROFESSIONAL/TECHNICAL PROGRAMS:** NWRESD operates two professional/technical programs in Tillamook through partnerships with the Tillamook Education Consortium and Tillamook Bay Community College: Health Services Academy, and Hospitality, Tourism, and Recreation (HTR).
- **COURIER:** The ESD Courier Service provides pick-up and delivery of inter-school and inter-district mail.
- **PRINTING AND GRAPHICS:** The NWRESD Printing Department provided print production services to component school districts.

Accomplishments and Focus Areas: ADMINISTRATION AND BOARD

TOP ACCOMPLISHMENTS IN 2010-11

- Worked with state leadership and legislators regarding regional and statewide ESD efficiencies.
- Worked with local media regarding positive events and news happening within the agency.
- Mentored and assisted our two new component district superintendents.
- Identified system redundancies between ESD and school districts and ensured the necessary coordination of services that will result in cost savings.
- Developed a 2011-2012 Local Service Plan that was approved by all 20 NWRESD component school boards.



On behalf of the NWRESD Board of Directors, 2010-11 Chairman Michael Ingalls presented Gary Anderson with a "Partners in Education" award for his efforts on behalf of the students in Tillamook County. Over the last 25 years, the Gary Anderson Open Golf Tournament has provided sustaining financial support for the ESD's annual pre-school health screenings. Gary's contributions have helped ensure that children get the services they need to enter school healthy and ready to go.

KEY FOCUS AREAS FOR 2011-12

- Continue to develop our shared services model to help districts free up resources for the classroom.
- Work with legislators to rebuild positive awareness of and support for NWRESD.
- Work with component district superintendents to evaluate and implement cost savings in the areas of business and human resource functions.
- Work alongside our 20 component district superintendents to develop a 2012-13 Local Service Plan that will result in approval by their boards.
- Coordinate monthly media contacts to share positive events and news within the agency.
- Mentor and assist our seven new component district superintendents.

PARTNERSHIPS

The Northwest Regional ESD recognizes the contributions of community partnerships at Board meetings throughout the year. Partner agencies and individuals are nominated by staff and share the ESD's mission of *"providing equitable support to our school districts in their mission to educate all students."*

Accomplishments and Focus Areas: SPECIAL STUDENT SERVICES

Early Intervention/Early Childhood Education

TOP ACCOMPLISHMENTS IN 2010-11

- Transitioned 622 children to kindergarten on September 1: 42 children in Clatsop County; 59 children in Columbia County; 28 children in Tillamook County; and 493 children in Washington County.
- Hosted 39 student teachers to complete observations, job shadows, practicum, and clinical experiences.
- Completed construction of the new Hillsboro Education Center in conjunction with the ESD's Regional Low Incident Program.

KEY FOCUS AREAS FOR 2011-12

- Continue to focus on implementing Positive Behavior Interventions and Support (PBIS) for all Early Childhood Special Education programs and with children birth to three enrolled in the Early Intervention program.
- Continue to create new partnerships with community preschools to provide services for children enrolled in the early childhood special education program.
- Continue to collaborate with the county library system to provide accessibility to activities for young children with disabilities, such as a weekly story time.



The Early Intervention/Early Childhood Department and the Related Services Department finished the 2010-11 school year by completing construction of the **Hillsboro Education Center**. The facility houses the only statewide center for autism training and observation, as well as an early childhood special needs preschool program for children with disabilities – age three to five – who live in Western Washington County (Banks, Forest Grove, Gaston, and Hillsboro school district boundaries).

Related Services Department

TOP ACCOMPLISHMENTS IN 2010-11

- Selected by the Oregon Department of Education to develop and provide statewide leadership and training for Autism Spectrum Disorder (ASD) services.
- Developed and implemented an on-line, twelve-day training program for new ASD specialists with 35 educators from districts around the state.
- Partnered with the Oregon Department of Education to develop statewide activities for students with vision impairments, including state Goal ball activities, a state track meet, a summer reading program, and a pilot program for accommodations for state testing.
- Piloted a tele-practice model of consultation in the areas of augmentative communication/assistive technology and ASD services, resulting in decreased travel time and costs, and increased time serving students.
- Completed a comprehensive fiscal analysis of all programs within the department to more accurately reflect costs.

KEY FOCUS AREAS FOR 2011-12

- Develop and increase parent training opportunities that would be available both face-to-face and via web access.
- Provide opportunities for families and educators to access workshops and trainings regarding best practices in meeting the needs of children with ASD utilizing the new Resource Center located at the Hillsboro Education Center.
- Focus on partnerships and collaborations with all of our component districts to pilot workshops and training options that will support their staff in effectively meeting student needs.

Accomplishments and Focus Areas: DEPARTMENT OF SCHOOLS

TOP ACCOMPLISHMENTS IN 2010-11

- Day Treatment staff utilized professional development trainings to standardize the methods our teachers use to write useful, measurable Individualized Education Plans (IEPs).
- Cascade Academy staff and students furthered their a partnership with the L.A.-based Freedom Writers Foundation. They were able to share the experience with a broader audience by inviting Pacific Academy and Levi Anderson Learning Center to an event where two of the original Freedom Writers shared their motivational success stories.
- Pacific Academy implemented a horticultural therapy program, providing lessons about growing systems and reclamation of water. Students harvested vegetables that they shared with staff and families.
- Outdoor School increased student and district participation, and began work to align curriculum to the new state science standards.
- P.A.C.E. Program had four students who successfully graduated from their resident school districts.

KEY FOCUS AREAS FOR 2011-12

READINESS:

- In working with component school districts and program partners.
- In preparing students for the work that needs to be accomplished and transition.
- In transitioning students back into regular school environments or to life outside of school.

SUPPORTING STUDENTS: NWRES D Truancy Officers

During the 2010-11 school year, the ESD's Attendance Officer Program handled approximately 1,532 contacts with parents and students, representing 3,282 hours of service. The program successfully diverted the majority of students back into regular school attendance. In approximately 80% of cases, students return to the classroom with just one contact from the officers.

The Northwest Regional ESD employs a team of truancy officers to work with school districts on returning as many students as possible to the classroom. These officers are deputized and have citation authority in Clatsop, Columbia, Tillamook, and Washington counties.

Acting on attendance referrals from schools submitted via TEAMS (a web-based program used to monitor school requests and officers' actions), parents are personally contacted and provided information on Oregon laws requiring students to attend school. Of these referrals, approximately 80% are resolved at this contact.

If attendance problems persist, a mandatory meeting is set up with the parents, school staff, and the NWRES D truancy officer. If efforts are unsuccessful at correcting attendance problems, the parents can be cited to appear before a circuit court judge. That citation can lead to fines, compliance supervision by the court, and/or assistance from juvenile services.



NWRES D Truancy Officers (from left): Jim Baughn, Allan Catron, Craig Miya, and Lead Officer, Scott Ryon.

Accomplishments and Focus Areas

TECHNOLOGY SERVICES

TOP ACCOMPLISHMENTS IN 2010-11

- Began consolidation of technology services across a four-ESD service area into one agency called Cascade Technology Alliance. This collaboration allows for higher service levels, greater choice of service offerings, and new services agencies would not have been able to deliver independently.
- ORVED (Oregon Virtual Education Center) online education program came on line with over 230 students enrolled by second term. This count includes 34 seniors who would have been short on credits and may not have graduated without access to ORVED courses.
- Transferred data warehouse operations from Hillsboro School District to NWRES D.
- Piloted electronic document management system in Human Resources and EI/ECSE departments.
- Improved Oregon Special Education Software (ORSpEd), a custom-built application for maintaining student data required by special education programs. Hillsboro, Beaverton, Redmond, and Portland Public school districts will move to ORSpEd in the 2011-12 school year.

KEY FOCUS AREAS FOR 2011-12

- Consolidate all NWRES D technology functions into the Cascade Technology Alliance, including:
 - Creation of a single organizational chart
 - Implementation of a single, common help desk ticketing system
 - Cross-training staff to support similar data systems, such as student information and substitute tracking.
 - Creation of a common methodology for automated ordering of services by districts.
- Develop and deploy an automated student registration system for home school students, with web-based access by parents and resident districts.
- Identify future student information system and begin the process of migration to chosen system.



Supporting Schools: Hung Wasson, NWRES D Support Technician, works on a server. The ESD provides internet connectivity for 197 schools representing 117,687 students, and hosts for the student information system for 18 districts representing 69,962 students

INSTRUCTIONAL SERVICES

TOP ACCOMPLISHMENTS IN 2010-11

- Created the Effective Instructional Practices Web site that supports ESD and school district staff throughout Oregon (<http://et.nwresd.org>). The site uses videos, research, and classroom examples to provide real-time support for teachers and administrators in the implementation of Data Teams, research-based instructional strategies, Common Core State Standards, formative and performance-based assessments, and Essential Skills Performance Assessments for Secondary Reading.
- Conducted approximately 700 coaching sessions, trainings, and workshops for teachers and administrators within the service region and state
- Collaborated with our districts to create plans to assist them in the transition from Oregon Academic Standards to the newly adopted national Common Core State Standards (CCSS).
- Provided principal coaching to four Title 1-A* schools in our region designated as schools in need of improvement. Two of the four no longer have that designation; the other two have made progress and are designated as "hold" status, which means they will need an additional year of progress in order to meet Title 1-A requirements. (**Schools that receive federal funding from the Department of Education because a majority of the students are from low income backgrounds.*)

KEY FOCUS AREAS FOR 2011-12

- Support our districts' transition to the Common Core State Standards by:
 - Working with them to identify Priority/Power Common Core State Standards;
 - Creating a grade level navigation tool for teachers to easily learn how CCSS impacts and guides their instruction in English, Language Arts, and math.
- Support our districts as they review and revise their Continuous Improvement Plans (C.I.P.) by:
 - Assisting in the review of their academic data;
 - Assisting in the revision of their action plans or creating new action plans; and,
 - Reviewing the SMART goals and strategy implementation of their last C.I.P.
- Continue our partnership with local universities by creating the following courses for Continuing Licensure and Masters of Arts in Teaching Programs:
 - Effective Learning Environment & Positive Behavior Instructional Support;
 - Performance-Based Assessments and Service Learning.

FINANCIAL OVERVIEW

2010-11 General Fund Revenues

State and Federal Revenues	\$24,769,909
Property Taxes	\$8,907,444
Beginning Fund Balance	\$5,030,544
Local Revenues	\$1,656,286
Other	\$1,310,122
Total	\$41,674,307

2010-11 General Fund Expenditures

Transfers and Transits	\$27,612,895
Support Services	\$8,811,533
Instruction	-
Ending Fund Balance	\$4,593,494
Debt Service	\$655,985
Capital Outlay	-
Total	\$41,673,907

2010-11 School District Requirements

State School Fund	\$22,975,559
Property Taxes	\$8,907,445
Total State School Fund (SSF) Revenues	\$31,883,004
90% Requirement to Districts	\$28,694,704
Service Credits	\$23,377,943
Core Programs	\$7,802,231
Total Spent on Districts	\$31,180,174
DIFFERENCE	\$(702,830)

2010-11 Operations Expenditures

Attendance Services	\$147,393
Board of Directors	\$141,597
Business Services	\$957,938
Communications	\$110,473
Debt Service	\$655,985
Facilities	\$279,991
Human Resources	\$537,964
Office of Asst. Superintendent	\$283,981
Office of Superintendent	\$485,670
Print Services	\$15,374
Receptionist	\$57,991
Service Centers	\$147,953
Technology Services	\$397,233
Transfers	\$1,944,072
TOTAL	\$6,163,614

2011-12 Operations Budget

Attendance Services	\$147,539
Board of Directors	\$151,850
Business Services	\$1,054,620
Communications	\$111,678
Debt Service	\$665,000
Facilities	\$392,300
Human Resources	\$530,458
Office of Asst. Superintendent	\$296,126
Office of Superintendent	\$430,744
Print Services	\$21,450
Receptionist	\$60,451
Service Centers	\$113,021
Technology	\$272,870
Transfers	\$1,800,000
TOTAL	\$6,048,107

SERVICE CREDIT ALLOCATIONS

	Resolution Plan ADMw w/Growth*	Percentage by Region	Percentage by County	2010-11 Service Credits	2011-12 Service Credits	Change
Clatsop County						
Astoria	2,147.60	1.83%	35.93%	\$436,414	\$405,313	\$(31,101)
Jewell	286.50	0.24%	4.79%	\$61,915	\$54,071	\$(7,844)
Knappa	665.10	0.57%	11.13%	\$137,429	\$125,523	\$(11,906)
Seaside	1,794.50	1.52%	30.02%	\$356,248	\$338,673	\$(17,575)
Warrenton-Hammond	1,084.00	0.92%	18.13%	\$211,739	\$204,581	\$(7,158)
County total	5,977.7	5.08%	100.00%	\$1,203,745	\$1,128,161	\$(75,584)
Columbia						
Clatskanie	1,022.80	0.87%	10.63%	\$206,404	\$193,031	\$(13,373)
Rainier	1,320.60	1.12%	13.73%	\$268,820	\$249,234	\$(19,586)
Scappoose	2,415.60	2.05%	25.11%	\$483,006	\$455,892	\$(27,114)
St. Helens	4,035.30	3.43%	41.94%	\$804,435	\$761,575	\$(42,860)
Vernonia	826.30	0.70%	8.59%	\$174,194	\$155,946	\$(18,248)
County total	9,620.6	8.17%	100.00%	\$1,936,859	\$1,815,678	\$(121,181)
Tillamook						
Neah-Kah-Nie	901.60	0.77%	22.50%	\$170,903	\$170,157	\$(746)
Nestucca Valley	767.70	0.65%	19.16%	\$157,686	\$144,887	\$(12,799)
Tillamook	2,338.50	1.99%	58.35%	\$477,331	\$441,341	\$(35,990)
County total	4,007.8	3.41%	100.00%	\$805,920	\$756,385	\$(49,535)
Washington						
Banks	1,363.60	1.16%	1.39%	\$272,350	\$257,350	\$(15,000)
Beaverton	44,365.30	37.70%	45.23%	\$8,708,611	\$8,372,983	\$(335,628)
Forest Grove	7,646.90	6.50%	7.80%	\$1,532,916	\$1,443,186	\$(89,730)
Gaston	626.10	0.53%	0.64%	\$130,108	\$118,163	\$(11,945)
Hillsboro	24,305.80	20.65%	24.78%	\$4,846,066	\$4,587,190	\$(258,876)
Sherwood	5,403.90	4.59%	5.51%	\$1,013,888	\$1,019,868	\$5,980
Tigard-Tualatin	14,370.60	12.21%	14.65%	\$2,927,480	\$2,712,138	\$(215,342)
County total	98,082.2	83.34%	100.00%	\$19,431,419	\$18,510,878	\$(920,541)
TOTAL	117,688.3	100.00%		\$23,377,943	\$22,211,102	\$(1,166,841)

CORE SERVICES

	2010-11 Total Cost	County Allocations:	2010-11 Total Cost
Technology	\$2,901,595	Clatsop	\$231,649
Special Education Administration	799,769	Columbia	285,529
School Improvement	1,022,534	Tillamook	202,411
Service Centers	578,498	Washington	1,571,291
Miscellaneous Core Services:		Total County Allocations	\$2,290,880
Courier	\$167,693		
Home School	26,378		
Superintendent Activities	8,820		
Emergency Closure Network	6,064		
County Allocations	2,290,880		
Total CORE Services	\$7,802,231		

EXPENDITURES BY DISTRICT

Clatsop County

Columbia County

	Astoria	Jewell	Knappa	Seaside	Warrenton-Hammond	Clatskanie	Rainier	Scappoose	St. Helens	Vernonia
SPECIAL STUDENT SERVICES										
Administrator		\$12,936.78								
Audiological Services										
Augmentative Comm./Assistive Technology	\$5,870.54		\$1,018.88	\$832.81	\$4,591.51	\$1,055.25		\$703.50		\$335.00
Autism Spectrum Disorder (ASD)									\$35,959.98	
Deaf/Hard of Hearing: Groner Elem.										
Deaf/Hard of Hearing: Hillsboro HS										
Deaf/Hard of Hearing: South Meadows MS										
Deaf/Hard of Hearing Staffing							\$42,052.00	\$15,780.13	\$114.75	
EI/ECSE Evaluations	\$27,578.00	\$552.00	\$3,552.00	\$26,846.00	\$18,938.00	\$5,600.00	\$8,696.00	\$24,237.42	\$36,624.00	\$2,408.00
Instructional Assistants				\$7,969.20					\$251,029.80	
Misc. Special Ed	\$159.00		\$228.00	\$164.00	\$268.00	\$475.00		\$2.50	\$67.50	
Nursing Services										
Occupational Therapy		\$140.00	\$8,459.60	\$50,757.60		\$18,611.12	\$17,565.88	\$39,146.00	\$62,633.58	\$4,229.80
Physical Therapy	\$5,414.14		\$4,065.68	\$2,707.07	\$20,303.04	\$2,436.00	\$3,584.00	\$12,689.40	\$16,919.19	\$1,691.92
School Psychologists	\$93,480.30	\$20,773.40	\$10,386.70	\$103,867.00	\$83,093.60	\$83,093.60		\$103,867.00	\$207,733.98	\$41,546.80
Speech & Language	\$291,612.60	\$19,597.80		\$253,339.80	\$151,450.20		\$140,918.62	\$48,994.50		\$58,793.40
Teacher (ED/DD)	\$8,198.22								\$84,567.00	
Transportation (EI/ECSE)								\$24,490.89		
Vision Services										
DEPARTMENT OF SCHOOLS										
Cascade Academy										
Cascade Ed Corps (CEC)										
Fire Science Program										
GED Testing										
Lifeworks NW Day Treatment Programs										
Levi Anderson Learning Center								\$8,320.00		
ORVED (Oregon Virtual Education)							\$3,300.00			
Outdoor Science School		\$2,743.00		\$13,677.00						
P.A.C.E Program										
Pacific Academy										
REACH Program				\$10,829.00				\$31,092.00		
INSTRUCTIONAL SERVICES										
Indian Education Grant								\$59,966.77		
Mastery in Motion									\$5,816.25	
Professional Development/Workshops	\$930.00	\$250.00	\$150.00	\$145.00	\$3,670.00	\$5,185.00	\$1,200.00	\$80.00	\$2,230.00	\$1,449.00
TECHNOLOGY SERVICES										
Data Warehouse					\$2,111.40					
Destiny: Library/Textbook Management	\$7,034.52	\$602.98	\$1,945.23		\$3,644.73	\$3,306.07	\$4,377.80			\$2,490.39
Infinite Visions: Fiscal Management System	\$13,175.00	\$8,495.00	\$9,490.00	\$12,275.00	\$9,500.00	\$8,485.00	\$8,154.06	\$12,735.00	\$19,453.67	\$9,875.00
Public School Works: Online Training	\$1,197.00	\$275.00	\$586.50	\$1,146.50	\$1,109.00	\$800.50	\$758.50	\$1,322.00	\$5,148.00	\$627.50
Substitute Hiring/SmartFindExpress	\$8,094.40	\$1,884.44	\$2,662.13	\$6,790.29	\$5,715.02	\$4,162.71	\$4,441.78	\$7,755.27	\$13,514.95	\$3,787.51
Tech Support, Services, & Purchasing	\$550.00	\$5,460.18	\$793.48	\$1,720.00	\$6,487.88	\$17,468.66	\$11,823.07	\$209,134.84	\$27.51	\$29,947.02
Testing & Assessment Scoring			\$559.12			\$906.20	\$1,504.97		\$4,434.09	\$273.67
OTHER SERVICES										
Fiscal Services: Payroll, A/R, A/P etc.										
Printing and Graphics	\$4,117.70	\$136.34	\$1,274.18	\$215.43	\$2,742.18	\$3,036.52	\$5,397.97	\$9,811.20	\$11,912.07	\$3,150.86
Tillamook Education Consortium										
Truancy Enforcement Services				\$4,070.00			\$2,035.00	\$2,145.00	\$25,382.50	
TOTAL	\$467,411.42	\$73,846.92	\$45,171.50	\$497,351.70	\$313,624.56	\$154,621.63	\$255,809.65	\$612,273.42	\$783,568.82	\$160,605.87

EXPENDITURES BY DISTRICT

Tillamook County

Washington County

	Neah-Kah-Nie	Nestucca Valley	Tillamook	Banks	Beaverton	Forest Grove	Gaston	Hillsboro	Sherwood	Tigard-Tualatin	TOTALS
SPECIAL STUDENT SERVICES											
Administrator											\$12,936.78
Audiological Services	\$256.50	\$168.00	\$174.00		\$11,949.86	\$3,288.50	\$531.50	\$9,333.00		\$6,332.14	\$32,033.50
Augmentative Comm./Assistive Technology	\$3,416.00	\$1,939.00	\$3,362.06	\$1,474.00	\$178.00	\$5,531.06		\$203,776.00		\$20,377.60	\$254,461.21
Autism Spectrum Disorder (ASD)											\$35,959.98
Deaf/Hard of Hearing: Groner Elem.					\$81,199.20			\$183,580.80		\$70,608.00	\$335,388.00
Deaf/Hard of Hearing: Hillsboro HS					\$84,729.60	\$24,712.80		\$176,520.00		\$35,304.00	\$321,266.40
Deaf/Hard of Hearing: South Meadows MS					\$60,016.80			\$102,181.60			\$162,198.40
Deaf/Hard of Hearing Staffing			\$48,193.25		\$161,768.70	\$55,885.00	\$68.00	\$88,468.25	\$102.00	\$2,635.75	\$415,067.83
EI/ECSE Evaluations	\$13,415.00	\$9,065.00	\$30,636.00	\$13,517.00	\$608,915.00	\$107,711.00	\$5,178.00	\$405,090.00	\$39,520.00	\$210,380.00	\$1,598,458.42
Instructional Assistants											\$258,999.00
Misc. Special Ed	\$375.00	\$375.00	\$1,300.00	\$40.00	\$5,152.39	\$581.00	\$1,100.00	\$5,957.78	\$400.00	\$2,637.00	\$19,282.17
Nursing Services				\$17,789.40			\$3,557.88		\$250,257.69	\$618.00	\$272,222.97
Occupational Therapy	\$16,919.20	\$14,381.32	\$36,376.28	\$24,118.00			\$2,672.88	\$412,893.60	\$76,262.40	\$125,267.20	\$910,434.46
Physical Therapy	\$20,260.74	\$13,168.48	\$30,388.88				\$3,784.48	\$114,286.00	\$56,959.32		\$308,658.34
School Psychologists	\$62,320.20	\$1,020.00	\$166,187.20	\$103,867.00	\$1,401.20			\$84,461.10		\$311,601.00	\$1,478,700.08
Speech & Language	\$101,122.65	\$97,989.00	\$51,975.00	\$49,888.25	\$16,308.50	\$2,908.75	\$58,793.40	\$195,978.00	\$155,741.30	\$354,840.40	\$2,050,252.17
Teacher (ED/DD)											\$92,765.22
Transportation (EI/ECSE)								\$3,304.00		\$7,358.95	\$35,153.84
Vision Services					\$10,502.00	\$1,754.50		\$11,413.52	\$28.00		\$23,698.02
DEPARTMENT OF SCHOOLS											
Cascade Academy				\$9,735.00	\$663,517.20	\$46,257.00	\$20,886.00	\$524,586.00	\$30,853.20	\$61,716.00	\$1,357,550.40
Cascade Ed Corps (CEC)										\$10,000.00	\$10,000.00
Fire Science Program								\$50,000.00			\$50,000.00
GED Testing					\$446.00	\$45,587.74		\$5,795.00			\$51,828.74
Lifeworks NW Day Treatment Programs				\$29,536.32	\$289,544.00	\$36,193.00		\$361,930.00	\$84,450.25	\$144,772.00	\$946,425.57
Levi Anderson Learning Center				\$50,129.00	\$674,096.30	\$126,051.00		\$217,158.00	\$108,579.00	\$148,724.00	\$1,333,057.30
ORVED (Oregon Virtual Education)					\$50,000.00					\$19,500.00	\$72,800.00
Outdoor Science School				\$16,268.00	\$28,817.00		\$3,948.00	\$114,092.00	\$41,226.00	\$64,647.00	\$285,418.00
P.A.C.E Program					\$30,858.00	\$362,814.00		\$320,704.60	\$18,516.00		\$732,892.60
Pacific Academy					\$1,096,117.20	\$61,656.00	\$2,124.00	\$339,438.00		\$30,858.00	\$1,530,193.20
REACH Program					\$65,124.00			\$227,934.00			\$334,979.00
INSTRUCTIONAL SERVICES											
Indian Education Grant											\$59,966.77
Mastery in Motion			\$4,121.75	\$2,126.25			\$733.50		\$8,862.75		\$21,660.50
Professional Development/Workshops	\$969.00	\$18,555.00	\$2,847.99	\$750.00	\$90.00	\$3,000.00	\$1,092.00	\$25,570.00	\$6,015.00	\$5,155.00	\$79,332.99
TECHNOLOGY SERVICES											
Data Warehouse						\$15,285.80			\$22,847.36	\$29,192.00	\$69,436.56
Destiny: Library/Textbook Management	\$3,037.62					\$22,950.54		\$9,722.55	\$17,422.62		\$76,535.05
Infinite Visions: Fiscal Management	\$9,490.00	\$9,490.00	\$16,573.12	\$9,090.00		\$38,742.50	\$5,585.00	\$109,087.82	\$30,108.99	\$87,291.67	\$427,096.83
Public School Works: Online Training	\$511.00	\$315.00	\$1,703.50	\$860.00		\$3,407.00	\$710.00	\$11,681.00	\$2,834.75		\$34,992.75
Substitute Hiring/SmartFindExpress	\$240.00	\$221.25	\$1,020.00	\$4,100.45		\$21,416.75	\$2,628.35	\$9,341.25	\$10,854.24	\$622.50	\$109,253.29
Tech Support, Services, & Purchasing	\$55,910.06	\$1,140.51		\$1,550.00		\$2,573.02	\$1,592.68			\$220,617.12	\$566,796.03
Testing & Assessment Scoring	\$284.96			\$459.65	\$31,320.54	\$6,233.64	\$571.86	\$19,925.00	\$4,563.20	\$9,365.73	\$80,402.63
OTHER SERVICES											
Fiscal Services: Payroll, A/R, A/P etc.		\$45,000.00									\$48,300.00
Printing and Graphics	\$5,980.04	\$646.14	\$798.00	\$2,297.10					\$347.50		\$51,863.23
Tillamook Education Consortium	\$19,000.00	\$18,000.00	\$15,000.00								\$52,000.00
Truancy Enforcement Services					\$8,965.00	\$67,402.00		\$550.00	\$8,992.50	\$27,225.00	\$146,767.00
TOTAL	\$313,507.97	\$231,473.70	\$410,657.03	\$337,595.42	\$3,981,016.49	\$1,061,942.60	\$115,557.53	\$4,344,758.87	\$975,744.07	\$2,007,646.06	\$17,144,185.23

ADVISORY COMMITTEES

Advisory committees provide an important link between local school district personnel and ESD program supervisors. Committee members meet throughout the school year to discuss program needs, problem solve, and recommend improvements that will enhance the delivery of services to young children and students throughout the region. These committees continue to be an important resource to the ESD when planning and designing programs and services that are cost-effective and responsive to districts' needs.

EARLY INTERVENTION/EARLY CHILDHOOD EDUCATION

Clatsop County

Anderson, Randy	Parent/OrPTI
Beck, Alice	Commission on Children & Families
Brouillet, Gary	NWRES D
Eterno, Pat	Head Start
Ford, Nancy	NWRES D
Horecny, Patsy Lee	CC Health & Human Services
Leo, Ruby	Warrenton-Astoria HS
Lindstrom, Brandi	Parent
Quackenbush, Jill	Lifeworks NW
Wallace, Lisa	Head Start

Columbia County

Beeks, Cindy	Columbia County Mental Health
Clark, Cheri	Scappoose School District
Catt, Julie	Head Start, St. Helens
Coulter, Laney	NWRES D
Crawford, Dawn	Head Start
Harbison, Toni	Public Health
Ford, Nancy	NWRES D
Johnson, Ken	Senior and Veteran Services
Henkemeyer, Karen	CC Resource & Referral Program
Parsons, Elaine	CC Resource & Referral Program
Mitchell, Mary	Clatskanie School District
Pilgrim, Celeste	Head Start, Clatskanie Center
Ruddell, Pam	DHS, Self Sufficiency Program
Spika Kenna, Jan	Commission on Children & Families

Tillamook County

Armstrong, Helen	NWRES D
Kearns, Carol	Neah-Kah-Nie School District
Dwigans, Cecilia	Healthy Start
Ford, Nancy	NWRES D
Batchelder, Ann	Tillamook Medical Group
Horton, Tira	DHS - Child Welfare
Niskanen, Cerisa	Tillamook County Health Dept.
Gruhn, Sandy	Nestucca Valley School District
Lusby, Julie	Child & Family Dev. Programs of CAT
McClure, Chris	Child & Family Dev. Programs of CAT
Putman, Marlene	Commission on Children and Families
Pyle, Monica	Child & Family Dev. Programs of CAT
Place, Shauna	Tillamook School District
Walker, Linda	NWRES D
Larsen, Ruth	Tillamook Family Counseling

Washington County

Averill, Deborah	DHS - Self Sufficiency
Ballard-Turner, Wendy	New Parent Network
Blanchard, Ali	Parent 2 - Vice-Chair
Ford, Nancy	NWRES D
Foster, Mary	Wash. Co. Human Services
Freund, Peggy	NWRES D
Hanacek, Helen	Parent 4
Hooge, Holly, Chair	Parent 1
Kellogg, Lori	NWRES D
McNee, Dolores	Wash. Co. Head Start
Millage, Charlene	Wash. Co. Human Services
Moore, Carol	NWRES D
Omel, Sue	Wash. Co. Human Services
Shepherd, Karen	NWRES D
Stotz, Diana	Commission on Children & Families

ELL/MIGRANT ADVISORY COMMITTEES

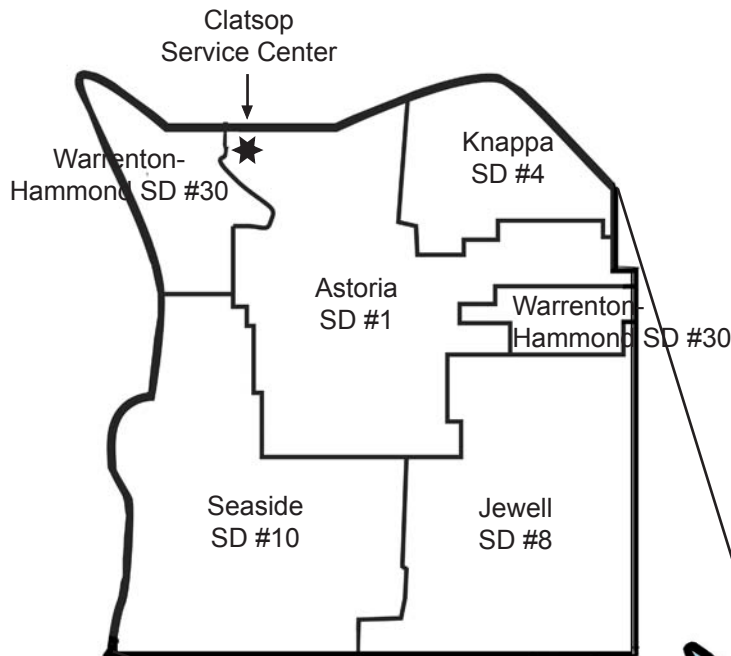
CLATSOP COUNTY	
Astoria School District	Craig Hoppes Lynn Jackson
Jewell School District	Brian Gander
Knappa School District	Leila Collier
Seaside School District	Doug Dougherty Sande Brown
Warrenton-Hammond	Ann Brown
COLUMBIA COUNTY	
Clatskanie School District	Jeff Baugham Rhonda Stecker
Rainier School District	Michael Carter Paul Coakley, Jr.
Scappoose School District	Mike Judah Molly Nordwall
St. Helens School District	Lisa Rawlings
Vernonia School District	Ken Cox
TILLAMOOK COUNTY	
Neah-Kah-Nie School District	Jay Kosik Angie Douma
Nestucca Valley School District	Nick Gelbard
Tillamook School District	Randy Schild Bruce Rhodes
WASHINGTON COUNTY	
Banks School District	Shelley Mitchell Scott Ryan
Beaverton School District	Wei-Wei Lou
Forest Grove School District	Leonard Terrible
Gaston School District	David Beasley
Hillsboro School District	Travis Reinman

TECHNOLOGY ADVISORY COMMITTEES

	Technology	MIS: Finance Services	MIS: Student Services	Curriculum & Instruction
CLATSOP COUNTY				
Astoria School District	Mark Keyser	Louise Kallstrom	Tammi Arnold	Craig Hoppes
Jewell School District	Joan Harding	Jennifer Brandon	Allyce Chronister	Debra Brooks
Knappa School District	Tim Vandergrift	Nikki Fowler	Nikki Fowler	Jim Carlile
Seaside School District	Don Mespelt	Crickette Lovejoy Justine Hill	Don Mespelt	Rosemary Riddock
Warrenton-Hammond	Jayson Holmstead	Mike Moha	Annette Johnson Cheryl Jannusch	Craig Brewington Janice Schock
COLUMBIA COUNTY				
Clatskanie School District	Larry Cook	Janine Salsbury	Beth Greg	Yolanda Brackman
Rainier School District	Larry Cook	Elisabeth Guisinger	Lisa Skeans Erin Knox	Brad Ramey Paul Coakley
Scappoose School District	Derek Reynolds	Mary Crum	Jami Schmid	Sue Hays
St. Helens School District	Ed Leader	Terri Burns	Donna Rethati	Lisa Rawlings
Vernonia School District	Glenda DeLemos	Dawn Plews	Kathi Fetch	Ken Cox
TILLAMOOK COUNTY				
Neah-Kah-Nie School District	Levi Nugent	Mark Sybouts	Kathie Sellars	Jay Kosik Jim Severson
Nestucca Valley School District	Gene Martin	Mike Schofield	Lisa Macia	Randy Wharton
Tillamook School District	Chas Sundling	Shannon Farrier	Gail Levesque Linda Kjemperud	Julia Kettner Jennifer Guarcello
WASHINGTON COUNTY				
Banks School District	Mike O'Reilly	Simon Levear	O'Lisa Glover	Mark Everett
Beaverton School District	Bruce Ruprecht	Joanne Ossanna	Sherry Miller	Gary Sehorn
Forest Grove School District	Brian Hawkins	Darrin Davidson	Debbie Thrush	Jennifer Frentress
Gaston School District	Scott Catino	Marie DuRette	Scott Catino Rita De Groen	Mike Durbin Lani Arakaki-Schadt
Hillsboro School District	Jon Goucher	Jim Harrington	Debra Giles-Murtha	Kathi Robinson
Sherwood School District	Traci Sutherland	Cyndi Turner	Rebecca Humphreys	Melissa Goff
Tigard-Tualatin School District	Susan James	Bonnie Maplethorpe	Susan James	Dan Goldman

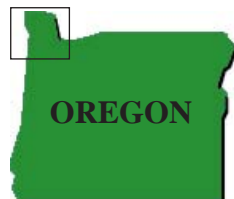
Northwest Regional ESD Clatsop Service Center

3194 Marine Drive • Astoria, OR 97103 • Phone: 503-325-2862 • Fax: 503-325-1297
Gary Brouillet, Service Center Administrator



Serving the School Districts of Clatsop County:

- Astoria SD #1
- Jewell SD #8
- Knappa SD #4
- Seaside SD #10
- Warrenton-Hammond SD #30



ASTORIA SCHOOL DISTRICT

Craig Hoppes, Superintendent

78 Alameda Ave. • Astoria, OR 97103
Phone: 503-325-6441 • Fax: 503-325-6524

www.astoria.k12.or.us



Participation in NWRES Programs & Services

SPECIAL STUDENT SERVICES

- **Early Intervention/Early Childhood Special Education (EI/ECSE)**
Children served: 79 Evaluations completed: 44
- **Related Services**
A total of 67 students were served in these areas:
Autism: 59 Hearing & Audiology: 3
Orthopedics: 4 Vision: 1
- **Autism Spectrum Disorder Training**—157.5 hours/19 participants

SCHOOLS DEPARTMENT

- **Home Schooling**—73 students registered

INSTRUCTION AND SCHOOL IMPROVEMENT SERVICES

- **School Improvement Services**—734 staff members from the Astoria School District participated in 56 NWRES school improvement services. Services represent on-site delivery in the areas of assessment, improvement planning facilitation, data analysis training, literacy, math, PBS, priority standards, effective instructional strategies, administrative support and trainings, consulting with district staff, and coaching activities in classrooms, as well as with administrators.
- **Title VII Indian Education Program**—10 American Indian and/or Alaska Native students served (as identified by Federal guidelines).

TECHNOLOGY SERVICES

- **eSIS Support Contacts**—114
- **Multimedia Services**
 - Multimedia Bookings: 24
 - Streamings (Discovery and Learn360): 1,057

OTHER SERVICES

- **Printing Services**—48,113 impressions completed for 25 projects

SERVICE CREDIT UTILIZATION

Special Student Services

Speech Language Pathologists	\$291,612.60
School Psychologists	\$93,480.30
Early Intervention/Early Childhood Evaluations	\$20,000.00
Physical Therapists/Licensed PT Assistants	\$5,414.14
Augmentative Communication/Assistive Tech	\$3,718.50

Technology Services

Infinite Visions: Fiscal Management System	\$13,175.00
Destiny: Library & Textbook Management System.....	\$7,034.52
District Level Proxy/Filter Configuration Configuration	\$550.00

Total credits used..... \$434,985.06

CONTRACTED SERVICES

Special Student Services

Teachers: Alternative Ed.....	\$8,198.22
-------------------------------	------------

Total contracted services \$8,198.22

ADDITIONAL SERVICES PURCHASED

Special Student Services

Early Intervention/Early Childhood Evaluations	\$7,578.00
Augmentative Communication/Assistive Tech	\$2,152.04
Background Checks.....	\$1,110.00
Equipment	\$125.00
Language Interpreter	\$34.00

Instructional Services

Workshops	\$930.00
-----------------	----------

Other Services

SmartFindExpress: Substitute Management System.....	\$6,374.40
Printing & Graphics.....	\$4,117.70
Public School Works	\$1,197.00
Substitute Hiring.....	\$610.00
OSBA Workshop	\$30.00

Total additional services purchased \$24,228.14

Total billed fiscal year 2010-11 \$467,411.42

CORE SERVICES

- Provided to all districts through the Local Service Plan -

Special Education Administration | School Improvement | Professional Development
 ELL | Tech. Administration Support | eSIS | Help Desk and Site Support | ISDS/Application Support
 Multimedia | Videoconferencing | Courier | Truancy Enforcement (Core to districts under 1,000 ADM)
 Service Center Administration | Superintendent Activities | FlashAlert Emergency Closure Network
 Home School Registration | County Allocations

JEWELL SCHOOL DISTRICT

Dr. Brian Gander, Superintendent

83874 Hwy. 103 • Seaside, OR 97138
Phone: 503-755-2451 • Fax: 503-755-0616

www.jewell.k12.or.us



Participation in NWRES Programs & Services

SPECIAL STUDENT SERVICES

- **Early Intervention/Early Childhood Special Education (EI/ECSE)**

Children served: 3 Evaluations completed: 1

- **Related Services**

A total of 6 students were served in these areas:

Autism: 5 Hearing & Audiology: 1
Orthopedics: 0 Vision: 0

SCHOOLS DEPARTMENT

- **Northwest Outdoor Science School**—13 students participated
- **Home Schooling**—5 students registered

INSTRUCTION AND SCHOOL IMPROVEMENT SERVICES

- **School Improvement Services**—49 staff members from the Jewell School District participated in 9 NWRES school improvement services. Services represent on-site delivery in the areas of assessment, improvement planning facilitation, data analysis training, literacy, math, PBS, priority standards, effective instructional strategies, administrative support and trainings, consulting with district staff, and coaching activities in classrooms, as well as with administrators.

TECHNOLOGY SERVICES

- **eSIS Support Contacts**—35
- **Multimedia Services**
 - Multimedia Bookings: 2
 - Streamings (Discovery and Learn360): 291

OTHER SERVICES

- **Printing Services**—1,900 impressions completed for 4 projects

SERVICE CREDIT UTILIZATION

Special Student Services

School Psychologists.....	\$20,773.40
Speech Language Pathologist.....	\$19,597.80
Administrator.....	\$12,936.78
Early Intervention/Early Childhood Evaluations	\$552.00
Occupational Therapist.....	\$140.00

Instructional Services

Outdoor School (5 days/4 nights).....	\$2,743.00
Workshops	\$250.00

Technology Services

Infinite Visions: Fiscal Management System	\$8,495.00
Technology Support.....	\$3,882.67
SmartFindExpress: Substitute Management System.....	\$1,094.44
Server Hosting.....	\$1,000.00
Destiny: Library & Textbook Management System.....	\$602.98
District Level Proxy/Filter Configuration Configuration	\$550.00
Substitute Hiring.....	\$550.00

Other Services

Public School Works Online Training	\$275.00
Background Checks.....	\$240.00
Printing and Graphics	\$136.34
LAN/Domain Support	\$27.51

Total credits used..... \$73,846.92

Total billed fiscal year 2010-11 \$73,846.92

CORE SERVICES

- Provided to all districts through the Local Service Plan -

Special Education Administration | School Improvement | Professional Development
 ELL | Tech. Administration Support | eSIS | Help Desk and Site Support | ISDS/Application Support
 Multimedia | Videoconferencing | Courier | Truancy Enforcement (Core to districts under 1,000 ADM)
 Service Center Administration | Superintendent Activities | FlashAlert Emergency Closure Network
 Home School Registration | County Allocations

KNAPPA SCHOOL DISTRICT

Jim Carlile, Superintendent

41535 Old Hwy. 30 • Astoria, OR 97103
Phone: 503-458-6166 • Fax: 503-458-5466



www.knappa.k12.or.us

Participation in NWRES Programs & Services

SPECIAL STUDENT SERVICES

- **Early Intervention/Early Childhood Special Education (EI/ECSE)**
Children served: 9 Evaluations completed: 7
- **Related Services**
A total of 14 students were served in these areas:
Autism: 13 Hearing & Audiology: 1
Orthopedics: 0 Vision: 0

SCHOOLS DEPARTMENT

- **Home Schooling**—13 students registered

INSTRUCTION AND SCHOOL IMPROVEMENT SERVICES

- **School Improvement Services**—15 staff members from the Knappa School District participated in 1 NWRES school improvement service. Services represent on-site delivery in the areas of assessment, improvement planning facilitation, data analysis training, literacy, math, PBS, priority standards, effective instructional strategies, administrative support and trainings, consulting with district staff, and coaching activities in classrooms, as well as with administrators.

TECHNOLOGY SERVICES

- **eSIS Support Contacts**—42
- **Multimedia Services**
- Streamings (Discovery and Learn360): 469
- **Testing & Assessment Scoring**—NNAT: 61, CogAT6: 1

OTHER SERVICES

- **Printing Services**—12,965 impressions completed for 9 projects
- **Truancy Enforcement**—4 contacts (no cost to districts under 1,000 ADM)

SERVICE CREDIT UTILIZATION

Special Student Services

School Psychologist	\$10,386.70
Occupational Therapist.....	\$8,459.60
Physical Therapists/Licensed PT Assistants.....	\$4,065.68
Early Intervention/Early Childhood Evaluations	\$3,552.00
Augmentative Communication/Assistive Tech	\$1,018.88

Technology Services

Infinite Visions: Fiscal Management System	\$9,490.00
Destiny: Library/Textbook Management System.....	\$1,945.23
Testing & Assessment Scoring	\$559.12
District Level Proxy/Filter Configuration Configuration	\$550.00

Total credits used..... \$40,027.21

ADDITIONAL SERVICES PURCHASED

Special Student Services

Equipment	\$228.00
-----------------	----------

Instructional Services

Workshops	\$75.00
-----------------	---------

Tecnology Services

Tech Support Services	\$243.48
-----------------------------	----------

Other Services

SmartFindExpress: Substitute Management System.....	\$1,640.88
Printing & Graphics.....	\$1,274.18
Substitute Hiring.....	\$860.00
Public School Works Online Training.....	\$586.50
Background Checks.....	\$161.25
OSBA Workshop	\$75.00

Total additional services purchased \$5,144.29

Total billed fiscal year 2010-11 \$45,171.50

CORE SERVICES

- Provided to all districts through the Local Service Plan -

Special Education Administration | School Improvement | Professional Development
 ELL | Tech. Administration Support | eSIS | Help Desk and Site Support | ISDS/Application Support
 Multimedia | Videoconferencing | Courier | Truancy Enforcement (Core to districts under 1,000 ADM)
 Service Center Administration | Superintendent Activities | FlashAlert Emergency Closure Network
 Home School Registration | County Allocations


SEASIDE SCHOOL DISTRICT

Dr. Doug Dougherty, Superintendent

1801 S. Franklin St. • Seaside, OR 97138

Phone: 503-738-5591 • Fax: 503-738-3471

www.seaside.k12.or.us



Participation in NWRES Programs & Services

SPECIAL STUDENT SERVICES

- **Early Intervention/Early Childhood Special Education (EI/ECSE)**
Children served: 69 Evaluations completed: 37
- **Related Services**
A total of 52 students were served in these areas:
Autism: 47 Hearing & Audiology: 4
Orthopedics: 0 Vision: 1
- **Autism Spectrum Disorder Training**—53 hours/10 participants

SCHOOLS DEPARTMENT

- **Behavioral Programs Enrollment**—REACH Program (Quatama Elementary/Hillsboro): 1
- **Northwest Outdoor Science School**—97 students participated
- **Home Schooling**—32 students registered

INSTRUCTION AND SCHOOL IMPROVEMENT SERVICES

- **School Improvement Services**—20 staff members from the Seaside School District participated in 1 NWRES school improvement service. Services represent on-training representing delivery in the areas of assessment, improvement planning facilitation, data analysis training, literacy, math, PBS, priority standards, effective instructional strategies, administrative support and trainings, consulting with district staff, and coaching activities in classrooms, as well as with administrators.

TECHNOLOGY SERVICES

- **eSIS Support Contacts**—95
- **Multimedia Services**
 - Multimedia Bookings: 1
 - Streamings (Discovery and Learn360): 1,268

OTHER SERVICES

- **Printing Services**—700 impressions were completed for 2 projects
- **Truancy Enforcement**—37 contacts

Seaside High School • Broadway Middle School
Cannon Beach Elementary • Gearhart Elementary • Seaside Heights Elementary

SERVICE CREDIT UTILIZATION

Special Student Services

Speech Language Pathologists	\$135,978.00
School Psychologists	\$103,867.00
Speech Language Pathologist Assistants.....	\$56,439.00
Occupational Therapist	\$50,757.60
Early Intervention/Early Childhood Evaluations	\$15,000.00
Educational Assistants	\$7,969.20
Physical Therapist	\$2,707.07

Technology Services

Infinite Visions: Fiscal Management System	\$12,275.00
SmartFindExpress: Substitute Management System.....	\$4,613.04
Server Hosting.....	\$1,000.00
District Level Proxy/Filter Configuration Configuration	\$550.00

Other Services

Truancy Enforcement	\$4,070.00
---------------------------	------------

Total credits used..... \$395,225.91

CONTRACTED SERVICES

Special Student Services

Speech Language Pathologists	\$60,130.00
REACH	\$10,829.00
Augmentative Communication/Assistive Technology	\$832.81
Speech Language Pathologist Assistants.....	\$666.00

Total contracted services \$72,457.81

ADDITIONAL SERVICES PURCHASED

Special Student Services

Early Intervention/Early Childhood Evaluations	\$11,846.00
Speech Language Pathologist Assistants.....	\$126.80
Equipment Rental	\$164.00

Instructional Services

Workshops	\$145.00
-----------------	----------

Technology Services

Tech Support.....	\$170.00
-------------------	----------

Other Services

Northwest Outdoor Science School	\$13,677.00
Background Checks.....	\$1,257.25
Public School Works	\$1,146.50
Substitute Hiring.....	\$920.00
Printing and Graphics.....	\$215.43

Total additional services purchased \$29,667.98

Total billed fiscal year 2010-11 \$497,351.70

CORE SERVICES

- Provided to all districts through the Local Service Plan -

Special Education Administration | School Improvement | Professional Development
ELL | Tech. Administration Support | eSIS | Help Desk and Site Support | ISDS/Application Support
Multimedia | Videoconferencing | Courier | Truancy Enforcement (Core to districts under 1,000 ADM)
Service Center Administration | Superintendent Activities | FlashAlert Emergency Closure Network
Home School Registration | County Allocations

Seaside School District

WARRENTON-HAMMOND SCHOOL DISTRICT

George Lanning, Superintendent

820 SW Cedar Street • Warrenton, OR 97146

Phone: 503-861-2281 • Fax: 503-861-2911

www.whsd.k12.or.us



Participation in NWRES Programs & Services

SPECIAL STUDENT SERVICES

- **Early Intervention/Early Childhood Special Education (EI/ECSE)**
Children served: 45 Evaluations completed: 30
- **Related Services**
A total of 24 students were served in these areas:
Autism: 22 Hearing & Audiology: 0
Orthopedics: 1 Vision: 1
- **Autism Spectrum Disorder Training**—34 hours/13 participants

SCHOOLS DEPARTMENT

- **Home Schooling**—36 students registered

INSTRUCTION AND SCHOOL IMPROVEMENT SERVICES

- **School Improvement Services**—577 staff members from the Warrenton-Hammond School District participated in 37 NWRES school improvement services. Services represent on-site delivery in the areas of assessment, improvement planning facilitation, data analysis training, literacy, math, PBS, priority standards, effective instructional strategies, administrative support and trainings, consulting with district staff, and coaching activities in classrooms, as well as with administrators.

TECHNOLOGY SERVICES

- **eSIS Support Contacts**—26
- **Multimedia Services**
Multimedia Bookings: 39
Streamings (Discovery and Learn360): 490

OTHER SERVICES

- **Printing Services**—36,306 impressions were completed for 13 projects
- **Truancy Enforcement**—98 contacts (provided at no cost to districts with ADM under 1,000)

SERVICE CREDIT UTILIZATION

Special Student Services

Speech Language Pathologists	\$117,586.80
School Psychologists	\$83,093.60
Speech Language Pathologist Assistants.....	\$33,863.40
Physical Therapist	\$20,303.04
Early Intervention/Early Childhood Evaluations	\$12,960.00
Augmentative Communication/Assistive Technology	\$2,010.00

Technology Services

Infinite Visions: Fiscal Management System	\$9,500.00
Proxy Charges	\$550.00

Total credits used..... \$279,866.84

CONTRACTED SERVICES

Special Student Services

Augmentative Communication/Assistive Technology	\$1,811.01
---	------------

Total contracted services \$1,811.01

ADDITIONAL SERVICES PURCHASED

Special Student Services

Early Intervention/Early Childhood Evaluations	\$5,978.00
Augmentative Communication/Assistive Technology	\$770.50
Equipment Rental	\$268.00

Instructional Services

Workshops	\$3,670.00
-----------------	------------

Technology Services

Tech Support.....	\$5,937.88
Destiny: Library/Textbook Management System.....	\$3,644.73
SmartFindExpress: Substitute Management System.....	\$3,572.52
Data Warehouse	\$2,111.40

Other Services

Printing & Graphics.....	\$2,742.18
Background Checks.....	\$1,212.50
Public School Works	\$1,109.00
Substitute Hiring.....	\$930.00

Total additional services purchased \$31,946.71

Total billed fiscal year 2010-11 \$313,624.56

CORE SERVICES

- Provided to all districts through the Local Service Plan -

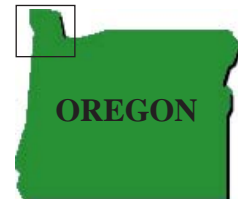
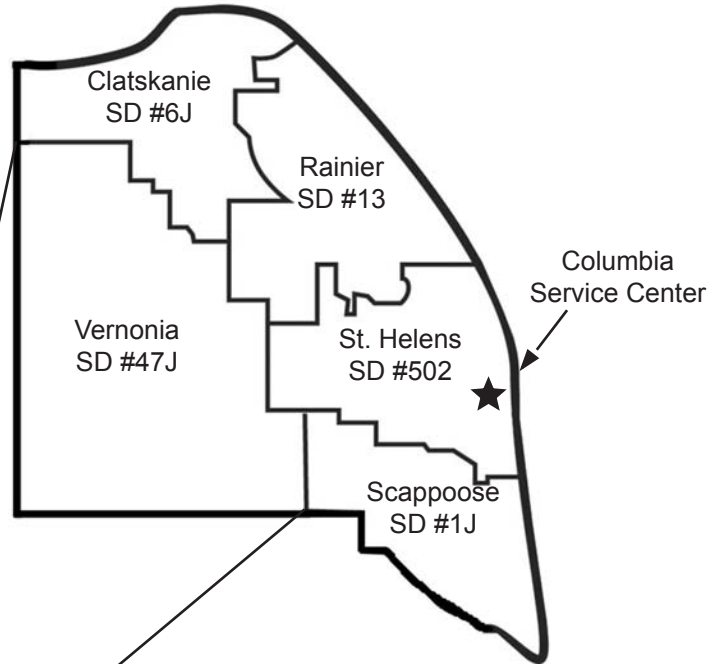
Special Education Administration | School Improvement | Professional Development
 ELL | Tech. Administration Support | eSIS | Help Desk and Site Support | ISDS/Application Support
 Multimedia | Videoconferencing | Courier | Truancy Enforcement (Core to districts under 1,000 ADM)
 Service Center Administration | Superintendent Activities | FlashAlert Emergency Closure Network
 Home School Registration | County Allocations

Northwest Regional ESD Columbia Service Center

800 Port Avenue • St. Helens, OR 97051 • Phone: 503-366-4100 • Fax: 503-397-0796
Laney Coulter, Service Center Administrator

Serving the School Districts of Columbia County:

- Clatskanie SD #6J
- Rainier SD #13
- Scappoose SD #1J
- St. Helens SD #502
- Vernonia SD #47J



CLATSKANIE SCHOOL DISTRICT

Ed Serra, Superintendent

555 SW Bryant St. • Clatskanie, OR 97016

Phone: 503-728-0587 • Fax: 503-728-0608

www.clat6j.k12.or.us



Participation in NWRES Programs & Services

SPECIAL STUDENT SERVICES

- **Early Intervention/Early Childhood Special Education (EI/ECSE)**
Children served: 18 Evaluations completed: 10
- **Related Services**
A total of 15 students were served in these areas:
Autism: 10 Hearing & Audiology: 2
Orthopedics: 2 Vision: 1
- **Autism Spectrum Disorder Training**—103 hours/6 participants

SCHOOLS DEPARTMENT

- **Home Schooling**—51 students registered

INSTRUCTION AND SCHOOL IMPROVEMENT SERVICES

- **School Improvement Services**—278 staff members from the Clatskanie School District participated in 27 NWRES school improvement services. Services represent on-site delivery in the areas of assessment, improvement planning facilitation, data analysis training, literacy, math, PBS, priority standards, effective instructional strategies, administrative support and trainings, consulting with district staff, and coaching activities in classrooms, as well as with administrators.

TECHNOLOGY SERVICES

- **eSIS Support Contacts**—25
- **Multimedia Services**
 - Multimedia Bookings: 3
 - Streamings (Discovery and Learn360): 2,101
- **Testing & Assessment Scoring**—CogAT6 tests scored: 70

OTHER SERVICES

- **Printing Services**—54,030 impressions were completed for 9 projects
- **Truancy Enforcement**—6 contacts (provided at no cost to districts with ADM under 1,000)

SERVICE CREDIT UTILIZATION

Special Student Services

School Psychologist	\$83,093.60
Occupational Therapist.....	\$18,611.12
Early Intervention/Early Childhood Evaluations	\$5,600.00
Physical Therapist	\$2,436.00
Assistive Technology Specialist.....	\$1,055.25
FM Rentals (Personal frequency modulation systems).....	\$475.00

Instructional Services

Special Ed. Professional Development Specialist.....	\$1,230.00
Workshops	\$800.00

Technology Services

District Level Technology Support.....	\$12,259.97
Infinite Visions: Fiscal Management System	\$8,485.00
Destiny: Library/Textbook Management System.....	\$3,306.07
SmartFindExpress: Substitute Management System.....	\$2,546.46
Server Hosting.....	\$1,000.00
Testing & Assessment Scoring	\$906.20

Other Services

Printing & Graphics.....	\$3,036.52
Substitute Hiring.....	\$1,200.00
Public School Works	\$800.50
Background Checks.....	\$356.25

Total credits used.....\$147,197.94

ADDITIONAL SERVICES PURCHASED

Technology Services

Technology Services/Products.....	\$4,193.52
Domain Registratation	\$15.17

Instructional Services

Workshops	\$3,155.00
-----------------	------------

Other Services

Background Checks.....	\$60.00
------------------------	---------

Total additional services purchased \$7,423.69

Total billed fiscal year 2010-11 \$154,621.63

CORE SERVICES

- Provided to all districts through the Local Service Plan -

Special Education Administration | School Improvement | Professional Development
 ELL | Tech. Administration Support | eSIS | Help Desk and Site Support | ISDS/Application Support
 Multimedia | Videoconferencing | Courier | Truancy Enforcement (Core to districts under 1,000 ADM)
 Service Center Administration | Superintendent Activities | FlashAlert Emergency Closure Network
 Home School Registration | County Allocations

RAINIER SCHOOL DISTRICT

Michael Carter, Superintendent

28168 Old Rainier Rd. • Rainier, OR 97048
Phone: 503-556-3777 • Fax: 503-556-3778



www.rainier.k12.or.us

Participation in NWRES Programs & Services

SPECIAL STUDENT SERVICES

- **Early Intervention/Early Childhood Special Education (EI/ECSE)**
Children served: 20 Evaluations completed: 10
- **Related Services**
A total of 17 students were served in these areas:
Autism: 16 Hearing & Audiology: 1
Orthopedics: 0 Vision: 0
- **Autism Spectrum Disorder Training**—6 hours/1 participant

SCHOOLS DEPARTMENT

- **ORVED (Oregon Virtual Education)**—12 students registered for 6 credits
- **Home Schooling**—66 students registered

INSTRUCTION AND SCHOOL IMPROVEMENT SERVICES

- **School Improvement Services**—328 staff members from the Rainier School District participated in 44 NWRES school improvement services. Services represent on-site delivery in the areas of assessment, improvement planning facilitation, data analysis training, literacy, math, PBS, priority standards, effective instructional strategies, administrative support and trainings, consulting with district staff, and coaching activities in classrooms, as well as with administrators.
- **Title VII Indian Education Program:** 13 American Indian and/or Alaska Native students served (as identified by Federal guidelines).

TECHNOLOGY SERVICES

- **eSIS Support Contacts**—53
- **Multimedia Services**
 - Multimedia Bookings: 8
 - Streamings (Discovery and Learn360): 3,776

OTHER SERVICES

- **Printing Services**—73, 150 impressions were completed for 34 projects
- **Truancy Enforcement**—21 contacts

SERVICE CREDIT UTILIZATION

Special Student Services

Speech Language Pathologist.....	\$91,797.00
Deaf/Hard of Hearing Staffing	\$41,899.00
Certified Occupational Therapist Assistant	\$10,798.20
Early Intervention/Early Childhood Evaluations	\$8,696.00
Occupational Therapist.....	\$6,767.68
Physical Therapists	\$3,584.00

Technology Services

District Level Support	\$9,000.00
Infinite Visions: Fiscal Management System	\$8,065.00
Testing and Assessment Scoring	\$1,504.97
Server Hosting.....	\$1,000.00

Other Services

Printing & Graphics.....	\$5,397.97
Truancy Enforcement	\$2,035.00

Total credits used..... \$190,544.82

CONTRACTED SERVICES

Special Student Services

Speech Language Pathologist Assistant	\$49,121.62
---	-------------

Total contracted services \$49,121.62

ADDITIONAL SERVICES PURCHASED

Special Student Services

Deaf/Hard of Hearing Staffing	\$153.00
-------------------------------------	----------

Instructional Services

Workshops	\$575.00
-----------------	----------

Technology Services

Destiny: Library/Textbook Management System.....	\$4,377.80
SmartFindExpress: Substitute Management System.....	\$3,201.78
Technology Support.....	\$1,823.07
Infinite Visions: Fiscal Management System	\$89.06

Other Services

ORVED (Oregon Virtual Education).....	\$3,300.00
Sub Hiring	\$1,240.00
Public School Works	\$758.50
OSBA Meeting	\$625.00

Total additional services purchased \$16,143.21

Total billed fiscal year 2010-11 \$255,809.65

CORE SERVICES

- Provided to all districts through the Local Service Plan -

Special Education Administration | School Improvement | Professional Development
 ELL | Tech. Administration Support | eSIS | Help Desk and Site Support | ISDS/Application Support
 Multimedia | Videoconferencing | Courier | Truancy Enforcement (Core to districts under 1,000 ADM)
 Service Center Administration | Superintendent Activities | FlashAlert Emergency Closure Network
 Home School Registration | County Allocations

SCAPPOOSE SCHOOL DISTRICT

Paul Peterson, Superintendent

33589 SE High School Way • Scappoose, OR 97056
Phone: 503-543-6374 • Fax 503-543-7011



www.scappoose.k12.or.us

Participation in NWRES Programs & Services

SPECIAL STUDENT SERVICES

- **Early Intervention/Early Childhood Special Education (EI/ECSE)**
Children served: 53 Evaluations completed: 31
- **Related Services**
A total of 40 students were served in these areas:
Autism: 30 Hearing & Audiology: 5
Orthopedics: 2 Vision: 3
- **Autism Spectrum Disorder Training**—91 hours/32 participants

SCHOOLS DEPARTMENT

- **Behavioral Programs Enrollment**
 - Levi Anderson Learning Center: 1
 - Lifeworks NW Day Treatment Program: 1
 - REACH Program: 1
- **Home Schooling**—86 students registered

INSTRUCTION AND SCHOOL IMPROVEMENT SERVICES

- **School Improvement Services**—423 staff members from the Scappoose School District participated in 31 NWRES school improvement services. Services represent on-site delivery in the areas of assessment, improvement planning facilitation, data analysis training, literacy, math, PBS, priority standards, effective instructional strategies, administrative support and trainings, consulting with district staff, and coaching activities in classrooms, as well as with administrators.
- **Title VII Indian Education Program**—20 American Indian and/or Alaska Native students served (as identified by Federal guidelines)

TECHNOLOGY SERVICES

- **Multimedia Services**
 - Multimedia Bookings: 59
 - Streamings (Discovery and Learn360): 2,032

OTHER SERVICES

- **Printing Services**—100,802 impressions were completed for 54 projects
- **Truancy Enforcement**—22 contacts

Scappoose High School • Scappoose Middle School • Grant Watts Elementary
Otto H.H. Petersen Elementary • Sauvie Island Elementary • Warren Elementary

SERVICE CREDIT UTILIZATION

Special Student Services

School Psychologist	\$103,867.00
Speech Language Pathologist.....	\$48,994.50
Occupational Therapist	\$21,149.00
Certified Occupational Therapist Assistant	\$17,997.00
Deaf/Hard of Hearing Staffing	\$15,712.13
Physical Therapist	\$12,689.40
Early Intervention/Early Childhood Evaluations	\$10,000.00
Assistive Technology Specialist.....	\$703.50

Technology Services

District Level Technology Support.....	\$80,000.00
Infinite Visions: Fiscal Management System	\$12,735.00
SmartFindExpress: Substitute Management System.....	\$6,176.52
Server Hosting.....	\$1,000.00

Other Services

Printing & Graphics.....	\$7,274.90
Truancy Enforcement	\$2,145.00

Total credits used \$340,443.95

CONTRACTED SERVICES

Special Student Services

Levi Anderson Learning Center	\$8,320.00
-------------------------------------	------------

Total contracted services \$8,320.00

ADDITIONAL SERVICES PURCHASED

Special Student Services

REACH Program.....	\$31,092.00
Transportation (EI/ECSE)	\$24,490.89
Early Intervention/Early Childhood Evaluations	\$14,237.42
Deaf/Hard of Hearing Staffing	\$68.00
Equipment Rental	\$2.50

Instructional Services

Indian Education Grant	\$59,966.77
Workshops	\$50.00

Technology Services

District Level Technology Support.....	\$112,503.84
Security Camera	\$14,646.00
Smartboard	\$985.00

Other Services

Printing & Graphics.....	\$2,536.30
Background Checks.....	\$1,578.75
Public School Works	\$1,322.00
OSBA Meeting	\$30.00

Total additional services purchased \$263,509.47

Total billed fiscal year 2010-11 \$612,273.42

CORE SERVICES

- Provided to all districts through the Local Service Plan -

Special Education Administration | School Improvement | Professional Development
 ELL | Tech. Administration Support | eSIS | Help Desk and Site Support | ISDS/Application Support
 Multimedia | Videoconferencing | Courier | Truancy Enforcement (Core to districts under 1,000 ADM)
 Service Center Administration | Superintendent Activities | FlashAlert Emergency Closure Network
 Home School Registration | County Allocations

Scappoose School District

ST. HELENS SCHOOL DISTRICT



Patricia Adams, Superintendent

474 N. 16th Street • St. Helens, OR 97051

Phone: 503-397-3085 • Fax: 503-397-1907

www.sthelens.k12.or.us

Participation in NWRES Programs & Services

SPECIAL STUDENT SERVICES

- **Early Intervention/Early Childhood Special Education (EI/ECSE)**
Children served: 110 Evaluations completed: 50
- **Related Services**
A total of 54 students were served in these areas:
Autism: 41 Hearing & Audiology: 7
Orthopedics: 6 Vision: 0
- **Autism Spectrum Disorder Training**—250 hours/33 participants

SCHOOLS DEPARTMENT

- **Home Schooling**—106 students registered

INSTRUCTION AND SCHOOL IMPROVEMENT SERVICES

- **School Improvement Services**— 154 staff members from the St. Helens School District participated in 9 NWRES school improvement services. Services represent on-site delivery in the areas of assessment, improvement planning facilitation, data analysis training, literacy, math, PBS, priority standards, effective instructional strategies, administrative support and trainings, consulting with district staff, and coaching activities in classrooms, as well as with administrators.
- **Title VII Indian Education Program**—31 American Indian and/or Alaska Native students served (as identified by Federal guidelines).

TECHNOLOGY SERVICES

- **eSIS Support Contacts**—266
- **Multimedia Services**
 - Multimedia Bookings: 79
 - Streamings (Discovery and Learn360): 3,507
- **Testing & Assessment Scoring**—CogAT6 tests scored: 446

OTHER SERVICES

- **Printing Services**—167,716 impressions were completed for 27 projects
- **Truancy Enforcement**—173 contacts

St. Helens High School • St. Helens Middle School • Columbia County Education Campus
Columbia City School • Columbia River Youth Corps • Columbia City Elementary
Lewis & Clark Campus • McBride Elementary • Columbia County Education Campus

SERVICE CREDIT UTILIZATION

Special Student Services

Instructional Assistants	\$251,029.80
School Psychologist	\$207,733.98
Teacher: Developmentally Delayed/Emotionally Disturbed.....	\$84,567.00
Early Intervention/Early Childhood Evaluations	\$36,624.00
Teacher: Autism Spectrum Disorder	\$35,959.98
Occupational Therapist.....	\$33,838.38
Certified Occupational Therapist Assistant	\$28,795.20
Physical Therapist	\$16,919.19

Instructional Services

Mastery in Motion	\$5,816.25
-------------------------	------------

Technology Services

Infinite Visions: Fiscal Management System	\$19,334.92
SmartFindExpress: Substitute Management System.....	\$7,700.70
Testing & Assessment Scoring	\$4,434.09

Other Services

Printing and Graphics	\$11,912.07
Truancy Enforcement	\$18,232.50
Public School Works	\$5,148.00

Total credits used.....	\$768,046.06
--------------------------------	---------------------

ADDITIONAL SERVICES PURCHASED

Special Student Services

Deaf/Hard of Hearing Staffing	\$114.75
Equipment Rental.....	\$67.50

Instructional Services

Workshops	\$2,200.00
-----------------	------------

Technology Services

Infinite Visions: Fiscal Management System	\$118.75
Tech Support.....	\$27.51

Other Services

Truancy Enforcement	\$7,150.00
Substitute Hiring.....	\$3,760.00
Background Checks.....	\$2,054.25
OSBA Meeting	\$30.00

Total additional services purchased	\$15,522.76
--	--------------------

Total billed fiscal year 2010-11	\$783,568.82
---	---------------------

CORE SERVICES

- Provided to all districts through the Local Service Plan -

Special Education Administration | School Improvement | Professional Development
 ELL | Tech. Administration Support | eSIS | Help Desk and Site Support | ISDS/Application Support
 Multimedia | Videoconferencing | Courier | Truancy Enforcement (Core to districts under 1,000 ADM)
 Service Center Administration | Superintendent Activities | FlashAlert Emergency Closure Network
 Home School Registration | County Allocations

VERNONIA SCHOOL DISTRICT

Dr. Ken Cox, Superintendent

475 Bridge Street • Vernonia, OR 97064
Phone: 503-429-5891 • Fax: 503-429-7742

www.vernonia.k12.or.us



Participation in NWRES Programs & Services

SPECIAL STUDENT SERVICES

- **Early Intervention/Early Childhood Special Education (EI/ECSE)**
Children served: 16 Evaluations completed: 52
- **Related Services**
A total of 13 students were served in these areas:
Autism: 12 Hearing & Audiology: 1
Orthopedics: 0 Vision: 0
- **Autism Spectrum Disorder Training**—177 hours/15 participants

SCHOOLS DEPARTMENT

- **Home Schooling**—46 students registered

INSTRUCTION AND SCHOOL IMPROVEMENT SERVICES

- **School Improvement Services**—26 staff members from the Vernonia School District participated in 8 NWRES school improvement services. Services represent on-site delivery in the areas of assessment, improvement planning facilitation, data analysis training, literacy, math, PBS, priority standards, effective instructional strategies, administrative support and trainings, consulting with district staff, and coaching activities in classrooms, as well as with administrators.

TECHNOLOGY SERVICES

- **eSIS Support Contacts**—59
- **Multimedia Services**
 - Multimedia Bookings: 24
 - Video Streaming (Discovery and Learn360): 421
- **Testing & Assessment Scoring**
 - NNAT tests scored: 53
 - CoGAT6 tests scored: 1

OTHER SERVICES

- **Printing Services**— 31,528 impressions were completed for 18 projects
- **Truancy Enforcement**—18 contacts (provided at no cost to districts with ADM under 1,000)

SERVICE CREDIT UTILIZATION

Special Student Services

Speech Language Pathologists	\$58,793.40
School Psychologists	\$41,546.80
Physical Therapist	\$1,691.92
Occupational Therapist.....	\$4,229.80

Total credits used..... \$106,261.92

CONTRACTED SERVICES

Special Student Services

Augmentative Communication/Assistive Technology	\$335.00
---	----------

Technology Services

Testing and Assesement Scoring	\$273.67
Infinite Visions: Fiscal Management System	\$9,875.00
District Level Technology Support.....	28,538.00

Total contracted services \$39,021.67

ADDITIONAL SERVICES PURCHASED

Special Student Services

Early Intervention/Early Childhood Evaluations	\$2,408.00
--	------------

Instructional Services

Workshops	\$1,419.00
-----------------	------------

Technology Services

Destiny: Library/Textbook Management System.....	\$2,490.39
SmartFindExpress: Substitute Management System.....	\$2,056.26
Infinite Visions: Fiscal Management System	\$1,000.00
Tech Support.....	\$368.66
Domain Renewal	\$40.36

Other Services

Printing & Graphics.....	\$3,150.86
Sub Hiring	\$1,090.00
Background Checks.....	\$641.25
Public School Works	\$627.50
OSBA Meeting	\$30.00

Total addiitonal services purchased \$15,322.28

Total billed fiscal year 2010-11 \$160,605.87

CORE SERVICES

- Provided to all districts through the Local Service Plan -

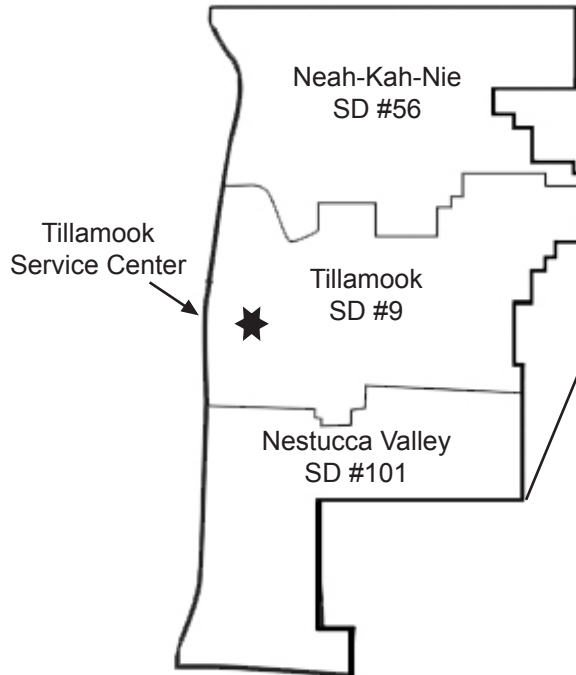
Special Education Administration | School Improvement | Professional Development
 ELL | Tech. Administration Support | eSIS | Help Desk and Site Support | ISDS/Application Support
 Multimedia | Videoconferencing | Courier | Truancy Enforcement (Core to districts under 1,000 ADM)
 Service Center Administration | Superintendent Activities | FlashAlert Emergency Closure Network
 Home School Registration | County Allocations

Northwest Regional ESD Tillamook Service Center

2410 5th Street • Tillamook, OR 97141 • Phone: 503-842-8423 • Fax: 503-842-6272
Helen Armstrong, Service Center Administrator

Serving the School Districts of Tillamook County:

- Neah-Kah-Nie SD #56
- Nestucca Valley SD #101
- Tillamook SD #9



OREGON

NEAH-KAH-NIE SCHOOL DISTRICT

Jay Kosik, Superintendent

504 N. 3rd Avenue • Rockaway Beach, OR 97136

Phone: 503-355-2222 • Fax: 503-355-3434

www.neahkahnie.k12.or.us



Participation in NWRES Programs & Services

SPECIAL STUDENT SERVICES

- **Early Intervention/Early Childhood Special Education (EI/ECSE)**
Children served: 19 Evaluations completed: 17
- **Related Services**
A total of 21 students were served in these areas:
Autism: 17 Hearing & Audiology: 2
Orthopedics: 1 Vision: 1

SCHOOLS DEPARTMENT

- **Home Schooling:** 28 students registered

INSTRUCTION AND SCHOOL IMPROVEMENT SERVICES

- **Professional/Technical Programs**
 - Health Occupations: 25 students enrolled
 - Hospitality, Tourism & Recreation Program (HTR): 1 student enrolled
- **School Improvement Services:** 157 staff members from the Neah-Kah-Nie School District participated in 18 NWRES school improvement services. Services represent on-site delivery in the areas of assessment, improvement planning facilitation, data analysis training, literacy, math, PBS, priority standards, effective instructional strategies, administrative support and trainings, consulting with district staff, and coaching activities in classrooms, as well as with administrators.
- **Title VII Indian Education Program:** 16 American Indian and/or Alaska Native students served (as identified by Federal guidelines)

TECHNOLOGY SERVICES

- **eSIS Support Contacts:** 85
- **Multimedia Services**
Multimedia Bookings: 21
Streamings (Discovery and Learn360): 463
- **Testing & Assessment Scoring:** 52 CogAT6 tests scored

OTHER SERVICES

- **Printing Services:** 76,503 impressions were completed for 50 projects
- **Truancy Enforcement:** 75 contacts (provided at no cost to districts with ADM under 1,000)

SERVICE CREDIT UTILIZATION

Special Student Services

School Psychologist	\$62,320.20
Speech Language Pathologist.....	\$58,793.40
Speech Language Pathologist Assistant	\$42,329.25
Physical Therapist	\$7,425.74
Occupational Therapist.....	\$7,423.20
Preschool Mutiphasic Exams	\$375.00
Augmentative Communication/Assistive Technology	\$67.00
Total credits used.....	\$178,733.79

CONTRACTED SERVICES

Special Student Services

Early Intervention/Early Childhood Evaluations	\$13,415.00
Physical Therapist	\$12,835.00
Occupational Therapist.....	\$9,496.00
Audiologist	\$256.50
Technology Services	
Testing & Assessment Scoring	\$284.96
Total contracted services	\$36,287.46

ADDITIONAL SERVICES PURCHASED

Special Student Services

Augmentative Communication/Assistive Technology	\$3,349.00
Special Ed Professional Development Workshops.....	\$969.00
Technology Services	
District Level Technology Support.....	\$55,910.06
Destiny: Library/Textbook Management System.....	\$3,037.62
Infinite Visions: Fiscal Management System	\$9,490.00
Other Services	
Tillamook Education Consortium	\$15,000.00
Printing & Graphics.....	\$5,980.04
IPASS Dues/Tillamook Education Consortium.....	\$4,000.00
Public School Works	\$511.00
Background Checks.....	\$240.00
Total additional services purchased	\$98,486.72
Total billed fiscal year 2010-11	\$313,507.97

CORE SERVICES

- Provided to all districts through the Local Service Plan -

Special Education Administration | School Improvement | Professional Development| Reeves Project
ELL | Tech. Administration Support | eSIS | Help Desk and Site Support | ISDS/Application Support
Multimedia | Videoconferencing | Courier | Truancy Enforcement (Core to districts under 1,000 ADM)
Service Center Administration | Superintendent Activities | Emergency Closure Network
Home School Registration | County Allocations

NESTUCCA VALLEY SCHOOL DISTRICT

Connie Kennedy, Superintendent

36925 Hwy. 101 S. • Cloverdale, OR 97112

Phone: 503-392-4892 • Fax: 503-392-9061

www.nestucca.k12.or.us



Participation in NWRES Programs & Services

SPECIAL STUDENT SERVICES

- **Early Intervention/Early Childhood Special Education (EI/ECSE)**
Children served: 11 Evaluations completed: 12
- **Related Services**
A total of 16 students were served in these areas:
Autism: 8 Hearing & Audiology: 4
Orthopedics: 2 Vision: 2

SCHOOLS DEPARTMENT

- **Home Schooling:** 28 students registered

INSTRUCTION AND SCHOOL IMPROVEMENT SERVICES

- **Professional/Technical Programs**
 - Health Occupations: 6 students enrolled
 - Hospitality, Tourism & Recreation Program (HTR): 3 students enrolled
- **School Improvement Services:** 680 staff members from the Nestucca Valley School District participated in 42 NWRES school improvement services. Services represent on-site delivery in the areas of assessment, improvement planning facilitation, data analysis training, literacy, math, PBS, priority standards, effective instructional strategies, administrative support and trainings, consulting with district staff, and coaching activities in classrooms, as well as with administrators.

TECHNOLOGY SERVICES

- **eSIS Support Contacts:** 97
- **Multimedia Services**
Streamings (Discovery and Learn360): 1,002
- **Testing & Assessment Scoring:** 243 NNAT tests scored

OTHER SERVICES

- **Printing Services:** 6,130 impressions were completed for 6 projects
- **Truancy Enforcement:** 19 contacts (provided at no cost to districts with ADM under 1,000)

SERVICE CREDIT UTILIZATION

Special Student Services

Speech Language Pathologist.....	\$97,989.00
Occupational Therapist.....	\$14,381.32
Physical Therapist	\$13,168.48
Early Intervention/Early Childhood Evaluations	\$9,065.00
Assistive Technology Specialist	\$1,939.00
School Psychologist	\$1,020.00
Preschool Mutiphasic Exams	\$375.00
Audiometrist	\$168.00

Instructional Services

Special Education Professional Development Specialist	\$16,000.00
---	-------------

Technology Services

Infinite Visions: Fiscal Management System	\$9,490.00
--	------------

Total credits used..... \$163,595.80

ADDITIONAL SERVICES PURCHASED

Instructional Services

Workshops	\$2,525.00
-----------------	------------

Technology Services

District Proxy Charges	\$1,100.00
Domain Purchase	\$40.51

Other Services

Fiscal Services (AP, Payroll, etc.)	\$45,000.00
Tillamook Education Consortium	\$15,000.00
IPASS Dues/Tillamook Education Consortium.....	\$3,000.00
Printing & Graphics.....	\$646.14
Public School Works	\$315.00
Background Checks.....	\$221.25
OSBA Workshop	\$30.00

Total additional services purchased \$67,877.90

Total billed fiscal year 2010-11 \$231,473.70

CORE SERVICES

- Provided to all districts through the Local Service Plan -

Special Education Administration | School Improvement | Professional Development| Reeves Project
 ELL | Tech. Administration Support | eSIS | Help Desk and Site Support | ISDS/Application Support
 Multimedia | Videoconferencing | Courier | Truancy Enforcement (Core to districts under 1,000 ADM)
 Service Center Administration | Superintendent Activities | Emergency Closure Network
 Home School Registration | County Allocations

TILLAMOOK SCHOOL DISTRICT

Randy Schild, Superintendent

6825 Officers' Row • Tillamook, OR 97141
Phone: 503-842-4414 • Fax: 503-842-6854

www.tillamook.k12.or.us



Participation in NWRES Programs & Services

SPECIAL STUDENT SERVICES

- **Early Intervention/Early Childhood Special Education (EI/ECSE)**
Children served: 49 Evaluations completed: 43
- **Related Services**
A total of 42 students were served in these areas:
Autism: 25 Hearing & Audiology: 3
Orthopedics: 8 Vision: 6
- **Autism Spectrum Disorder Training**—60 hours/25 participants

SCHOOLS DEPARTMENT

- **Home Schooling:** 44 students registered

INSTRUCTION AND SCHOOL IMPROVEMENT SERVICES

- **Professional/Technical Programs**
 - Health Occupations: 15 students enrolled
 - Hospitality, Tourism & Recreation Program (HTR): Students enrolled: 24
- **School Improvement Services:** 130 staff members from the Tillamook School District participated in 11 NWRES school improvement services. Services represent on-site delivery in the areas of assessment, improvement planning facilitation, data analysis training, literacy, math, PBS, priority standards, effective instructional strategies, administrative support and trainings, consulting with district staff, and coaching activities in classrooms, as well as with administrators.
- **Title VII Indian Education Program:** 11 American Indian and/or Alaska Native students served (as identified by Federal guidelines).

TECHNOLOGY SERVICES

- **eSIS Support Contacts:** 145
- **Multimedia Services**
Multimedia Bookings: 4
Streamings (Discovery and Learn360): 1,178

OTHER SERVICES

- **Printing Services:** 7,100 impressions were completed for 5 projects

Tillamook High School • Tillamook Options Program • Trask River/TYAC and Camp Tillamook
Tillamook Jr. High • East Elementary • Liberty Elementary • South Prairie Elementary

SERVICE CREDIT UTILIZATION

Special Student Services

School Psychologist	\$166,187.20
Speech Language Pathologist Assistants.....	\$51,975.00
DHH Staffing - ASL Education Interpreter	\$47,696.00
Occupational Therapist.....	\$36,376.28
Early Intervention/Early Childhood Evaluations	\$30,636.00
Physical Therapists	\$30,388.88
Assistive Technology Specialist	\$3,362.06
Preschool Mutiphasic Exams	\$750.00
DHH Staffing - Teacher of the Deaf.....	\$497.25
FM Rentals (Personal frequency modulation systems).....	\$250.00
Audiometrist and Audiologist	\$174.00

Instructional Services

Mastery in Motion.....	\$4,121.75
------------------------	------------

Total credits used..... \$372,414.42

ADDITIONAL SERVICES PURCHASED

Special Student Services

Special Education Professional Development Workshops.....	\$2,832.99
FM Rentals (Personal frequency modulation systems).....	\$300.00

Technology Services

Infinite Visions: Fiscal Management System	\$16,573.12
--	-------------

Other Services

Tillamook Education Consortium	\$15,000.00
Public School Works	\$1,703.50
Background Checks.....	\$1,020.00
Printing & Graphics.....	\$798.00
OSBA Meeting	\$15.00

Total additional services purchased \$38,242.61

Total billed fiscal year 2010-11 \$410,657.03

CORE SERVICES

- Provided to all districts through the Local Service Plan -

Special Education Administration | School Improvement | Professional Development | Reeves Project
ELL | Tech. Administration Support | eSIS | Help Desk and Site Support | ISDS/Application Support
Multimedia | Videoconferencing | Courier | Truancy Enforcement (Core to districts under 1,000 ADM)
Service Center Administration | Superintendent Activities | Emergency Closure Network
Home School Registration | County Allocations

Northwest Regional ESD

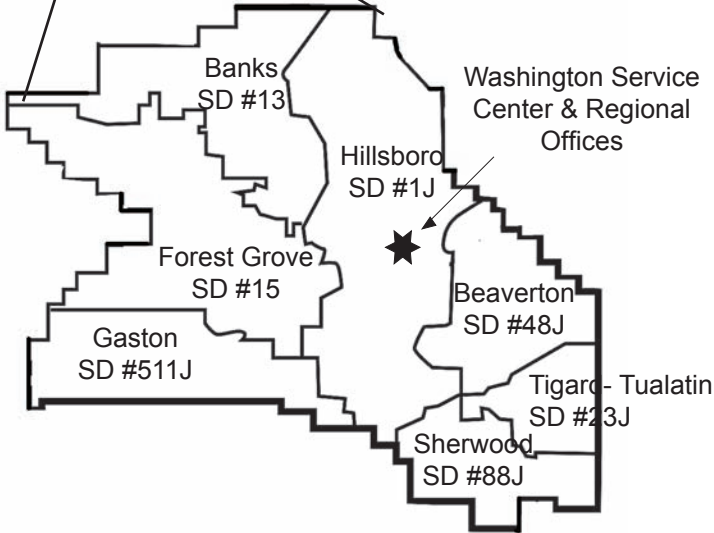
Washington Service Center/Regional Office

5825 NE Ray Circle • Hillsboro, OR 97124 • Phone: 503-614-1428 • Fax: 503-614-1440
James Sager, NWRES Superintendent



Serving the School Districts of Washington County:

- Banks SD #13
- Beaverton SD #48J
- Forest Grove SD #15
- Gaston SD #511J
- Hillsboro SD #1J
- Sherwood SD #88J
- Tigard-Tualatin SD #23J



BANKS SCHOOL DISTRICT**Jim Foster, Superintendent**450 S. Main Street • Banks, OR 97106
Phone: 503-324-8591 • Fax: 503-324-6969www.banks.k12.or.us**Participation in NWRES D Programs & Services****SPECIAL STUDENT SERVICES**

- **Early Intervention/Early Childhood Special Education (EI/ECSE)**
 - Average number of children active in programs each month: 9
 - Average number of referrals in process each month: 1
- **Related Services—A total of 21 students were served in these areas:**

Autism: 17	Hearing & Audiology: 2
Orthopedics: 1	Vision: 1
- **Autism Spectrum Disorder Training—413 hours/121 participants**

SCHOOLS DEPARTMENT

- **Behavioral Programs Enrollment**
 - Cascade Academy: 2
 - Levi Anderson: 2
 - Lifeworks NW Day Treatment Programs: 2
- **Northwest Outdoor Science School—83 students participated**
- **Home Schooling—41 students registered**

INSTRUCTION AND SCHOOL IMPROVEMENT SERVICES

- **School Improvement Services—17 staff members from the Banks School District participated in 5 NWRES D school improvement services. Services represent on-site delivery in the areas of assessment, improvement planning facilitation, data analysis training, literacy, math, PBS, priority standards, effective instructional strategies, administrative support and trainings, consulting with district staff, and coaching activities in classrooms, as well as with administrators.**

TECHNOLOGY SERVICES

- **eSIS Support Contacts—76**
- **Multimedia Services**
 - Multimedia Bookings: 2
 - Streamings (Discovery and Learn360): 1,719
- **Testing & Assessment—CoGAT6 tests scored: 73**

OTHER SERVICES

- **Printing Services— 57,824 impressions were completed for 10 projects**

SERVICE CREDIT UTILIZATION

Special Student Services

School Psychologists.....	\$103,867.00
Speech Language Pathologist.....	\$48,994.50
Levi Anderson Learning Center	\$36,193.00
Registered Nurse	\$17,789.40
Occupational Therapist.....	\$16,919.20
Levi Anderson Learning Center	\$13,936.00
Certified Occupational Therapist.....	\$7,198.80
Assistive Technology Specialist.....	\$854.25

Instructional Services

Mastery in Motion	\$2,126.25
-------------------------	------------

Technology Services

Server Hosting.....	\$1,000.00
District-Level Proxy/Filter	\$550.00
Testing and Assessment Scoring	\$459.65

Total credits used..... \$249,888.05

CONTRACTED SERVICES

Special Student Services

Lifeworks Northwest.....	\$29,536.32
Cascade Academy.....	\$9,735.00
Speech Language Pathologist.....	\$893.75
Assistive Technology Specialist.....	\$619.75

Instructional Services

Outdoor School.....	\$16,268.00
---------------------	-------------

Technology Services

Infinite Visions: Fiscal Management System	\$9,090.00
--	------------

Total contracted services \$66,142.82

ADDITIONAL SERVICES PURCHASED

Special Student Services

Early Intervention/Early Childhood Evaluations	\$13,517.00
Equipment Rental	\$40.00

Instructional Services

Workshops	\$750.00
-----------------	----------

Technology Services

SmartFindExpress: Substitute Management System.....	\$3,521.70
---	------------

Other Services

Substitute Hiring.....	\$500.00
Printing and Graphics.....	\$2,297.10
Public School Works	\$860.00
Background Checks.....	\$78.75

Total additional services purchased \$21,564.55

Total billed fiscal year 2010-11 \$337,595.42

CORE SERVICES

- Provided to all districts through the Local Service Plan -

Special Education Administration | School Improvement | Professional Development | Reeves Project
 ELL | Tech. Administration Support | eSIS | Help Desk and Site Support | ISDS/Application Support
 Multimedia | Videoconferencing | Courier | Truancy Enforcement (Core to districts under 1,000 ADM)
 Service Center Administration | Superintendent Activities | Emergency Closure Network
 Home School Registration | County Allocations

Banks School District

BEAVERTON SCHOOL DISTRICT

Jerome Colonna, Superintendent

16550 SW Merlo Road • Beaverton, OR 97006

Phone: 503-591-8000 • Fax: 503-591-4175

www.beavton.k12.or.us



Participation in NWRES Programs & Services

SPECIAL STUDENT SERVICES

- **Early Intervention/Early Childhood Special Education (EI/ECSE)**
 - Average number of children active in programs each month: 655
 - Average number of referrals in process each month: 77
- **Deaf Hard of Hearing Classroom Enrollment**
Groner Elementary School-2; South Meadows Middle School-2; Hillsboro High School-1
- **Related Services—A total of 104 students were served in these areas:**

Autism: 0	Hearing & Audiology: 69
Orthopedics: 0	Vision: 35
- **Autism Spectrum Disorder Training—1,055 hours/113 participants**

SCHOOLS DEPARTMENT

- **Behavioral Programs Enrollment**
 - Cascade Academy: 32
 - Levi Anderson: 124
 - Pacific Academy: 45
 - REACH: 2
- **Northwest Outdoor Science School—359 students attended**
- **ORVED (Oregon Virtual Education)—151 students registered for 75.5 credits**
- **Home Schooling—916 students registered**

INSTRUCTION AND SCHOOL IMPROVEMENT SERVICES

- **School Improvement Services—69 staff members from the Beaverton School District participated in 5 NWRES school improvement services. Services represent on-site delivery in the areas of assessment, improvement planning facilitation, data analysis training, literacy, math, PBS, priority standards, effective instructional strategies, administrative support and trainings, consulting with district staff, and coaching activities in classrooms, as well as with administrators.**

TECHNOLOGY SERVICES

- **Multimedia Services**
 - Multimedia Bookings: 599
 - Streamings (Discovery and Learn360): 69,297
 - Video Duplications: 324
- **Testing & Assessment—5,913 NNAT tests scored**

OTHER SERVICES

- **Truancy Enforcement—88 contacts**

Elementary Schools: Aloha-Huber Park • Barnes • Beaver Acres • Bethany • Bonny Slope • Cedar Mill • Chehalem Cooper Mt. • Elmonica • Errol Hassel • Findley • Fir Grove • Greenway • Hazeldale • Hiteon • Jacob Wismer Kinnaman • McKay • McKinley • Montclair • Nancy Ryles • Oak Hills • Raleigh Hills • Raleigh Park • Ridgewood Rock Creek • Scholls Heights • Sexton Mt. • Springville • Terra Linda • Vose • West Tualatin View • Wm. Walker

SERVICE CREDIT UTILIZATION

Special Student Services

Pacific Academy	\$1,095,973.20
Cascade Academy.....	\$663,517.20
Levi Anderson Learning Center	\$615,281.10
Early Intervention/Early Childhood Evaluations	\$368,460.00
Lifeworks Day Treatment Programs	\$289,544.00
Deaf/Hard of Hearing Classroom: Hillsboro High School	\$84,729.60
Deaf/Hard of Hearing Classroom: Groner Elementary	\$81,199.20
REACH Program.....	\$65,124.00
Deaf/Hard of Hearing Classroom: South Meadows Middle School	\$60,016.80
Deaf/Hard of Hearing Staffing: ASL Interpreter	\$45,014.00
P.A.C.E. Program	\$30,858.00
Speech Language Pathologist	\$16,308.50
Audiometrist and Audiologist	\$11,505.00

Total credits used..... \$3,427,530.60

CONTRACTED SERVICES

Special Student Services

Deaf/Hard of Hearing Staffing: ASL Interpreter	\$114,852.70
Levi Anderson Learning Center	\$43,888.00
Vision Specialists	\$10,502.00
Psychological Evaluation	\$1,401.20
Instructional Assistant: Pacific Academy	\$144.00

Total contracted services \$170,787.90

ADDITIONAL SERVICES PURCHASED

Special Student Services

Early Intervention/Early Childhood Evaluations	\$240,455.00
Levi Anderson Learning Center	\$14,927.20
FM Rentals (Personal frequency modulation systems).....	\$3,935.00
Deaf/Hard of Hearing Staffing	\$1,902.00
Language Interpreter	\$646.00
Equipment: Missing or Damaged.....	\$571.39
Audiology	\$444.86
Augmentative Communication/Assistive Technology	\$178.00

Instructional Services

Outdoor School.....	\$28,817.00
GED Testing	\$446.00
Workshops	\$75.00

Technology Services

Testing & Assessment Scoring	\$31,320.54
------------------------------------	-------------

Other Services

ORVED (Oregon Virtual Education).....	\$50,000.00
Truancy Services	\$8,965.00
OSBA Meeting	\$15.00

Total additional services purchased \$382,697.99

Total billed fiscal year 2010-11 \$3,981,016.49

Beaverton School District

Middle Schools: Cedar Park • Conestoga • Five Oaks • Highland Park • Meadow Park
Mountain View • Stoller • Whitford

High Schools: Aloha • Arts & Communication Magnet Academy • Beaverton • International School
Merlo Station • Southridge • Sunset • Westview • ESL Bilingual/Migrant Welcome Center

FOREST GROVE SCHOOL DISTRICT

Yvonne Curtis, Superintendent

1728 Main Street • Forest Grove, OR 97116

Phone: 503-3357-6171 • Fax: 503-359-2520

www.fgsd.k12.or.us



Participation in NWRES D Programs & Services

SPECIAL STUDENT SERVICES

- **Early Intervention/Early Childhood Special Education (EI/ECSE)**
 - Average number of children active in programs each month: 103
 - Average number of referrals in process each month: 17
- **Related Services—A total of 139 students were served in these areas:**

Autism: 82	Hearing & Audiology: 19
Orthopedics: 19	Vision: 19
- **Autism Spectrum Disorder Training—30 hours/205 participants**

SCHOOLS DEPARTMENT

- **Behavioral Programs Enrollment**
 - Cascade Academy: 3
 - Levi Anderson: 6
 - Lifeworks NW Day Treatment Programs: 3
 - P.A.C.E.: 48
 - Pacific Academy: 2
- **Northwest Outdoor Science School—74 students participated**
- **Home Schooling—137 students registered**

INSTRUCTION AND SCHOOL IMPROVEMENT SERVICES

- **School Improvement Services—179 staff members from the Forest Grove School District participated in 23 NWRES D school improvement services. Services represent on-site delivery in the areas of assessment, improvement planning facilitation, data analysis training, literacy, math, PBS, priority standards, effective instructional strategies, administrative support and trainings, consulting with district staff, and coaching activities in classrooms, as well as with administrators.**
- **Title VII Indian Education Program—25 American Indian and/or Alaska Native students served (as identified by Federal guidelines).**

TECHNOLOGY SERVICES

- **eSIS Support Contacts—28**
- **Multimedia Services**
 - Multimedia Bookings: 90; Streamings (Discovery and Learn360): 4,882
- **Testing & Assessment—NNAT tests scored: 882**

OTHER SERVICES

- **Truancy Enforcement—583 contacts**

SERVICE CREDIT UTILIZATION

Special Student Services

Educational Assistants (P.A.C.E. Program).....	\$362,814.00
Levi Anderson Learning Center	\$126,051.00
Early Intervention/Early Childhood Evaluations	\$107,711.00
Pacific Academy	\$61,656.00
Deaf/Hard of Hearing Staffing	\$55,664.00
Cascade Academy.....	\$46,257.00
Lifeworks Day Treatment Programs	\$36,193.00
Deaf/Hard of Hearing Classroom: Hillsboro High School	\$24,712.80
Augmentative Communication/Assistive Technology	\$4,561.36
Audiometrist and Audiologist	\$3,288.50
Speech Language Services	\$2,399.80
Vision Specialists	\$1,754.50

Instructional Services

GED Teacher	\$45,587.74
-------------------	-------------

Technology Services

Infinite Visions: Fiscal Management System	\$38,742.50
Destiny: Library/Textbook Management System	\$22,950.54
SmartFindExpress Express: Substitute Management System	\$17,466.75
Testing & Assessment Scoring	\$6,233.64
Server Hosting	\$1,500.00

Other Services

Truancy Services	\$55,000.00
Substitute Hiring.....	\$3,590.00
Public School Works	\$3,407.00
Background Checks.....	\$112.50

Total credits used..... \$1,027,653.63

CONTRACTED SERVICES

Technology Services

Regional Data Warehouse	\$15,285.80
-------------------------------	-------------

Total contracted services \$15,285.80

ADDITIONAL SERVICES PURCHASED

Special Student Services

Augmentative Communication/Assistive Technology	\$969.70
Language Interpreter	\$425.00
Speech Language Services	\$508.95
Deaf/Hard of Hearing Staffing	\$221.00
Equipment Rental	\$156.00

Instructional Services

Workshops	\$3,000.00
-----------------	------------

Technology Services

Technology Support.....	\$1,073.02
-------------------------	------------

Other Services

Truancy Services	\$12,402.00
Background Checks.....	\$247.50

Total additional services purchased \$19,003.17

Total billed fiscal year 2010-11 \$1,061,942.60

Forest Grove School District

Forest Grove High School • Neil Armstrong Middle School
Tom McCall Upper Elementary • Cornelius Elementary • Dilley Elementary
Echo Shaw Elementary • Fern Hill Elementary • Gales Creek Elementary
Harvey Clarke Elementary • Joseph Gale Elementary • Forest Grove Community School

GASTON SCHOOL DISTRICT

David Beasley, Superintendent

300 Park Street • Gaston, OR 97119
Phone: 503-985-0210 • Fax: 503-985-3366

www.gaston.k12.or.us



Participation in NWRES D Programs & Services

SPECIAL STUDENT SERVICES

- **Early Intervention/Early Childhood Special Education (EI/ECSE)**
 - Average number of children active in programs each month: 6
 - Average number of referrals in process each month: 1
- **Related Services—A total of 5 students were served in these areas:**

Autism: 2	Hearing & Audiology: 1
Orthopedics: 1	Vision: 1

SCHOOLS DEPARTMENT

- **Behavioral Programs Enrollment**—Pacific Academy: 1; Cascade Academy: 1
- **Northwest Outdoor Science School**—35 students participated
- **Home Schooling**—35 students registered

INSTRUCTION AND SCHOOL IMPROVEMENT SERVICES

- **School Improvement Services**—328 staff members from the Gaston School District participated in 24 NWRES D school improvement services. Services represent on-site delivery in the areas of assessment, improvement planning facilitation, data analysis training, literacy, math, PBS, priority standards, effective instructional strategies, administrative support and trainings, consulting with district staff, and coaching activities in classrooms, as well as with administrators.

TECHNOLOGY SERVICES

- **eSIS Support Contacts**—71
- **Multimedia Services**
 - Multimedia Bookings: 49
 - Streamings (Discovery and Learn360): 1,346
- **Testing & Assessment**—NNAT tests scored: 95

OTHER SERVICES

- **Truancy Enforcement**—20 contacts (provided at no cost to districts with ADM under 1,000)

SERVICE CREDIT UTILIZATION

Special Student Services

Speech Language Pathologist.....	\$58,793.40
Cascade Academy.....	\$20,886.00
EI/ECSE Evaluations	\$5,178.00
Physical Therapist	\$3,784.48
Registered Nurse	\$3,557.88
Occupational Therapist.....	\$2,672.88
Pacific Academy.....	\$2,124.00
FM Rentals (Personal frequency modulation systems).....	\$1,100.00
Audiometrists and Audiologists	\$531.50
Special Education Professional Development Workshops	\$522.00
Deaf/Hard of Hearing Staffing	\$68.00

Instructional Services

Mastery in Motion	\$733.50
Workshops	\$375.00

Technology Services

Infinite Visions: Fiscal Management System	\$5,585.00
SmartFindExpress Express: Substitute Management System	\$1,599.60
Server Hosting.....	\$1,000.00
Testing and Assessment Scoring	\$571.86
District Level Proxy/Filter Configuration Configuration	\$550.00
Technology Services	\$27.51
Domain Registration.....	\$15.17

Other Services

Substitute Hiring.....	\$1,010.00
Public School Works	\$710.00
OSBA Meeting	\$45.00

Total credits used..... \$111,440.78

CONTRACTED SERVICES

Instructional Services

Outdoor School.....	\$3,948.00
---------------------	------------

Total contracted services \$3,948.00

ADDITIONAL SERVICES PURCHASED

Instructional Services

Workshops	\$150.00
-----------------	----------

Other Services

Background Checks.....	\$18.75
------------------------	---------

Total additional services purchased \$168.75

Total billed fiscal year 2010-11 \$115,557.53

CORE SERVICES

- Provided to all districts through the Local Service Plan -

Special Education Administration | School Improvement | Professional Development| Reeves Project
 ELL | Tech. Administration Support | eSIS | Help Desk and Site Support | ISDS/Application Support
 Multimedia | Videoconferencing | Courier | Truancy Enforcement (Core to districts under 1,000 ADM)
 Service Center Administration | Superintendent Activities | Emergency Closure Network
 Home School Registration | County Allocations

HILLSBORO SCHOOL DISTRICT

Mike Scott, Superintendent

3083 NE 49th Place • Hillsboro, OR 97124
Phone: 503-844-1500 • Fax: 503-844-1540

www.hsd.k12.or.us



Participation in NWRES Programs & Services

SPECIAL STUDENT SERVICES

- **Early Intervention/Early Childhood Special Education (EI/ECSE)**
 - Average number of children active in programs each month: 436
 - Average number of referrals in process each month: 54
- **Deaf Hard of Hearing Classroom Enrollment**
Groner Elementary School: 5; South Meadows Middle School: 3; Hillsboro High School: 5
- **Related Services—A total of 387 students were served in these areas:**

Autism: 283	Hearing & Audiology: 47
Orthopedics: 36	Vision: 21
- **Autism Spectrum Disorder Training—506 hours/43 participants**

SCHOOLS DEPARTMENT

- **Behavioral Programs Enrollment**
- Cascade Academy: 2 • Levi Anderson: 7 • P.A.C.E.: 26 • Pacific Academy: 13 • REACH: 7
- **Fire Science Program** is made available through a joint effort with Hillsboro School District, NWRES, and Washington County Fire District. It serves over 50 students supplying staff and materials.
- **Northwest Outdoor Science School—1,486 students participated**
- **Home Schooling—750 students registered**

INSTRUCTION AND SCHOOL IMPROVEMENT SERVICES

- **School Improvement Services:** 47 staff members from the Hillsboro School District participated in 4 NWRES school improvement services. Services represent on-site delivery in the areas of assessment, improvement planning facilitation, data analysis training, literacy, math, PBS, priority standards, effective instructional strategies, administrative support and trainings, consulting with district staff, and coaching activities in classrooms, as well as with administrators.
- **Title VII Indian Education Program:** 47 American Indian and/or Alaska Native students served (as identified by Federal guidelines).

TECHNOLOGY SERVICES

- **eSIS Support Contacts:** 62
- **Multimedia Services:** Multimedia Bookings: 570 • Streamings: 25,468
- **Testing & Assessment Scoring:** CogAT6—1,553 • NNAT—42

OTHER SERVICES

- **Truancy Enforcement:** 30 contacts

SERVICE CREDIT UTILIZATION

Special Student Services

Cascade Academy.....	\$524,586.00
EI/ECSE Evaluations	\$405,090.00
Lifeworks Day Treatment Programs	\$361,930.00
Occupational Therapists	\$355,303.20
Pacific Academy	\$339,438.00
Educational Assistants (P.A.C.E. Program).....	\$228,130.60
REACH Program.....	\$227,934.00
Levi Anderson Learning Center	\$217,158.00
Augmentative Communication/Assistive Technology	\$203,776.00
Speech Language Pathologists	\$195,978.00
Deaf/Hard of Hearing Classrooms: Groner Elementary	\$183,580.80
Deaf/Hard of Hearing Classroom: Hillsboro High School	\$176,520.00
Deaf/Hard of Hearing Classroom: South Meadows Middle School	\$102,181.60
P.A.C.E. Program	\$92,574.00
Deaf/Hard of Hearing Staffing Services.....	\$87,883.75
School Psychologists	\$84,461.10
Licensed Physical Therapist Assistant.....	\$71,988.00
Certified Occupational Therapist Assistant	\$57,590.40
Physical Therapist	\$42,298.00
Vision Specialist.....	\$11,413.52
Audiometrists and Audiologists	\$9,333.00
Transportation: EI/ECSE.....	\$3,304.00
FM Rentals (Personal frequency modulation systems).....	\$2,800.00
Equipment: Damaged/Lost.....	\$1,576.78
Language Interpreter	\$969.00

Instructional Services

Outdoor School.....	\$71,182.00
Special Education Professional Development Workshops	\$24,900.00

Technology Services

Infinite Visions: Fiscal Management System	\$108,167.50
Testing and Assessment Scoring	\$19,925.00
Destiny: Library/Textbook Management System.....	\$9,722.55

Other Services

Fire Science Program	\$50,000.00
Public School Works	\$11,681.00
Background Checks.....	\$7,593.75

Total credits used..... \$4,290,969.55

ADDITIONAL SERVICES PURCHASED

Special Student Services

Language Interpreter	\$612.00
Deaf/Hard of Hearing Staffing	\$584.50

Instructional Services

Outdoor School.....	\$42,910.00
GED Testing	\$5,795.00
Workshops	\$625.00

Technology Services

Infinite Visions.....	\$920.32
-----------------------	----------

Other Services

Background Checks.....	\$1,747.50
Truancy Services	\$550.00
OSBA Meeting	\$45.00

Total additional services purchased \$53,789.32

Total billed fiscal year 2010-11 \$4,344,758.87

SHERWOOD SCHOOL DISTRICT

Heather Cordie, Superintendent

23295 SW Main St. • Sherwood, OR 97140

Phone: 503-825-5000 • Fax: 503-825-5001

www.sherwood.k12.or.us/



Participation in NWRES D Programs & Services

SPECIAL STUDENT SERVICES

- **Early Intervention/Early Childhood Special Education (EI/ECSE)**
 - Average number of children active in programs each month: 49
 - Average number of referrals in process each month: 5
- **Related Services—A total of 57 students were served in these areas:**

Autism: 45	Hearing & Audiology: 3
Orthopedics: 5	Vision: 4
- **Autism Spectrum Disorder Training—864 hours/340 participants**

SCHOOLS DEPARTMENT

- **Behavioral Programs Enrollment**
Cascade Academy: 2 • Levi Anderson: 3 • P.A.C.E.: 1
- **Northwest Outdoor Science School—324 students participated**
- **Home Schooling—159 students registered**

INSTRUCTION AND SCHOOL IMPROVEMENT SERVICES

- **School Improvement Services—55 staff members from the Sherwood School District participated in 10 NWRES D school improvement services. Services represent on-site delivery in the areas of assessment, improvement planning facilitation, data analysis training, literacy, math, PBS, priority standards, effective instructional strategies, administrative support and trainings, consulting with district staff, and coaching activities in classrooms, as well as with administrators.**

TECHNOLOGY SERVICES

- **eSIS Support Contacts—177**
- **Multimedia Services:**
 - DVD/VHS Bookings—16
 - Streamings (Discovery and Learn360)—4,918
- **Testing & Assessment: CogAT6 tests scored—360**

OTHER SERVICES

- **Printing Services—3,000 impressions were completed for 1 project**
- **Truancy Enforcement—84 contacts**

Sherwood High School • Laurel Ridge Middle School • Sherwood Middle School
Archer Glen Elementary • Edy Ridge Elementary • J. Clyde Hopkins Elementary • Middleton Elementary

SERVICE CREDIT UTILIZATION

Special Student Services

Nursing Services.....	\$250,257.69
Speech Language Pathologists.....	\$155,476.10
Levi Anderson Learning Center.....	\$108,579.00
Lifeworks Day Treatment Program.....	\$84,450.25
Occupational Therapists.....	\$76,262.40
Physical Therapist.....	\$56,959.32
EI/ECSE Evaluations.....	\$39,520.00
Vision Services.....	\$28.00

Instructional Services

Outdoor School.....	\$22,704.00
Mastery in Motion.....	\$8,862.75
Special Education Professional Development Specialist.....	\$4,995.00

Technology Services

Infinite Visions: Fiscal Management Software.....	\$30,108.99
Destiny: Library/Textbook Management System.....	\$17,422.62
SmartFindExpress: Substitute Management System.....	\$10,311.99
Testing and Assessment Scoring.....	\$4,563.20

Other Services

Truancy Services.....	\$8,992.50
-----------------------	------------

Total credits used.....	\$879,493.81
--------------------------------	---------------------

CONTRACTED SERVICES

Special Student Services

Cascade Academy.....	\$30,853.20
P.A.C.E. Program.....	\$18,516.00

Technology Services

Data Warehouse.....	\$22,847.36
---------------------	-------------

Total credits used.....	\$72,216.56
--------------------------------	--------------------

ADDITIONAL SERVICES PURCHASED

Special Student Services

FM Rentals (Personal frequency modulation systems).....	\$400.00
Speech Language Services.....	\$265.20
Deaf/Hard of Hearing Staffing.....	\$102.00

Instructional Services

Outdoor School.....	\$18,522.00
Workshops.....	\$975.00

Other Services

Public School Works: Online Training.....	\$2,834.75
Background Checks.....	\$542.25
Printing & Graphics.....	\$347.50
OSBA Meeting.....	\$45.00

Total additional services purchased.....	\$24,033.70
---	--------------------

Total billed fiscal year 2010-11.....	\$975,744.07
--	---------------------

CORE SERVICES

- Provided to all districts through the Local Service Plan -

Special Education Administration | School Improvement | Professional Development| Reeves Project
 ELL | Tech. Administration Support | eSIS | Help Desk and Site Support | ISDS/Application Support
 Multimedia | Videoconferencing | Courier | Truancy Enforcement (Core to districts under 1,000 ADM)
 Service Center Administration | Superintendent Activities | Emergency Closure Network
 Home School Registration | County Allocations

TIGARD-TUALATIN SCHOOL DISTRICT**Rob Saxton, Superintendent**

6960 SW Sandburg Road • Tigard, OR 97223

Phone: 503-431-4000 • Fax: 503-431-4047

www.ttsd.k12.or.us**Participation in NWRES Programs & Services****SPECIAL STUDENT SERVICES**

- **Early Intervention/Early Childhood Special Education (EI/ECSE)**
 - Average number of children active in programs each month: 215
 - Average number of referrals in process each month: 29

Deaf Hard of Hearing Classroom Enrollment

Groner Elementary-2; Hillsboro High School-1

- **Related Services—A total of 88 students were served in these areas:**

Autism: 60	Hearing & Audiology: 12
Orthopedics: 8	Vision: 8
- **Autism Spectrum Disorder Training—270 hours/31 participants**

SCHOOLS DEPARTMENT

- **Behavioral Programs Enrollment**
Cascade Academy: 2; Levi Anderson: 5; Lifeworks NW Day Treatment Programs: 11;
Pacific Academy: 1
- **Northwest Outdoor Science School—832 students participated**
- **ORVED (Oregon Virtual Education)—70 students registered for 35 credits**
- **Home Schooling—271 students registered**

INSTRUCTION AND SCHOOL IMPROVEMENT SERVICES

- **School Improvement Services—3 staff members from the Tigard-Tualatin School District participated in 2 NWRES school improvement services. Services represent on-site delivery in the areas of assessment, improvement planning facilitation, data analysis training, literacy, math, PBS, priority standards, effective instructional strategies, administrative support and trainings, consulting with district staff, and coaching activities in classrooms, as well as with administrators.**
- **Title VII Indian Education Program—31 American Indian and/or Alaska Native students served (as identified by Federal guidelines).**

TECHNOLOGY SERVICES

- **eSIS Support Contacts—37**
- **Multimedia Services**
Multimedia Bookings: 257
Streamings (Discovery and Learn360): 9,745
- **Testing & Assessment—NNAT tests scored: 1,110**

OTHER SERVICES

- **Truancy Enforcement—254 contacts**

SERVICE CREDIT UTILIZATION

Special Student Services

Speech Language Pathologist	\$352,760.40
School Psychologists	\$207,734.00
EI/ECSE Evaluations	\$162,040.02
Lifeworks Day Treatment Programs	\$144,772.00
Levi Anderson Learning Center	\$144,772.00
Deaf/Hard of Hearing Classroom: Groner Elementary	\$70,608.00
Occupational Therapist	\$67,676.80
Cascade Academy	\$61,716.00
Certified Occupational Therapist Assistant	\$57,590.40
Deaf/Hard of Hearing Classroom: Hillsboro High School	\$35,304.00
Pacific Academy	\$30,858.00
Augmentative Communication/Assistive Technology	\$20,377.60
Audiometrists and Audiologists	\$6,332.14

Instructional Services

Workshop	\$2,500.00
----------------	------------

Technology Services

Infinite Visions: Fiscal Management Software	\$84,916.67
Apple Inc. products	\$68,538.80
SAN Equipment	\$58,088.20
Technology Staffing: Programmer	\$55,460.80
District-Level Technology Support	\$38,529.32
Regional Data Warehouse	\$29,192.00
Testing & Assessment Scoring	\$9,365.73

Other Services

Truancy Services	\$24,750.00
------------------------	-------------

Total credits used..... \$1,733,882.88

CONTRACTED SERVICES

Special Student Services

School Psychologists	\$103,867.00
Parenting Workshop	\$1,054.00
Speech Language Pathologist	\$536.25
EI/ECSE Evaluations	\$445.00

Total credits used..... \$105,902.25

ADDITIONAL SERVICES PURCHASED

Special Student Services

EI/ECSE Evaluations	\$47,894.98
Transportation: EI/ECSE	\$7,358.95
Levi Anderson Learning Center	\$3,952.00
Deaf/Hard of Hearing Staffing	\$2,635.75
Speech Language Services	\$1,543.75
Equipment	\$930.00
Nursing Services	\$618.00
FM Rentals (Personal frequency modulation systems)	\$500.00
Language Interpreter	\$153.00

Instructional Services

Outdoor School	\$64,647.00
Workshops	\$2,625.00

Technology Services

Infinite Visions: Fiscal Management Software	\$2,375.00
--	------------

Other Services

ORVED (Oregon Virtual Education)	\$19,500.00
Cascade Education Corps	\$10,000.00
Truancy Services	\$2,475.00
Background Checks	\$622.50
OSBA Meetings	\$30.00

Total additional services purchased \$167,860.93

Total billed fiscal year 2010-11 \$2,007,646.06



Northwest Regional
Education Service District



Distributed by the Communications Department
503-614-1252 • Toll-free in Oregon 1-888-990-7500