

Ector County Independent School District

Annual Performance Report



Annette Macias

Director of Accountability, Assessment, and School Improvement

Annual Report Components



Included in the report:

- Texas Academic Performance Report (TAPR) statistics, which include student performance and student/staff profiles, along with campus comparable improvement reports.
- PEIMS Financial Standard Reports
- District Accreditation Status
- Report on Violent or Criminal Incidents
- Student Performance in Postsecondary Institutions

TAPR Report



- Required by Texas Education Code Chapter 39
- Reports produced at the state, education service center, region, district, and school levels
- Data disaggregated by
 - Ethnicity
 - Economically Disadvantaged
 - English Learner
 - Special Education

TAPR Report



Cover Page

2016 Accountability Ratings
2016 Special Education Determination Status

District Profile

District Performance

Note: The data reported within this Annual Performance Report does not contain new information. This annual report is the “final” report for the 2015-2106 school year. TEA does not release the Texas Academic Performance Report (TAPR) until December in order to finalize all Accountability Ratings.

Cover Page



2015-16 Texas Academic Performance Report

District Name: ECTOR COUNTY ISD

District Number: 068901

2016 Accountability Rating: **Met Standard**

2016 Special Education Determination Status:

Needs Substantial Intervention

Changes to the Texas Academic Performance Report



- STAAR Grades 3-8 Mathematics, STAAR A, STAAR Alternate (results included in the report)
- Absence of 2105 STAAR Data (due to exclusion of STAAR A, STAAR Alt 2, grades 3-8 mathematics)
- Student Success Initiative Results (SSI) (results shown based on STAAR, STAAR A, STAAR L at the level II standard. No ELL progress measure students are included.
- Grades 5 & 8 Level II Satisfactory rates are shown for the first 2 administrations.
- Graduation Plan Rate lines have been added for additional graduation plans.
- AP/IB course completion completion rates.
- Texas Success Initiative Assessments are included.
- Completion of two or more advance/dual credit courses in current and/or prior year have been added.
- Completion of twelve or more hours of postsecondary credit.

District Performance Summary

Improved Academic Performance

The academic performance gap between the state and the district has narrowed in the following areas overall:



Level II Satisfactory (Index 1,3)	Postsecondary Readiness (Index 4)	Advanced Standard (Index 3)	Progress (Index 2)
Social Studies 3%	Reading 1%	Mathematics 1%	Met Progress
Science 21%	Mathematics 2%	Science 1%	Mathematics 11%
Writing 4%	Science 3%		Exceeded Progress
	Social Studies 1%		Reading 1%
			Mathematics 9%

District Performance Summary

Post Secondary Readiness



- Increase in Graduation Rate percentages
 - 4yr, 5yr, 6 yr 2013-2015 longitudinal graduation rates
 - Recommended and Distinguished High School Plan rates
- Increase in Advanced Course/Dual Credit completion rates Gr 9-12
 - ELA
 - Math
 - Science
 - Social Studies

District Performance Summary Post Secondary Readiness

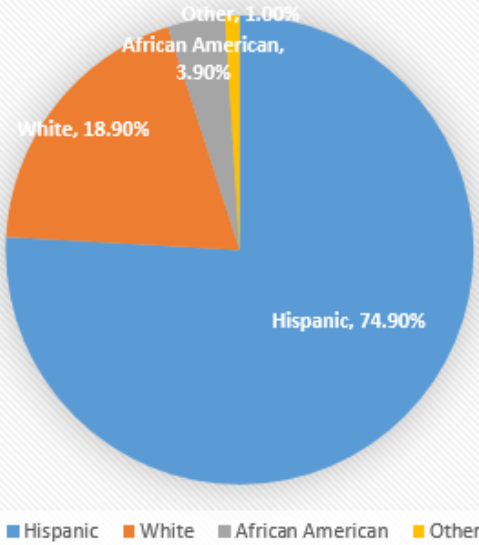


- Increase in AP/IB Participation Percentages in
 - ELAR
 - Math
 - Science
 - Social Studies

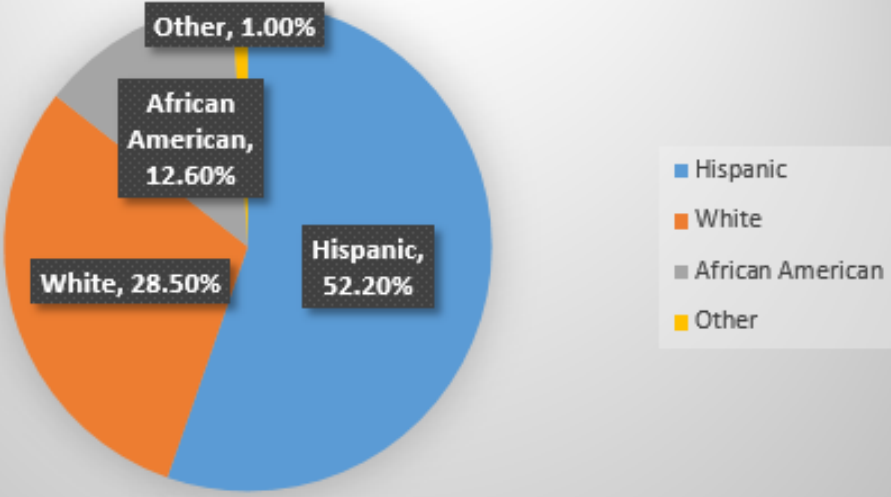
Demographic Enrollment Information



ECISD Enrollment By Ethnicity



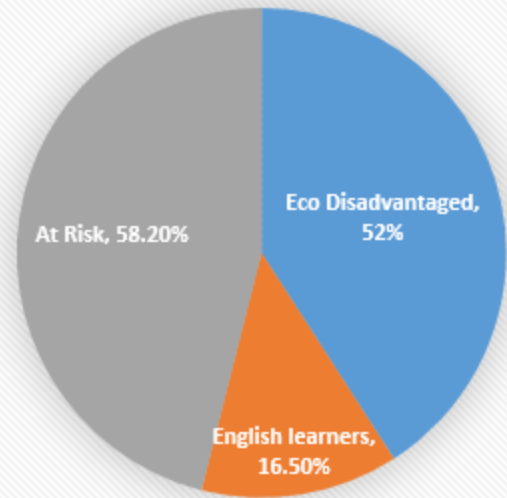
State Enrollment By Ethnicity



Program Enrollment Information

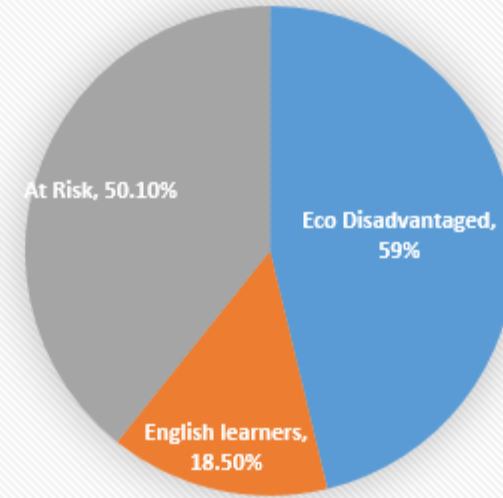


ECISD Enrollment By Program



■ Eco Disadvantaged ■ English learners ■ At Risk

State Enrollment By Program



■ Eco Disadvantaged ■ English learners ■ At Risk

District Accreditation Status

Accredited



2015-2016 Accreditation Statuses

The Texas Education Agency awards an accreditation status to each public school district and charter school. The accreditation status is based on the academic accountability rating and financial ratings from the Financial Integrity Rating System of Texas. A district or charter must be accredited by the state to operate as a public school.

CDN	Name	ESC	2015 FIRST Rating	2015 Accountability Rating	2015-2016 Accreditation Status	Notes
068901	ECTOR COUNTY ISD	18	Pass	Met Standard	ACCREDITED	

Note: Please see the last slide for details on the webpage location for the Financial Data Report

Violent or Criminal Incidents



TEXAS EDUCATION AGENCY
COUNT OF STUDENTS AND INCIDENTS BY DISCIPLINE ACTION REASONS
AND DISCIPLINE ACTION GROUPS
PEIMS 2014-2015 DATA

DISCIPLINE REASON	ISS STUDENTS	ISS ACTIONS	OSS STUDENTS	OSS ACTIONS	DAEP STUDENTS	DAEP ACTIONS	JJAEP STUDENTS	JJAEP ACTIONS	EXPUL STUDENTS	EXPUL ACTIONS
01-PERMANENT REMOVAL BY TEACHER	N/A	N/A	N/A	N/A	0	0	0	0	0	0
02-CONDUCT PUNISHABLE AS A FELONY	0	0	16	22	17	20	0	0	0	0
04-CONTROLLED SUBSTANCE/DRUGS	9	9	313	497	332	399	0	0	25	26
05-ALCOHOL VIOLATION	N/A	N/A	36	60	36	37	0	0	N/A	N/A
06-ABUSE OF A VOLATILE CHEMICAL	0	0	N/A	N/A	N/A	N/A	0	0	0	0
07-PUBLIC LEWDNESS/INDCT EXPOSURE	0	0	N/A	6	N/A	N/A	0	0	0	0
08-RETALIATION AGAINST DIST EMPL	0	0	N/A	N/A	N/A	N/A	0	0	0	0
09-TITLE 5 FELONY - OFF CAMPUS	0	0	0	0	N/A	N/A	0	0	0	0
10-NON-TITLE 5 FELONY-OFF CAMPUS	0	0	0	0	N/A	N/A	0	0	0	0
11-FIREARM VIOLATION	0	0	N/A	N/A	N/A	N/A	0	0	N/A	N/A
12-ILLEGAL KNIFE	0	0	N/A	N/A	0	0	0	0	0	0
14-PROHIBITED WEAPON	0	0	5	7	N/A	N/A	0	0	N/A	N/A
16-ARSON	0	0	N/A	N/A	N/A	N/A	0	0	0	0
21-VIOLATED LOCAL CODE OF CONDUCT	2,695	6,265	1,546	3,291	112	119	0	0	0	0
22-CRIMINAL MISCHIEF	N/A	N/A	10	12	N/A	N/A	0	0	0	0
26-TERRORISTIC THREAT	N/A	N/A	16	18	16	16	0	0	N/A	N/A
27-ASSAULT-DISTRICT EMPLOYEE	0	0	18	24	22	23	0	0	0	0
28-ASSAULT-NONDISTRICT EMPLOYEE	N/A	N/A	24	29	27	28	0	0	0	0
30-AGG ASSAULT-NONDIST EMPLOYEE	0	0	N/A	N/A	N/A	N/A	0	0	N/A	N/A
32-SEXUAL ASSAULT-NONDIST EMPLOYE	0	0	0	0	0	0	0	0	N/A	N/A
33-TOBACCO	6	6	9	12	N/A	N/A	0	0	0	0
35-FALSE ALARM/FALSE REPORT	N/A	N/A	7	11	8	8	0	0	0	0
36-FELONY CONTROLLED SUBS VIOLAT	0	0	N/A	5	N/A	N/A	0	0	N/A	N/A
41-FIGHTING/MUTUAL COMBAT	226	250	635	966	N/A	N/A	0	0	0	0
50-NON-ILLEGAL KNIFE	12	15	24	28	N/A	N/A	0	0	0	0

Student Performance in Postsecondary Institutions Texas Higher Education Coordinating Board Report



Texas High School Graduates from FY2014 Enrolled in Texas Public or Independent Higher Education in FY 2015

County	District	Total Graduates	GPA for 1st Year in Public Higher Education in Texas					Unk
			<2.0	2.0-2.49	2.5-2.99	3.0-3.49	>3.5	
ECTOR								
ECTOR COUNTY ISD								
	068901011 NEW TECH ODESSA							
	Four-Year Public University	13	3	3	2	2	3	0
	Two-Year Public Colleges	35	16	4	3	6	6	0
	Independent Colleges & Universities	1						
	Not Trackable	5						
	Not Found	16						
	Total High School Graduates	70						
	068901002 ODESSA H S							
	Four-Year Public University	101	22	14	26	22	15	2
	Two-Year Public Colleges	219	85	34	29	32	23	16
	Independent Colleges & Universities	5						
	Not Trackable	20						
	Not Found	245						
	Total High School Graduates	590						
	068901003 PERMIAN H S							
	Four-Year Public University	141	33	20	23	34	28	3
	Two-Year Public Colleges	171	63	29	19	33	23	4
	Independent Colleges & Universities	15						
	Not Trackable	15						
	Not Found	232						
	Total High School Graduates	574						

Source: Texas Higher Education Coordinating Board and Texas Education Agency
 "Not found" graduates have standard ID numbers that were not found in the specified year at Texas higher education institutions.
 "Not trackable" graduates have non-standard ID numbers that will not find a match at Texas higher education institutions.
 Includes high schools with more than 25 graduates. If enrollment in public higher education less than 5, the GPA data is omitted.

Resources and Availability of Annual Report



- Texas Education Agency
 - TAPR Glossary available on the district website.
 - Link to TEA TAPR website found on district website.

- ECISD
 - The District's Annual Report is available on the district's accountability website.
 - Campus TAPR reports are available on campus websites.
 - Paper copies of the district's annual report are available at central office in the accountability office.
 - Paper copies of campus TAPR reports are in the front office of each campus.

Resources and Availability of Annual Report



- Texas Education Agency Links
- <https://rptsvr1.tea.texas.gov/perfreport/tapr/>
- <http://tea.texas.gov/financialstandardreports/>
- <http://tea.texas.gov/accredstatus/>
- http://tea.texas.gov/Texas_Schools/Safe_and_Healthy_Schools/
- <http://www.txhighereddata.org/Interactive/HSCollLinkFilters/HSGradAcademicPerformance.cfm>
- <https://rptsvr1.tea.texas.gov/perfreport/account/2016/masking.html>

Ector County ISD Annual Performance Report



Academic Year 2015-2016