

VIRTUAL

UPDATE




INDIANAPOLIS SNOWFALL SINCE 2013-14 SEASON

DOWNLOAD
THE **WTHR**
WEATHER APP



IC 20-30-2-2.7 (added in 2022)

A school may conduct no more than three (3) eLearning (asynchronous) instructional days each school year.



eLearning Day

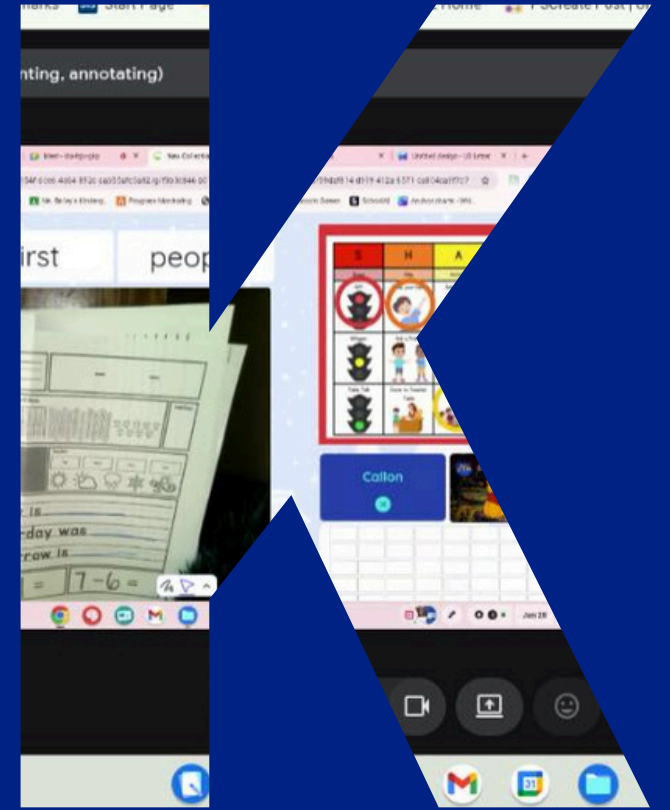
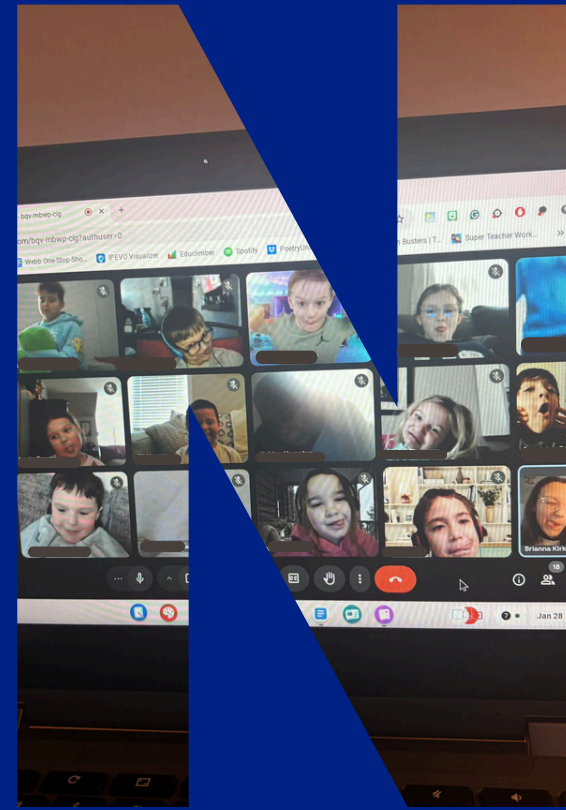
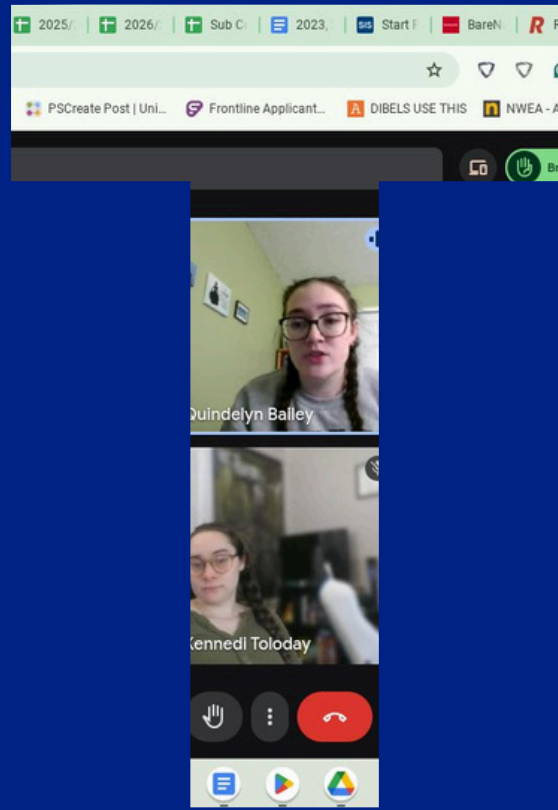
Assignments are posted by 9 am; students complete them on their own time and have 3 school days to submit them.

Virtual Day

Students participate in classes with their teachers for at least 50% of the traditional school day; attendance is taken in real time; and assignments are due the next day.

Snow Day

No school; students will make up this day at the end of the school year or on a scheduled Snow Make-Up Day.



HOME Access

(through their Google C...)

ST be logged
Google Classroom
school-issued
password. The
do that on their own
can be found by

STEP #2: Once in Google Classroom, select the class you need and find the "camera icon" on the left on "Join".

you see this message, was not yet started. Select Reload to page. If this doesn't new attempts, email the classroom ParentSquare.

STEP #4: If prompted click to enable your microphone and webcam. Click on Join now to join the Meet.

REMEMINDER: Access Google Classroom in classroom.google.com from App: Store on Android, Apple

EXAMPLE

Google Sign in with your Google Account
john1234@franklinschools.org
Forgot email?

Not your computer? Use Guest mode to sign in

meet.google.com wants to use your microphone and camera

4

HOME Access

(through the Google Classroom)

logged
Classroom
school-issued
password. The
do that on their own
can be found by

STEP #2: Once in Google Classroom, select the class you need and find the "camera icon" on the left on "Join".

you see this message, was not yet started. Select Reload to page. If this doesn't new attempts, email the classroom ParentSquare.

STEP #4: If prompted click to enable your microphone and webcam. Click on Join now to join the Meet.

REMEMINDER: Access Google Classroom in classroom.google.com from App: Store on Android, Apple

EXAMPLE

Google Sign in with your Google Account
john1234@franklinschools.org
Forgot email?

Not your computer? Use Guest mode to sign in

meet.google.com wants to use your microphone and camera

4

Attendance Rates



FCHS	93.99%
FCMS	96.01%
CBIS	94.50%
Creekside	85%
Needham	91.51%
Northwood	89.60%
Union	98%
Webb	88.30%

WOW!

Franklin Community Schools

Google Meet Navigation and Protocols for Students

ENGAGE, RESPECT, LEARN



Meet Essentials

- Ensure your camera is turned on and focused.
- ONLY when your teacher gives you permission.
- Stay engaged, listen to your teacher, and participate ACTIVELY. You are on the Meet to learn and work together, not to play.
- Chat wisely! Use the chat for questions and comments only. Be respectful of your teacher and your classmates.

Shortcuts

Quick access to the basic tools

- Ctrl + d to mute or unmute your microphone
- Ctrl + e to shut your camera off and turn it back on

everyone in the meeting or hide participant videos


Be ready to participate and chat responsibly



Franklin Community Schools

Jan 27

If you're looking for a fun snow day activity, try making some snow ice cream with Needham Elementary's principal, Mr. Purlee! Let us know if you make your own, and send us a picture of your results!



youtube.com
Snow Ice Cream 2026



Franklin Community Schools

5d

Our virtual day was full of innovation and connection!

In Mr. Bauman's STEM class, students shared their design choices through live polls in Google Meet.

Students explored careers by chatting with virtual engineers during our first-ever space hosted on the new AI platform, SchoolAI.

Mrs. Crockett's Choir students practiced in virtual breakout rooms, where their teacher could pop in to provide real-time feedback.

