

NUECES CNTY HOSPITAL DISTRICT

Quarterly Investment Report

AS OF MARCH 31, 2026

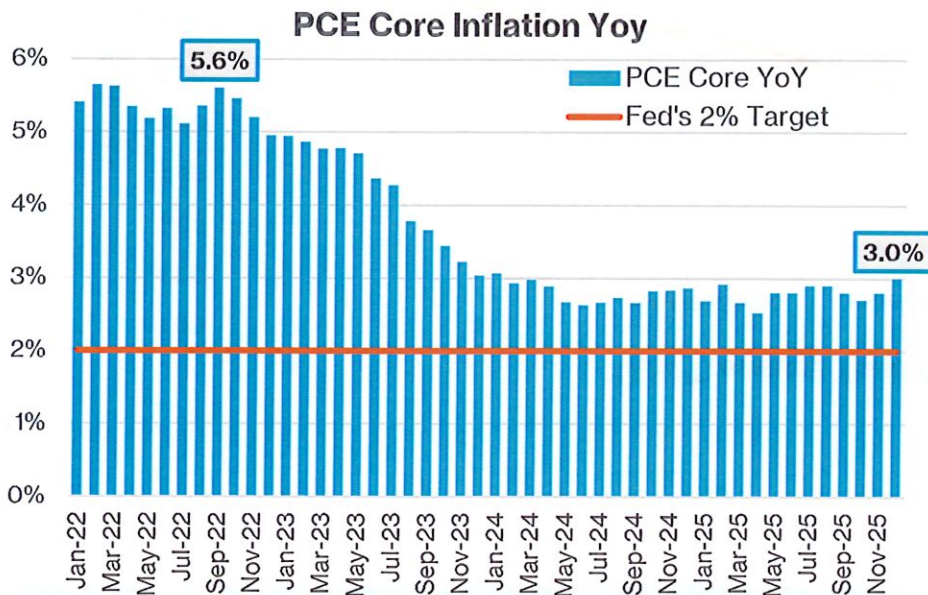
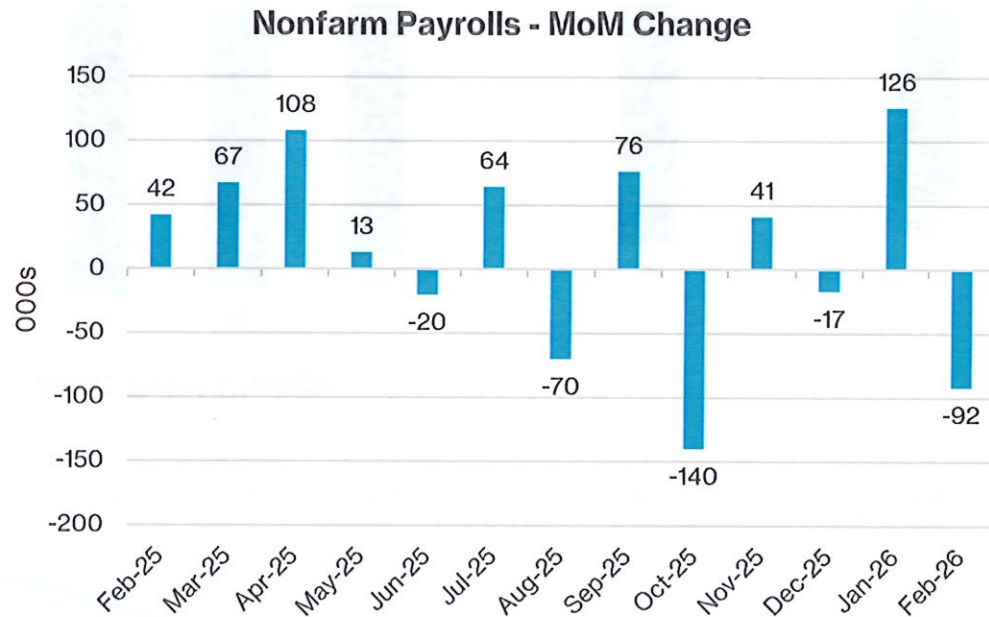


M E E D E R

PUBLIC FUNDS

- Monthly nonfarm payrolls have alternated between negative and positive the past nine months.
- This is the highest string of consecutively contrasting job data on record.
- Many analysts and economists have stated we are experiencing a “no hire, no fire” job market.

SOURCE: BLOOMBERG,



- The Consumer Price Index's YoY rate of change has slowed materially since the COVID year highs.
- The five-year cumulative change is up over 26%, which is well above a rolling 5-year average.
- U.S. consumers say their greatest financial concern right now is affordability, due to the accumulated inflation since the pandemic.

SOURCE: BLOOMBERG, *2026 YOY THROUGH FEB



Compliance Certification

The undersigned acknowledge they have reviewed this quarterly investment report for the period ending March 31, 2026. Officials designated as investment officers by this entity's Investment Policy attest that all investments comply with the Texas Public Funds Investment Act and this entity's Investment Policy.

Jonny Hipp, Administrator & CEO

Belinda Espinoza, Assistant Administrator

Donna Littlefield, Director of Accounting/Finance



Portfolio Statistics

3.77

Weighted Average Yield to Maturity

0.09

Weighted Average Maturity (Years)

0.06

Portfolio Effective Duration (Years)

0.08

Weighted Average Life (Years)

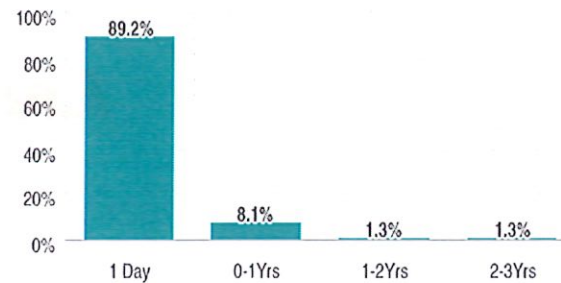
AA+

Average Credit Rating

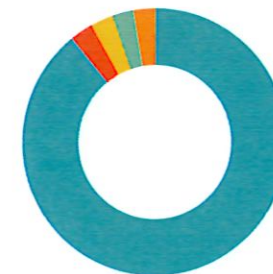
Portfolio Position

Par Value	\$225,895,927
Principal Cost	\$225,499,470
Book Value	\$225,766,257
Market Value	\$225,779,827
Unrealized Gain/Loss	\$13,570
Accrued Interest	\$152,800

Maturity Distribution



Sector Allocation



● LGIP	89.12%
● Municipal Bonds	2.85%
● U.S. Treasuries	2.67%
● Commercial Paper	2.63%
● U.S. Agencies	2.63%
● Bank Deposits	0.10%
● Money Market Funds	0.01%

Quarterly Portfolio Summary By Fund

PORTFOLIO MARKET VALUE BY FUND	12/31/2025	03/31/2026	CHANGE	INTEREST EARNED
GENERAL	96,689,239.03	114,908,637.17	18,219,398.14	933,818.81
INDIGENT CARE	63,657,943.39	64,333,314.85	675,371.46	625,559.02
OPIOID SETTLEMENT FUND	2,968,133.15	2,995,205.01	27,071.86	27,071.86
RESTRICTED CASH	46,889,995.07	43,523,426.60	-3,366,568.47	405,771.77
TOBACCO SETTLEMENT	2,025.18	2,043.67	18.49	18.49
TRUST-EMPLOYEE HEALTH BENEFITS	17,068.50	17,199.66	131.16	151.01
TOTAL	210,224,404.32	225,779,826.96	15,555,422.64	1,992,390.96

Summary by Type

SECURITY TYPE	# OF SECURITIES	PAR VALUE	BOOK VALUE	% OF PORTFOLIO	YIELD	DAYS TO FINAL MATURITY
GENERAL						
Bank Deposits	2	214,367.20	214,367.20	0.09	1.50	1
LGIP	2	108,762,475.57	108,762,475.57	48.14	3.68	1
Commercial Paper	2	6,000,000.00	5,949,170.83	2.63	4.15	78
TOTAL	6	114,976,842.77	114,926,013.60	50.89	3.70	5
INDIGENT CARE						
LGIP	3	45,941,209.29	45,941,209.29	20.33	3.74	1
U.S. Treasuries	2	6,000,000.00	5,995,765.35	2.69	4.16	458
U.S. Agencies	2	6,000,000.00	5,936,055.00	2.64	3.95	550
Municipal Bonds	2	6,440,000.00	6,429,339.01	2.88	5.19	176
TOTAL	9	64,381,209.29	64,302,368.65	28.49	3.95	112
OPIOID SETTLEMENT FUND						
LGIP	1	2,995,205.01	2,995,205.01	1.33	3.68	1
TOTAL	1	2,995,205.01	2,995,205.01	1.33	3.68	1
RESTRICTED CASH						
Bank Deposits	1	5,042.58	5,042.58	0.00	1.50	1
LGIP	1	43,518,384.02	43,518,384.02	19.26	3.68	1
TOTAL	2	43,523,426.60	43,523,426.60	19.28	3.68	1
TOBACCO SETTLEMENT						
LGIP	1	2,043.67	2,043.67	0.00	3.68	1
TOTAL	1	2,043.67	2,043.67	0.00	3.68	1
TRUST-EMPLOYEE HEALTH BENEFITS						
Money Market Funds	1	17,199.66	17,199.66	0.01	3.54	1
TOTAL	1	17,199.66	17,199.66	0.01	3.54	1

Position Statement

CUSIP	DESCRIPTION	TRADE DATE SETTLE DATE	PAR VALUE	PRINCIPAL COST PURCHASED INTEREST	TOTAL COST	YIELD TO MATURITY	MATURITY DATE	DAYS TO MATURITY	MARKET PRICE MARKET VALUE	UNREALIZED GAIN/LOSS BOOK VALUE	% OF MV	MOODY'S S&P RATING
GENERAL												
BANK DEPOSITS												
664027221	Frost Bank Public Fund Checking Account	03/31/2026 03/31/2026	5,286.34	5,286.34 0.00	5,286.34	1.50		1	1.00 5,286.34	0.00 5,286.34	0.00	NA NA
664053079	Frost Bank Public Fund Checking Account	03/31/2026 03/31/2026	209,080.86	209,080.86 0.00	209,080.86	1.50		1	1.00 209,080.86	0.00 209,080.86	0.09	NA NA
BANK DEPOSITS TOTAL			214,367.20	214,367.20 0.00	214,367.20	1.50		1	1.00 214,367.20	0.00 214,367.20	0.09	NA
LGIP												
TEXPOOL	TexPool	03/31/2026 03/31/2026	72,116,178.32	72,116,178.32 0.00	72,116,178.32	3.68		1	1.00 72,116,178.32	0.00 72,116,178.32	31.94	AAA
TXPOOL	TEXPOOL	03/31/2026 03/31/2026	36,646,297.25	36,646,297.25 0.00	36,646,297.25	3.68		1	1.00 36,646,297.25	0.00 36,646,297.25	16.23	NA
LGIP TOTAL			108,762,475.57	108,762,475.57 0.00	108,762,475.57	3.68		1	1.00 108,762,475.57	0.00 108,762,475.57	48.17	AAA
COMMERCIAL PAPER												
06743VES5	BARCLAYS CPITAL 05/26/26	07/24/2025 07/24/2025	3,000,000.00	2,891,625.00 0.00	2,891,625.00	4.41	05/26/2026	56	99.07 2,972,230.50	(8,290.33) 2,980,520.83	1.32	NA A-1
55607LG99	MACQUARIE BNK 07/09/26	12/12/2025 12/12/2025	3,000,000.00	2,933,816.67 0.00	2,933,816.67	3.89	07/09/2026	100	98.65 2,959,563.90	(9,086.10) 2,968,650.00	1.31	P-1 A-1
COMMERCIAL PA- PER TOTAL			6,000,000.00	5,825,441.67 0.00	5,825,441.67	4.15		78	98.86 5,931,794.40	(17,376.43) 5,949,170.83	2.63	A-1
GENERAL TOTAL			114,976,842.77	114,802,284.44 0.00	114,802,284.44	3.70		5	114,908,637.17	(17,376.43) 114,926,013.60	50.89	AA+

INDIGENT CARE

LGIP												
LOGIC	LOGIC	03/31/2026 03/31/2026	26,978,195.54	26,978,195.54 0.00	26,978,195.54	3.80		1	1.00 26,978,195.54	0.00 26,978,195.54	11.95	AAA
TEXSTAR	TexSTAR	03/31/2026 03/31/2026	13,489,493.36	13,489,493.36 0.00	13,489,493.36	3.66		1	1.00 13,489,493.36	0.00 13,489,493.36	5.97	AAA
TEXPOOL	TexPool	03/31/2026 03/31/2026	5,473,520.39	5,473,520.39 0.00	5,473,520.39	3.68		1	1.00 5,473,520.39	0.00 5,473,520.39	2.42	AAA
LGIP TOTAL			45,941,209.29	45,941,209.29 0.00	45,941,209.29	3.74		1	1.00 45,941,209.29	0.00 45,941,209.29	20.35	AAA

U.S. TREASURIES

91282CKA8	US TREASURY 4.125 02/15/27	02/26/2025 02/26/2025	3,000,000.00	3,001,875.00 0.00	3,001,875.00	4.09	02/15/2027	321	100.31 3,009,257.82	8,423.33 3,000,834.49	1.33	Aa1 AA+
-----------	-------------------------------	--------------------------	--------------	----------------------	--------------	------	------------	-----	------------------------	--------------------------	------	------------

Position Statement

CUSIP	DESCRIPTION	TRADE DATE SETTLE DATE	PAR VALUE	PRINCIPAL COST PURCHASED INTEREST	TOTAL COST	YIELD TO MATURITY	MATURITY DATE	DAYS TO MATURITY	MARKET PRICE MARKET VALUE	UNREALIZED GAIN/LOSS BOOK VALUE	% OF MV	MOODY'S S&P RATING
LGIP												
TEXPOOL	TexPool	03/31/2026 03/31/2026	43,518,384.02	43,518,384.02 0.00	43,518,384.02	3.68		1	1.00 43,518,384.02	0.00 43,518,384.02	19.27	AAA
LGIP TOTAL			43,518,384.02	43,518,384.02 0.00	43,518,384.02	3.68		1	1.00 43,518,384.02	0.00 43,518,384.02	19.27	AAA
RESTRICTED CASH TOTAL			43,523,426.60	43,523,426.60 0.00	43,523,426.60	3.68		1	43,523,426.60	0.00 43,523,426.60	19.28	AAA
TOBACCO SETTLEMENT												
LGIP												
TEXPOOL	TexPool	03/31/2026 03/31/2026	2,043.67	2,043.67 0.00	2,043.67	3.68		1	1.00 2,043.67	0.00 2,043.67	0.00	AAA
LGIP TOTAL			2,043.67	2,043.67 0.00	2,043.67	3.68		1	1.00 2,043.67	0.00 2,043.67	0.00	AAA
TOBACCO SETTLEMENT TOTAL			2,043.67	2,043.67 0.00	2,043.67	3.68		1	2,043.67	0.00 2,043.67	0.00	AAA
TRUST-EMPLOYEE HEALTH BENEFITS												
MONEY MARKET FUNDS												
825252406	INVESCO TREA- SURY;INST	03/31/2026 03/31/2026	17,199.66	17,199.66 0.00	17,199.66	3.54		1	1.00 17,199.66	0.00 17,199.66	0.01	Aaa AAA
MONEY MARKET FUNDS TOTAL			17,199.66	17,199.66 0.00	17,199.66	3.54		1	1.00 17,199.66	0.00 17,199.66	0.01	AAA
TRUST-EMPLOYEE HEALTH BENEFITS TOTAL			17,199.66	17,199.66 0.00	17,199.66	3.54		1	17,199.66	0.00 17,199.66	0.01	AAA
GRAND TOTAL			225,895,927.00	225,499,469.70 0.00	225,499,469.70	3.77		35	225,779,826.96	13,569.76 225,766,257.20	100.00	AA+

Accrued Interest Schedule

IDENTIFIER	DESCRIPTION	SETTLE DATE	PAR VALUE	PRINCIPAL COST	BEGINNING ACCRUED INTEREST	PURCHASED INTEREST	CURRENT PERIOD ACCRUAL	INTEREST RECEIVED	ENDING ACCRUED INTEREST
GENERAL									
06743VES5	BARCLAYS CAPITAL 05/26/26	2025-07-24	3,000,000.00	2,891,625.00	0.00	0.00	0.00	0.00	0.00
664053079	Frost Bank Public Fund Checking Account	2026-03-31	209,080.86	209,080.86	0.00	0.00	1,629.75	1,629.75	0.00
664027221	Frost Bank Public Fund Checking Account	2026-03-31	5,286.34	5,286.34	0.00	0.00	40.25	40.25	0.00
55607LG99	MACQUARIE BNK 07/09/26	2025-12-12	3,000,000.00	2,933,816.67	0.00	0.00	0.00	0.00	0.00
TXPOOL	TEXPOOL	2026-03-31	36,646,297.25	36,646,297.25	0.00	0.00	111,682.47	111,682.47	0.00
TEXPOOL	TexPool	2026-03-31	72,116,178.32	72,116,178.32	0.00	0.00	760,091.34	760,091.34	0.00
TOTAL			114,976,842.77	114,802,284.44	0.00	0.00	873,443.81	873,443.81	0.00
INDIGENT CARE									
016249FQ2	ALIEF TEX INDPT SCH DIST 5.200 02/15/27 '25	2023-11-08	2,365,000.00	2,364,858.10	46,459.11	0.00	30,745.00	61,490.00	15,714.11
3133EMKS0	FED FARM CR BNKS 0.530 12/16/26	2025-12-11	3,000,000.00	2,908,650.00	662.50	0.00	3,975.00	0.00	4,637.50
3133ETPN1	FED FARM CR BNKS 4.280 07/10/28 '26	2025-07-24	3,000,000.00	3,000,000.00	60,990.00	0.00	32,100.00	64,200.00	28,890.00
LOGIC	LOGIC	2026-03-31	26,978,195.54	26,978,195.54	0.00	0.00	252,475.12	252,475.12	0.00
592041WJ2	MET GOVT NASHVILLE & DAVIDS 4.053 07/01/26 '26	2023-08-11	4,075,000.00	3,951,975.75	82,579.88	0.00	41,289.94	82,579.88	41,289.94
TEXPOOL	TexPool	2026-03-31	5,473,520.39	5,473,520.39	0.00	0.00	48,887.01	48,887.01	0.00
TEXSTAR	TexSTAR	2026-03-31	13,489,493.36	13,489,493.36	0.00	0.00	121,532.76	121,532.76	0.00
91282CKA8	US TREASURY 4.125 02/15/27	2025-02-26	3,000,000.00	3,001,875.00	46,742.53	0.00	30,515.76	61,875.00	15,383.29
91282CLX7	US TREASURY 4.125 11/15/27	2024-11-27	3,000,000.00	2,990,742.19	16,066.99	0.00	30,766.57	0.00	46,833.56
TOTAL			64,381,209.29	64,159,310.32	253,501.00	0.00	592,287.17	693,039.77	152,748.40
OPIOID SETTLEMENT FUND									
TEXPOOL	TexPool	2026-03-31	2,995,205.01	2,995,205.01	0.00	0.00	27,071.86	27,071.86	0.00
TOTAL			2,995,205.01	2,995,205.01	0.00	0.00	27,071.86	27,071.86	0.00
RESTRICTED CASH									
664043316	Frost Bank Public Fund Checking Account	2026-03-31	5,042.58	5,042.58	0.00	0.00	42.58	42.58	0.00
TEXPOOL	TexPool	2026-03-31	43,518,384.02	43,518,384.02	0.00	0.00	405,729.19	405,729.19	0.00

Earnings by Fund

CUSIP	DESCRIPTION	ENDING PAR VALUE	BEGINNING BOOK VALUE	ENDING BOOK VALUE	FINAL MATURITY	COUPON RATE	YIELD	INTEREST EARNED	NET AMORTIZATION/ ACCRETION INCOME	NET REALIZED GAIN/LOSS	ADJUSTED INTEREST EARNINGS
GENERAL											
06743VES5	BARCLAYS CPITAL 05/26/26	3,000,000.00	2,948,645.83	2,980,520.83	05/26/2026	0.00	4.41	0.00	31,875.00	0.00	31,875.00
55607LG99	MACQUARIE BNK 07/09/26	3,000,000.00	2,940,150.00	2,968,650.00	07/09/2026	0.00	3.89	0.00	28,500.00	0.00	28,500.00
664027221	Frost Bank Public Fund Checking Account	5,286.34	5,246.09	5,286.34	03/31/2026	3.83	1.50	40.25	0.00	0.00	40.25
664053079	Frost Bank Public Fund Checking Account	209,080.86	127,081.51	209,080.86	03/31/2026	3.83	1.50	1,629.75	0.00	0.00	1,629.75
TEXPOOL	TexPool	72,116,178.32	71,318,739.20	72,116,178.32	03/31/2026	5.34	3.68	760,091.34	0.00	0.00	760,091.34
TXPOOL	TEXPOOL	36,646,297.25	19,344,297.23	36,646,297.25	03/31/2026	5.32	3.68	111,682.47	0.00	0.00	111,682.47
TOTAL		114,976,842.77	96,684,159.87	114,926,013.60		5.05	3.70	873,443.81	60,375.00	0.00	933,818.81

INDIGENT CARE											
016249FQ2	ALIEF TEX INDPT SCH DIST 5.200 02/15/27 '25	2,365,000.00	2,364,951.31	2,364,962.00	02/15/2027	5.20	5.20	30,745.00	10.69	0.00	30,755.69
3133EMKS0	FED FARM CR BNKS 0.530 12/16/26	3,000,000.00	2,913,834.73	2,936,055.00	12/16/2026	0.53	3.62	3,975.00	22,220.27	0.00	26,195.27
3133ETPN1	FED FARM CR BNKS 4.280 07/10/28 '26	3,000,000.00	3,000,000.00	3,000,000.00	07/10/2028	4.28	4.28	32,100.00	0.00	0.00	32,100.00
592041WJ2	MET GOVT NASHVILLE & DAVIDS 4.053 07/01/26 '26	4,075,000.00	4,053,870.77	4,064,377.02	07/01/2026	4.05	5.19	41,289.94	10,506.25	0.00	51,796.19
91282CKA8	US TREASURY 4.125 02/15/27	3,000,000.00	3,001,069.19	3,000,834.49	02/15/2027	4.13	4.09	30,515.76	(234.70)	0.00	30,281.06
91282CLX7	US TREASURY 4.125 11/15/27	3,000,000.00	2,994,161.51	2,994,930.86	11/15/2027	4.13	4.24	30,766.57	769.35	0.00	31,535.92
LOGIC	LOGIC	26,978,195.54	26,725,720.42	26,978,195.54	03/31/2026	0.00	3.80	252,475.12	0.00	0.00	252,475.12
TEXPOOL	TexPool	5,473,520.39	5,301,268.38	5,473,520.39	03/31/2026	5.34	3.68	48,887.01	0.00	0.00	48,887.01
TEXSTAR	TexSTAR	13,489,493.36	13,221,180.72	13,489,493.36	03/31/2026	5.30	3.66	121,532.76	0.00	0.00	121,532.76
TOTAL		64,381,209.29	63,576,057.03	64,302,368.65		2.63	3.95	592,287.17	33,271.85	0.00	625,559.02

OPIOID SETTLEMENT FUND											
TEXPOOL	TexPool	2,995,205.01	2,968,133.15	2,995,205.01	03/31/2026	5.34	3.68	27,071.86	0.00	0.00	27,071.86
TOTAL		2,995,205.01	2,968,133.15	2,995,205.01		5.34	3.68	27,071.86	0.00	0.00	27,071.86

RESTRICTED CASH

Projected Cashflows
For the Period April 01, 2026 to September 30, 2026

CUSIP	DESCRIPTION	POST DATE	TRANSACTION TYPE	AMOUNT
GENERAL				
MAY 2026				
06743VES5	BARCLAYS CPITAL 05/26/26	05/26/2026	Final Maturity	3,000,000.00
MAY 2026 TOTAL				3,000,000.00
JUL 2026				
55607LG99	MACQUARIE BNK 07/09/26	07/09/2026	Final Maturity	3,000,000.00
JUL 2026 TOTAL				3,000,000.00
OCT 2026				
53944RK98	LMA 10/09/26	10/09/2026	Final Maturity	3,000,000.00
OCT 2026 TOTAL				3,000,000.00
GENERAL TOTAL				9,000,000.00
INDIGENT CARE				
MAY 2026				
91282CLX7	US TREASURY 4.125 11/15/27	05/15/2026	Coupon	61,875.00
016249FQ2	ALIEF TEX INDPT SCH DIST 5.200 02/15/27 '25	05/18/2026	Coupon	31,769.83
MAY 2026 TOTAL				93,644.83
JUN 2026				
3133EMKS0	FED FARM CR BNKS 0.530 12/16/26	06/16/2026	Coupon	7,950.00
JUN 2026 TOTAL				7,950.00
JUL 2026				
592041WJ2	MET GOVT NASHVILLE & DAVIDS 4.053 07/01/26 '26	07/01/2026	Coupon	27,540.14
592041WJ2	MET GOVT NASHVILLE & DAVIDS 4.053 07/01/26 '26	07/01/2026	Final Maturity	1,359,000.00
3133ETPN1	FED FARM CR BNKS 4.280 07/10/28 '26	07/10/2026	Coupon	64,200.00
JUL 2026 TOTAL				1,450,740.14

Change in Value

IDENTIFIER	ISSUER PAR VALUE	YIELD	TRADE DATE MATURITY DATE	INTEREST ACCRUAL INTEREST RECEIVED	BEGINNING BOOK VALUE BEGINNING MARKET VALUE	PURCHASES/ ADDITIONS	REDEMPTIONS	CHANGE IN BOOK VALUE CHANGE IN MARKET VALUE	ENDING BOOK VALUE ENDING MARKET VALUE
GENERAL									
664053079	Frost Bank Public Fund Checking Account 209,080.86	1.50	03/31/2026	1,629.75 1,629.75	127,081.51 127,081.51	111,546.13	(29,546.78)	81,999.35 81,999.35	209,080.86 209,080.86
664027221	Frost Bank Public Fund Checking Account 5,286.34	1.50	03/31/2026	40.25 40.25	5,246.09 5,246.09	40.25	0.00	40.25 40.25	5,286.34 5,286.34
TXPOOL	TEXPOOL 36,646,297.25	3.68	03/31/2026	111,682.47 111,682.47	19,344,297.23 19,344,297.23	26,431,404.86	(9,129,404.84)	17,302,000.02 17,302,000.02	36,646,297.25 36,646,297.25
TEXPOOL	TexPool 72,116,178.32	3.68	03/31/2026	760,091.34 760,091.34	71,318,739.20 71,318,739.20	19,466,122.92	(18,668,683.80)	797,439.12 797,439.12	72,116,178.32 72,116,178.32
06743VES5	BARCLAYS CPITAL 05/26/26 3,000,000.00	4.41	07/24/2025 05/26/2026	0.00 0.00	2,948,645.83 2,953,725.00	0.00	0.00	31,875.00 18,505.50	2,980,520.83 2,972,230.50
55607LG99	MACQUARIE BNK 07/09/26 3,000,000.00	3.89	12/12/2025 07/09/2026	0.00 0.00	2,940,150.00 2,940,150.00	0.00	0.00	28,500.00 19,413.90	2,968,650.00 2,959,563.90
TOTAL		3.70		873,443.81 873,443.81	96,684,159.87 96,689,239.03	46,009,114.16	(27,827,635.42)	18,241,853.74 18,219,398.14	114,926,013.60 114,908,637.17

INDIGENT CARE									
LOGIC	LOGIC 26,978,195.54	3.80	03/31/2026	252,475.12 252,475.12	26,725,720.42 26,725,720.42	252,475.12	0.00	252,475.12 252,475.12	26,978,195.54 26,978,195.54
TEXSTAR	TexSTAR 13,489,493.36	3.66	03/31/2026	121,532.76 121,532.76	13,221,180.72 13,221,180.72	268,312.64	0.00	268,312.64 268,312.64	13,489,493.36 13,489,493.36
TEXPOOL	TexPool 5,473,520.39	3.68	03/31/2026	48,887.01 48,887.01	5,301,268.38 5,301,268.38	172,252.01	0.00	172,252.01 172,252.01	5,473,520.39 5,473,520.39
592041WJ2	MET GOVT NASHVILLE & DAVIDS 4.053 07/01/26 '26 4,075,000.00	5.19	08/11/2023 07/01/2026	41,289.94 82,579.88	4,053,870.77 4,075,444.18	0.00	0.00	10,506.25 (171.15)	4,064,377.02 4,075,273.03
3133EMKSO	FED FARM CR BNKS 0.530 12/16/26 3,000,000.00	3.62	12/11/2025 12/16/2026	3,975.00 0.00	2,913,834.73 2,912,100.00	0.00	0.00	22,220.27 18,780.00	2,936,055.00 2,930,880.00
016249FQ2	ALIEF TEX INDPT SCH DIST 5.200 02/15/27 '25 2,365,000.00	5.20	11/08/2023 02/15/2027	30,745.00 61,490.00	2,364,951.31 2,367,660.63	0.00	0.00	10.69 (16.56)	2,364,962.00 2,367,644.07
91282CKA8	US TREASURY 4.125 02/15/27 3,000,000.00	4.09	02/26/2025 02/15/2027	30,515.76 61,875.00	3,001,069.19 3,019,453.14	0.00	0.00	(234.70) (10,195.32)	3,000,834.49 3,009,257.82
91282CLX7	US TREASURY 4.125 11/15/27 3,000,000.00	4.24	11/27/2024 11/15/2027	30,766.57 0.00	2,994,161.51 3,034,335.93	0.00	0.00	769.35 (21,445.29)	2,994,930.86 3,012,890.64
3133ETPN1	FED FARM CR BNKS 4.280 07/10/28 '26 3,000,000.00	4.28	07/24/2025 07/10/2028	32,100.00 64,200.00	3,000,000.00 3,000,780.00	0.00	0.00	0.00 (4,620.00)	3,000,000.00 2,996,160.00

Disclosure

Meeder provides monthly statements for its investment management clients to provide information about the investment portfolio. The information should not be used for audit or confirmation purposes. Please review your custodial statements and report any inaccuracies or discrepancies.

Certain information and data has been supplied by unaffiliated third parties. Although Meeder believes the information is reliable, it cannot warrant the accuracy of information offered by third parties. Market value may reflect prices received from pricing vendors when current market quotations are not available. Prices may not reflect firm bids or offers and may differ from the value at which the security can be sold.

Statements may include positions from unmanaged accounts provided for reporting purposes. Unmanaged accounts are managed directly by the client and are not included in the accounts managed by Meeder. This information is provided as a client convenience and Meeder assumes no responsibility for performance of these accounts or the accuracy of the data reported.

Investing involves risk. Past performance is no guarantee of future results. Debt and fixed income securities are subject to credit and interest rate risk. The investment return and principal value of an investment will fluctuate so that an investor's shares, when redeemed, may be worth more or less than their original cost. Current performance may be lower or higher than the performance data quoted.

Meeder Public Funds, Inc. is a registered investment adviser and affiliate of Meeder Investment Management, Inc. Investment advisory services are provided through Meeder Public Funds, Inc. Please contact us if you would like to receive a copy of our current ADV disclosure brochure or privacy policy.

© 2026 Meeder Investment Management

meederpublicfunds.com | 866.633.3371

