

Becker Public Schools World's Best Workforce and Achievement & Integration

November 29, 2021

*Preparing self-directed learners to thrive in a
changing global community*





Context of Data in 2020-2021

Data and COVID

It is important to remember the context of the 2020-2021 school year. The impact of COVID had impacts on data.

- Learning environments
 - cohorts, spacing, masking, distance learning, dual mode learning, quarantines
- Absences
 - individual, classroom, teachers
- Assessment participation rates
 - Becker 91.6% Statewide 76.0%





World's Best Workforce

2020-2021 Report

Goal of WBWF: Support and improve teaching and learning with the ultimate goal of creating the world's best workforce

All students ready for kindergarten

All students in third grade achieve grade level literacy

Close the achievement gap (FRLP, SPED)

All students college and career ready by graduation

All students graduate from high school



All Students Ready for Kindergarten

Goal for 2020 - 2021

80% of students entering Kindergarten in the fall of 2021 will be “low risk” as measured by the FastBridge Early Reading assessment.

Results for 2020 - 2021:

The percent of Kindergarten students scoring in the “low risk” category was 80.0% in the fall of 2021 as measured by the Fastbridge Early Reading assessment.-

Goal was met

*Due to COVID, fall 2020 assessments were given after a Tier 1 Intervention



Becker Students Entering Kindergarten

	Number of Students	Percentage Low Risk	Percentage Some Risk	Percentage High Risk
Fall 2017	193	71.5	21.2	7.3
Fall 2018	208	63.9	27.4	8.7
Fall 2019	226	80.0	18.0	2.0
Fall 2020	209	83.0*	12.0*	4.0*
Fall 2021	200	80.0	19.0	1.0

*Due to COVID, a Tier 1 intervention was administered before students' were assessed.

All Students Ready for Kindergarten

Goal for 2021-2022

80% of students entering Kindergarten in the fall of 2022 will be “low risk” as measured by the FastBridge Early Reading assessment.



All Students in Third Grade Achieving Grade-Level Literacy

Goal for 2020 - 2021

70% of third grade students will score “on track” or “low risk” as measured by the FastBridge CBM Reading assessment in Spring of 2021.

Results for 2020 - 2021:

62.9% of third grades students scored “on track” or “low risk” as measured by the Fastbridge CBM Reading assessment in Spring 2021. - Goal not met



All Students in Third Grade Achieving Grade-Level Literacy

Goal for 2021-2022

70% of third grade students will score “on track” or “low risk” as measured by the FastBridge CBM Reading assessment in Spring of 2022.



Minnesota MCA Assessment: Percentage of Students Who Meet or Exceed

Reading

YR	All Grades		Grade 3		Grade 4		Grade 5		Grade 6		Grade 7		Grade 8		Grade 10	
	Dist	State	Dist	ST	Dist	ST	Dist	ST	Dist	ST	Dist	ST	Dist	ST	Dist	ST
2013	64.9	57.8	55.9	57.4	59.5	54.2	67.7	63.1	71.4	58.8	67.6	53.9	63.9	53.8	68.2	62.2
2014	68.5	59.1	71.7	58.2	52.2	55.2	76.6	66.9	70.0	60.2	71.7	55.8	67.7	55.6	67.0	60.0
2015	65.0	59.5	62.7	58.9	65.1	57.9	62.1	66.7	73.3	63.9	66.5	55.7	61.5	56.2	62.6	57.2
2016	69.1	59.9	73.1	57.5	64.5	58.4	73.0	67.7	75.5	62.3	71.7	56.7	65.3	57.3	61.5	59.1
2017	71.5	60.2	67.3	56.8	72.5	57.0	75.1	67.5	78.9	63.4	66.7	57.6	74.6	58.9	64.5	60.5
2018	69.2	60.4	64.1	56.2	62.9	56.2	77.1	67.4	73.2	64.9	74.7	58.7	67.5	59.1	62.9	59.9
2019	64.9	59.7	57.3	54.9	54.4	55.9	67.8	66.2	77.5	63.2	65.1	58.0	65.6	58.1	66.5	61.1
2020	N/A	N/A	N/A	N/A	N/A	N/A	N/A	N/A	N/A	N/A	N/A	N/A	N/A	N/A	N/A	N/A
2021	56.3	52.5	51.5	48.5	57.2	49.3	57.7	59.4	59.0	55.0	52.6	48.6	56.0	49.7	60.4	58.3

Due to Covid, no summarized assessment data is available for 2020.

Minnesota MCA Assessment: Percentage of Students Who Meet or Exceed

Mathematics

YR	All Grades		Grade 3		Grade 4		Grade 5		Grade 6		Grade 7		Grade 8		Grade 11	
	Dist	State	Dist	ST	Dist	ST	Dist	ST	Dist	ST	Dist	ST	Dist	ST	Dist	ST
2013	70.9	60.2	78.9	71.5	77.6	71.3	65.9	59.1	70.0	55.9	71.4	54.3	77.1	57.3	52.7	51.5
2014	69.6	60.5	83.2	71.9	71.0	70.3	69.6	60.9	66.8	56.1	72.4	55.6	71.6	58.2	54.7	49.8
2015	71.7	60.2	80.4	70.9	73.4	70.0	66.5	59.7	74.5	57.9	70.5	55.0	76.0	58.0	60.6	48.7
2016	73.5	59.5	82.8	69.6	75.6	68.8	63.8	58.8	78.3	56.1	76.3	56.2	75.9	58.2	60.8	47.2
2017	73.6	58.7	76.9	68.1	78.0	66.8	61.8	57.1	76.0	55.5	79.2	54.9	86.2	58.2	55.3	48.4
2018	70.7	57.7	73.8	57.7	69.1	65.5	66.4	55.3	71.0	54.3	76.6	55.0	81.6	57.9	58.6	47.9
2019	66.2	55.5	66.7	66.0	67.2	64.3	56.1	52.4	73.4	50.9	69.1	52.6	77.5	55.7	53.7	45.4
2020	N/A	N/A	N/A	N/A	N/A	N/A	N/A	N/A	N/A	N/A	N/A	N/A	N/A	N/A	N/A	N/A
2021	52.0	44.2	63.1	57.1	58.5	53.8	45.2	41.1	40.0	37.2	57.6	37.4	53.1	39.8	47.7	41.4

Due to Covid, no summarized assessment data is available for 2020.

Minnesota MCA Assessment: Percentage of Students Who Meet or Exceed

Science

YEAR	Becker Gr. 5	State Gr. 5	Becker Gr. 8	State Gr. 8	Becker HS	State HS
2013	65.2	59.9	42.0	44.3	65.9	53.1
2014	73.8	61.4	56.8	45.4	62.9	53.4
2015	62.1	59.3	61.9	45.9	63.1	54.9
2016	68.5	61.6	61.3	47.5	69.3	55.8
2017	64.5	60.0	67.2	46.2	67.3	56.3
2018	70.7	58.7	63.7	45.7	68.5	52.9
2019	61.9	54.9	59.9	43.0	66.8	54.4
2020	N/A	N/A	N/A	N/A	N/A	N/A
2021	45.4	47.9	46.5	33.8	56.6	48.3

Due to Covid, no summarized assessment data is available for 2020.


Close the Achievement Gaps Between Student Groups

Goal for 2020 - 2021

To decrease the achievement gap in reading between all students and students eligible for free and reduced lunches from a baseline of 9.2% in 2019 as measured by the MCA Reading Assessment (while increasing scores for both groups).

Results for 2020-2021:

The achievement gap between all students and students eligible for free and reduced lunches increased from 9.2% in 2019 to 19.3% in 2021 as shown on the MCA Reading Assessment. - Goal not met (along with a decrease in achievement of all students).




Close the Achievement Gaps Between Student Groups

Goal for 2020 - 2021

To decrease the achievement gap in reading between all students and students eligible for Special Education services from a baseline of 27.6% in 2019 as measured by the MCA Reading Assessment (while increasing scores for both groups).

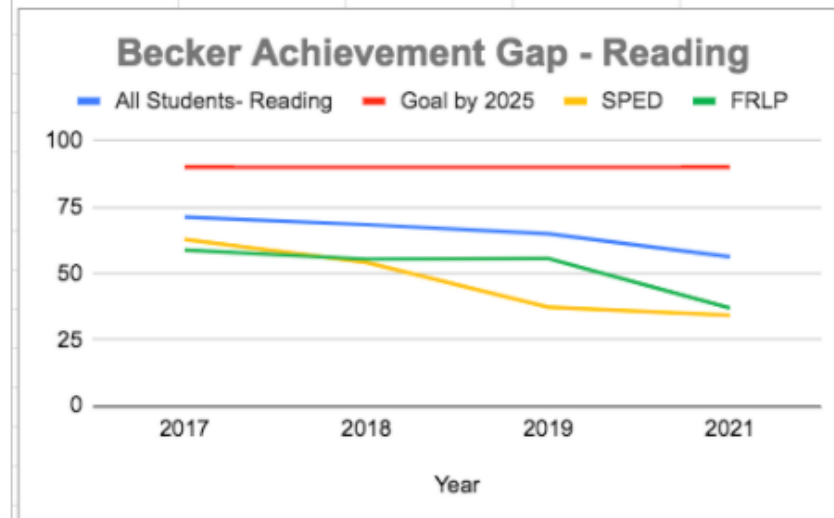
Results for 2020-2021:

The achievement gap in reading between all students and students eligible for Special Education services decreased from a baseline of 27.6% in 2019 to 22.0% in 2021 as measured by the MCA Reading Assessment. - Goal was met (although achievement of all students decreased).



Percentage of Students Proficient on MCA Reading

Percent of Students Proficient on MCA Reading				
Year	All Students-Reading	Goal by 2025	SPED	FRLP
2017	71.2	90	62.9	58.8
2018	68.4	90	54.2	55.4
2019	64.9	90	37.3	55.7
2021	56.3	90	34.3	37.0




Close the Achievement Gaps Between Student Groups

Goals for 2021-2022

To decrease the achievement gap in reading between all students and students eligible for free and reduced lunches from a baseline of 19.3% in 2021 as measured by the MCA Reading Assessment (while increasing scores for both groups).

To decrease the achievement gap in reading between all students and students eligible for Special Education services from a baseline of 19.3% in 2021 as measured by the MCA Reading Assessment (while increasing scores for both groups).



All Students Career and College Ready by Graduation

Goal for 2020 - 2021

95% of students completing 21st Century will complete the survey demonstrating career and college readiness by Spring 2021.

Results for 2020 - 2021:

100% of students completing 21st Century completed the survey demonstrating career and college readiness in 2020-2021. Goal was met.



All Students Career and College Ready by Graduation

Goal for 2021-2022

95% of students in 21st Century will complete the survey demonstrating career and college readiness by Spring 2022.



All Students Graduate

Goal for 2019 - 2020:

The percentage of Becker students graduating from high school in four years will remain at or above 90% in 2020.

Results for 2019 - 2020:

95% of Becker students graduated from high school in four years in 2020.

Graduation data is one year after graduation



All Students Graduate

Goal for 2020-2021

The percentage of Becker students graduating from high school in four years will remain at or above 90% in 2021.




Best Practice Strategies & Action Steps

Multi-Tiered System of Support - MTSS

Guaranteed and viable Tier 1 curriculum & instruction

Research-based reading and social/behavior Tier 2 & 3 interventions

- Alternative Delivery of Specialized Instructional Services (ADSIS) funds
 - Title I funds
 - Achievement & Integration funds
 - General funds
- 

Equitable Access to Effective and Diverse Teachers

Effective Teachers: A teacher who is meeting professional teaching standards as defined by local TDE systems. **100%** of Becker teachers are meeting local indicators to be considered effective teachers.


Experienced Teachers: **88%** of Becker teachers have taught more than three years and are considered experienced teachers.

Out-of-Field Teachers: **97%** of Becker teachers are providing instruction in an area they are licensed.



Equitable Access to Effective and Diverse Teachers

Professional Development:

- Professional Learning Communities
 - Instructional Framework - research based instructional strategies
 - Teacher Induction and Mentoring
 - Curriculum training and development - as needed
 - Digital Learning Mentors
 - Administrative Support - teacher evaluation cycle
- 



Achievement and Integration

2020-2021 Report

Purpose of A & I: Racial and economic integration; increase student achievement; create equitable opportunities; and reduce academic disparities


Districts participate by comparing adjoining districts' percentage of enrolled protected students as determined by MDE. Plans are for three (3) years.

Racially Isolated District: St. Cloud


Adjoining Districts: Annandale, Becker, Foley, Kimball, ROCORI, Holdingford, Sauk
-Rapids Rice



A & I Achievement Goals: 2020-2023

- Reducing disparities in academic achievement among all students and specific categories of students (excluding gender, disability, and English learners)
 - **2020-2023 Goal 1:** Students receiving FRLP will increase MCA III reading scores by 2% each year from 51.8% of students meeting proficiency in 2019 to 57.8% of students meeting proficiency in 2023.
 - Grade 3-5 and Grade 9 Reading Intervention
 - Professional Development in Data Desegregation
 - Fidelity Training and Assessment
 - Professional Development in Reading for Content Areas
 - **2021 Data:** 37.6% of students receiving FRLP met proficiency
- 

A & I Integration Goals: 2020-2023

- Increasing racial and economic integration
 - **2020-2023 Goal 2:** Students with access to teachers trained in cultural competency will increase to 75% in 2023.
 - Professional Training in Cultural Competency
 - **2021 Data:** 91% of teachers were trained in cultural competency
 - **2020-2023 Goal 3:** The number of Becker students involved in cross-district multicultural learning opportunities will increase to 50 students in 2023.
 - Multi-district Art Activity
 - Common Ground Cultural Communication Collaborative
 - **2021 Data:** 9 students participated in cross-district multicultural learning opportunities (virtually)
- 

**YOU CAN'T
IMPROVE WHAT
YOU DON'T
MEASURE.**

Michael Hyatt | <http://www.michaelhyatt.com>

Questions?

Thank you!

Minda Anderson
Assistant Superintendent
manderson2@isd726.org
763-261-6327

