



2021-2022 FALL

Grade K-8

EasyCBM Benchmarks

October 19, 2021

Fall 2021 Universal Assessments Easy CBM

K

- Letter Names
- Letter Sounds
- Phoneme Segmenting
- Proficient Math

1

- Letter Sounds
- Phoneme Segmenting
- Word Reading Fluency
- Proficient Math

2

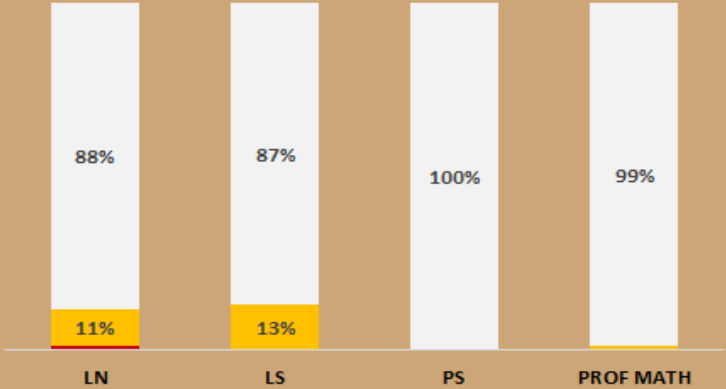
- Passage Reading Fluency
- Vocabulary
- Proficient Reading
- Proficient Math

3-8

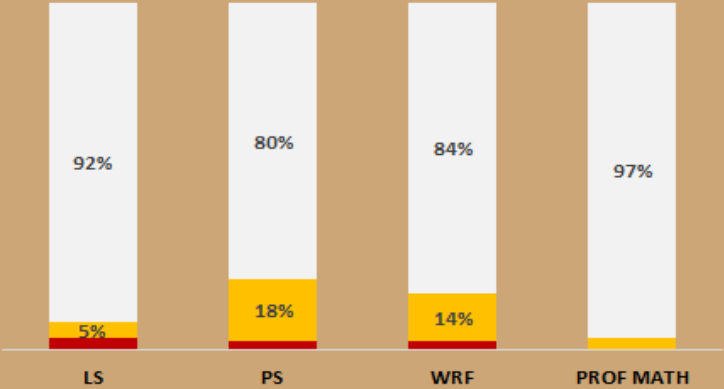
- Passage Reading Fluency
- Vocabulary
- Proficient Reading
- Proficient Math

Grade K-3 easyCBM Benchmark Results - 25th Percentile

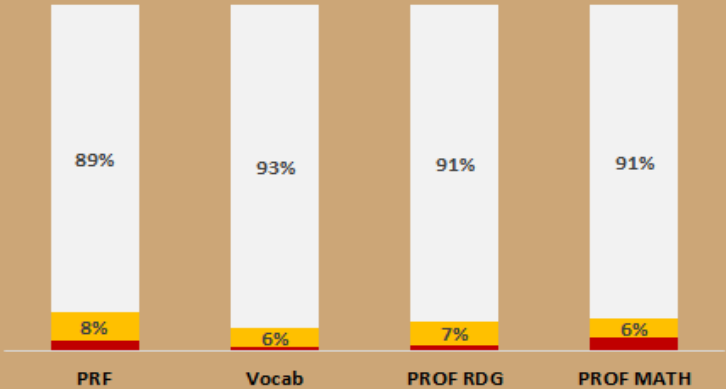
K



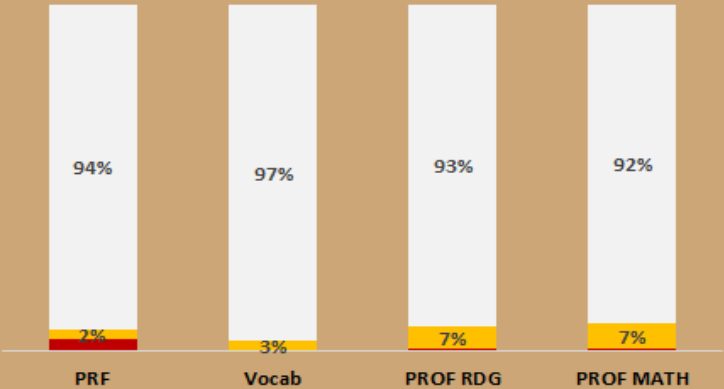
1



2



3



Two Years Grade K Performance Comparison

Missed 60
days of
PreK

2020-2021

	KINDERGARTEN			
	LN	LS	PS	Math CCSS
10th or below	0	0	0	1
11th-25th	9	10	0	5
26th-49th	42	31	23	12
50th-74th	53	54	67	43
75th-89th	17	30	36	38
90th or above	18	14	13	39
Total	139	139	139	138
11th Percentile	100%	100%	100%	99%
26th Percentile	94%	93%	100%	96%
50th Percentile	63%	71%	83%	87%
75th Percentile	25%	32%	35%	56%
90th Percentile	13%	10%	9%	28%

18 students screened for ELL
8 students qualified for services

COVID
year of
PreK

2021-2022

	KINDERGARTEN			
	LN	LS	PS	PROF MATH
10th or below	2	0	0	0
11th-25th	17	21	0	2
26th-49th	48	46	45	11
50th-74th	46	52	79	26
75th-89th	39	33	27	49
90th or above	8	8	9	72
Total	160	160	160	160
11th Percentile	99%	100%	100%	100%
26th Percentile	88%	87%	100%	99%
50th Percentile	58%	58%	72%	92%
75th Percentile	29%	26%	23%	76%
90th Percentile	5%	5%	6%	45%

Two Years Grade 1 Performance Comparison

Missed 60
days of K

2020-2021

	Grade 1			Math CCSS
	Reading LS	PS	WRF	
10th or below	12	11	6	0
11th-25th	29	40	22	10
26th-49th	48	47	46	25
50th-74th	44	49	37	56
75th-89th	15	8	29	26
90th or above	8	1	16	36
Total	156	156	156	153
11th Percentile	92%	93%	96%	100%
26th Percentile	74%	67%	82%	93%
50th Percentile	43%	37%	53%	77%
75th Percentile	15%	6%	29%	41%
90th Percentile	5%	1%	10%	24%

Missed 60
days of
PreK

2021-2022

Jan start
Foundations

	Grade 1			PROF MATH
	Reading LS	PS	WRF	
10th or below	5	4	4	0
11th-25th	7	27	21	5
26th-49th	34	63	39	14
50th-74th	55	40	36	47
75th-89th	32	18	26	27
90th or above	20	1	27	61
Total	153	153	153	154
11th Percentile	97%	97%	97%	100%
26th Percentile	92%	80%	84%	97%
50th Percentile	70%	39%	58%	88%
75th Percentile	34%	12%	35%	57%
90th Percentile	13%	1%	18%	40%

Two Years Grade 2 Performance Comparison

Missed 60
days of
Grade 1

2020-2021

	Grade 2			
	PRF	Reading Vocab	MCRC	Math CCSS
10th or below	4	1	3	1
11th-25th	10	8	11	14
26th-49th	27	11	13	25
50th-74th	42	35	37	31
75th-89th	28	21	24	38
90th or above	31	67	56	34
Total	142	143	144	143
11th Percentile	97%	99%	98%	99%
26th Percentile	90%	94%	90%	90%
50th Percentile	71%	86%	81%	72%
75th Percentile	42%	62%	56%	50%
90th Percentile	22%	47%	39%	24%

Missed
60 days
of K

2021-2022

Full year of
Grade 1
Foundations

	Grade 2			
	PRF	Reading Vocab	PROF RDG	PROF MATH
10th or below	5	2	3	6
11th-25th	13	9	11	9
26th-49th	32	24	20	24
50th-74th	50	37	54	43
75th-89th	29	31	23	45
90th or above	32	57	50	34
Total	161	160	161	161
11th Percentile	97%	99%	98%	96%
26th Percentile	89%	93%	91%	91%
50th Percentile	69%	78%	79%	76%
75th Percentile	38%	55%	45%	49%
90th Percentile	20%	36%	31%	21%

Two Years Grade 3 Performance Comparison

Missed 60
days of
Gr 2

2020-2021

	Grade 3			Math CCSS
	PRF	Reading Vocab	MCRC	
10th or below	7	3	3	10
11th-25th	16	7	16	16
26th-49th	38	37	22	31
50th-74th	50	53	42	40
75th-89th	28	27	33	29
90th or above	19	27	43	31
Total	158	154	159	157
11th Percentile	96%	98%	98%	94%
26th Percentile	85%	94%	88%	83%
50th Percentile	61%	69%	74%	64%
75th Percentile	30%	35%	48%	38%
90th Percentile	12%	18%	27%	20%

Missed 60
days of
Gr 1

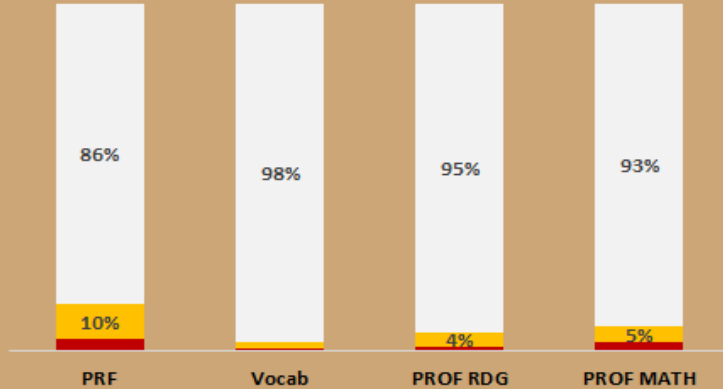
2021-2022

Full Year of
Grade 2
Foundations

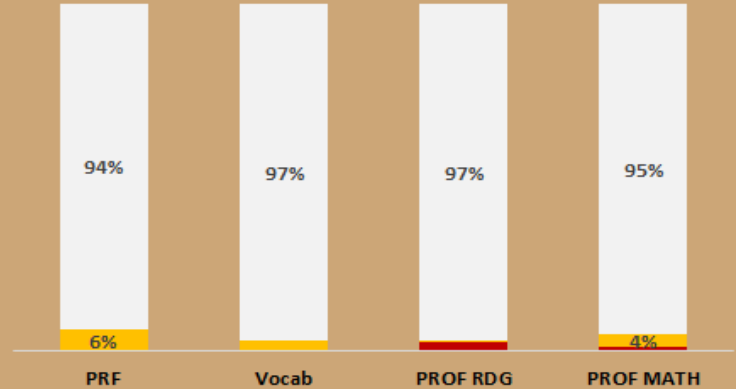
	Grade 3			PROF MATH
	PRF	Reading Vocab	PROF RDG	
10th or below	6	0	1	1
11th-25th	4	5	11	12
26th-49th	26	24	19	29
50th-74th	65	45	38	37
75th-89th	35	34	55	37
90th or above	28	56	40	48
Total	164	164	164	164
11th Percentile	96%	100%	99%	99%
26th Percentile	94%	97%	93%	92%
50th Percentile	78%	82%	81%	74%
75th Percentile	38%	55%	58%	52%
90th Percentile	17%	34%	24%	29%

Grade 4-5 easyCBM Benchmark Results - 25th Percentile

4



5



Two Years Grade 4 Performance Comparison

Missed 60
days of Grade
3

2020-2021

	Grade 4			
	PRF	Reading Vocab	MCRC	Math CCSS
10th or below	4	5	4	3
11th-25th	15	3	7	8
26th-49th	36	26	30	26
50th-74th	57	46	40	49
75th-89th	29	46	37	35
90th or above	16	31	39	36
Total	157	157	157	157
11th Percentile	97%	97%	97%	98%
26th Percentile	88%	95%	93%	93%
50th Percentile	65%	78%	74%	76%
75th Percentile	29%	49%	48%	45%
90th Percentile	10%	20%	25%	23%

Missed 60
days of Grade
2

2021-2022

Grade 2
Foundations last
year, Grade 3
this year

	Grade 4			
	PRF	Reading Vocab	PROF RDG	PROF MATH
10th or below	6	1	2	4
11th-25th	17	3	7	8
26th-49th	25	32	29	19
50th-74th	53	45	34	52
75th-89th	40	47	36	44
90th or above	28	41	61	41
Total	169	169	169	168
11th Percentile	96%	99%	99%	98%
26th Percentile	86%	98%	95%	93%
50th Percentile	72%	79%	78%	82%
75th Percentile	40%	52%	57%	51%
90th Percentile	17%	24%	36%	24%

Two Years Grade 5 Performance Comparison

2020-2021

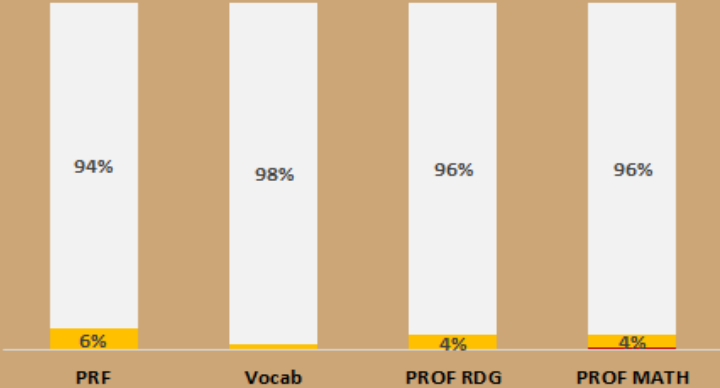
	Grade 5			
	PRF	Reading Vocab	MCRC	Math CCSS
10th or below	5	3	3	2
11th-25th	11	5	10	6
26th-49th	36	10	37	18
50th-74th	62	42	42	44
75th-89th	33	36	40	46
90th or above	14	65	29	44
Total	161	161	161	160
11th Percentile	97%	98%	98%	99%
26th Percentile	90%	95%	92%	95%
50th Percentile	68%	89%	69%	84%
75th Percentile	29%	63%	43%	56%
90th Percentile	9%	40%	18%	28%

2021-2022

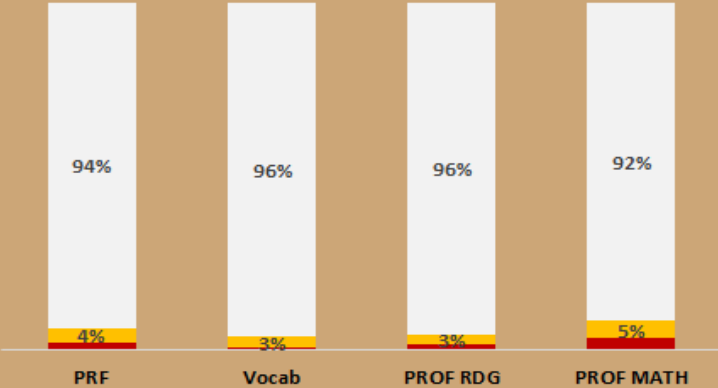
	Grade 5			
	PRF	Reading Vocab	PROF RDG	PROF MATH
10th or below	0	0	4	2
11th-25th	10	5	1	6
26th-49th	40	16	26	19
50th-74th	55	43	51	28
75th-89th	45	32	32	41
90th or above	15	69	51	68
Total	165	165	165	164
11th Percentile	100%	100%	98%	99%
26th Percentile	94%	97%	97%	95%
50th Percentile	70%	87%	81%	84%
75th Percentile	36%	61%	50%	66%
90th Percentile	9%	42%	31%	41%

Grade 6-8 easyCBM Benchmark Results - 25th Percentile


6



7



8



Two Years Grade 6 Performance Comparison

2020-2021

	Grade 6			
	PRF	Reading Vocab	MCRC	Math CCSS
10th or below	0	3	4	6
11th-25th	17	5	8	10
26th-49th	35	23	27	31
50th-74th	53	64	51	44
75th-89th	42	0	31	45
90th or above	24	77	52	38
Total	171	172	173	174
11th Percentile	100%	98%	98%	97%
26th Percentile	90%	95%	93%	91%
50th Percentile	70%	82%	77%	73%
75th Percentile	39%	45%	48%	48%
90th Percentile	14%	45%	30%	22%

2021-2022

	Grade 6			
	PRF	Reading Vocab	PROF RDG	PROF MATH
10th or below	0	0	0	1
11th-25th	10	3	7	6
26th-49th	22	15	21	13
50th-74th	53	53	52	36
75th-89th	56	0	30	47
90th or above	23	93	54	60
Total	164	164	164	163
11th Percentile	100%	100%	100%	99%
26th Percentile	94%	98%	96%	96%
50th Percentile	80%	89%	83%	88%
75th Percentile	48%	57%	51%	66%
90th Percentile	14%	57%	33%	37%

Two Years Grade 7 Performance Comparison

2020-2021

	Grade 7			
	PRF	Reading Vocab	MCRC	Math CCSS
10th or below	3	0	1	4
11th-25th	6	7	7	7
26th-49th	35	28	30	15
50th-74th	74	51	41	46
75th-89th	41	49	49	50
90th or above	23	48	55	61
Total	182	183	183	183
11th Percentile	98%	100%	99%	98%
26th Percentile	95%	96%	96%	94%
50th Percentile	76%	81%	79%	86%
75th Percentile	35%	53%	57%	61%
90th Percentile	13%	26%	30%	33%

2021-2022

	Grade 7			
	PRF	Reading Vocab	PROF RDG	PROF MATH
10th or below	4	1	3	6
11th-25th	7	6	5	9
26th-49th	27	22	29	9
50th-74th	67	56	30	43
75th-89th	35	46	49	47
90th or above	39	48	63	63
Total	179	179	179	177
11th Percentile	98%	99%	98%	97%
26th Percentile	94%	96%	96%	92%
50th Percentile	79%	84%	79%	86%
75th Percentile	41%	53%	63%	62%
90th Percentile	22%	27%	35%	36%

Two Years Grade 8 Performance Comparison

2020-2021

	Grade 8			
	PRF	Reading Vocab	MCRC	Math CCSS
10th or below	1	0	0	4
11th-25th	4	2	4	5
26th-49th	34	9	30	11
50th-74th	66	52	44	49
75th-89th	55	59	64	43
90th or above	26	64	43	75
Total	186	186	185	187
11th Percentile	99%	100%	100%	98%
26th Percentile	97%	99%	98%	95%
50th Percentile	79%	94%	82%	89%
75th Percentile	44%	66%	58%	63%
90th Percentile	14%	34%	23%	40%

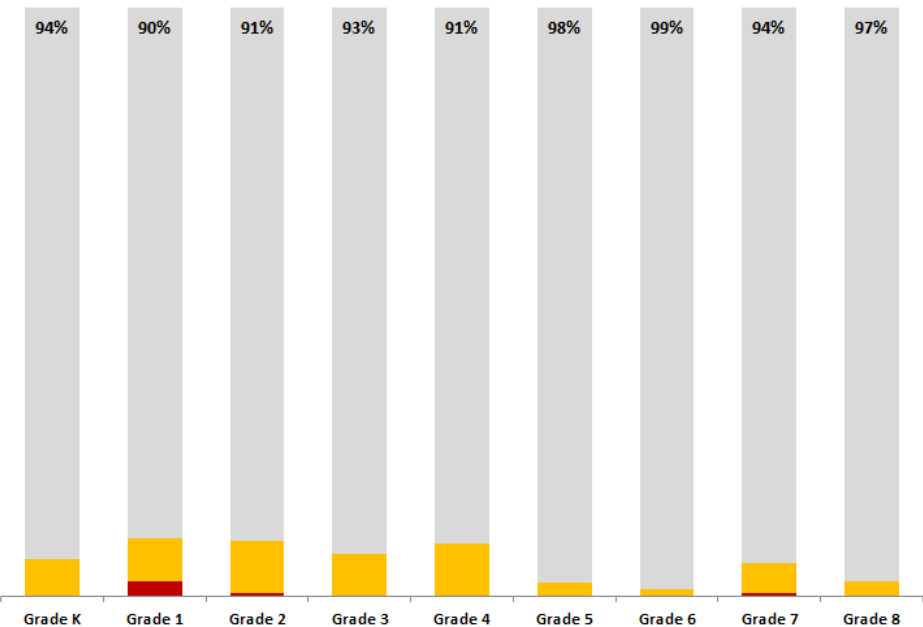
2021-2022

	Grade 8			
	PRF	Reading Vocab	PROF RDG	PROF MATH
10th or below	1	0	2	6
11th-25th	7	3	7	11
26th-49th	21	19	25	19
50th-74th	55	52	41	49
75th-89th	56	42	63	43
90th or above	48	71	50	61
Total	188	187	188	189
11th Percentile	99%	100%	99%	97%
26th Percentile	96%	98%	95%	91%
50th Percentile	85%	88%	82%	81%
75th Percentile	55%	60%	60%	55%
90th Percentile	26%	38%	27%	32%

Grade K-8 ELA & Math Risk Analysis

■ High Risk ■ Some Risk ■ Low Risk

English Language Arts



Mathematics

