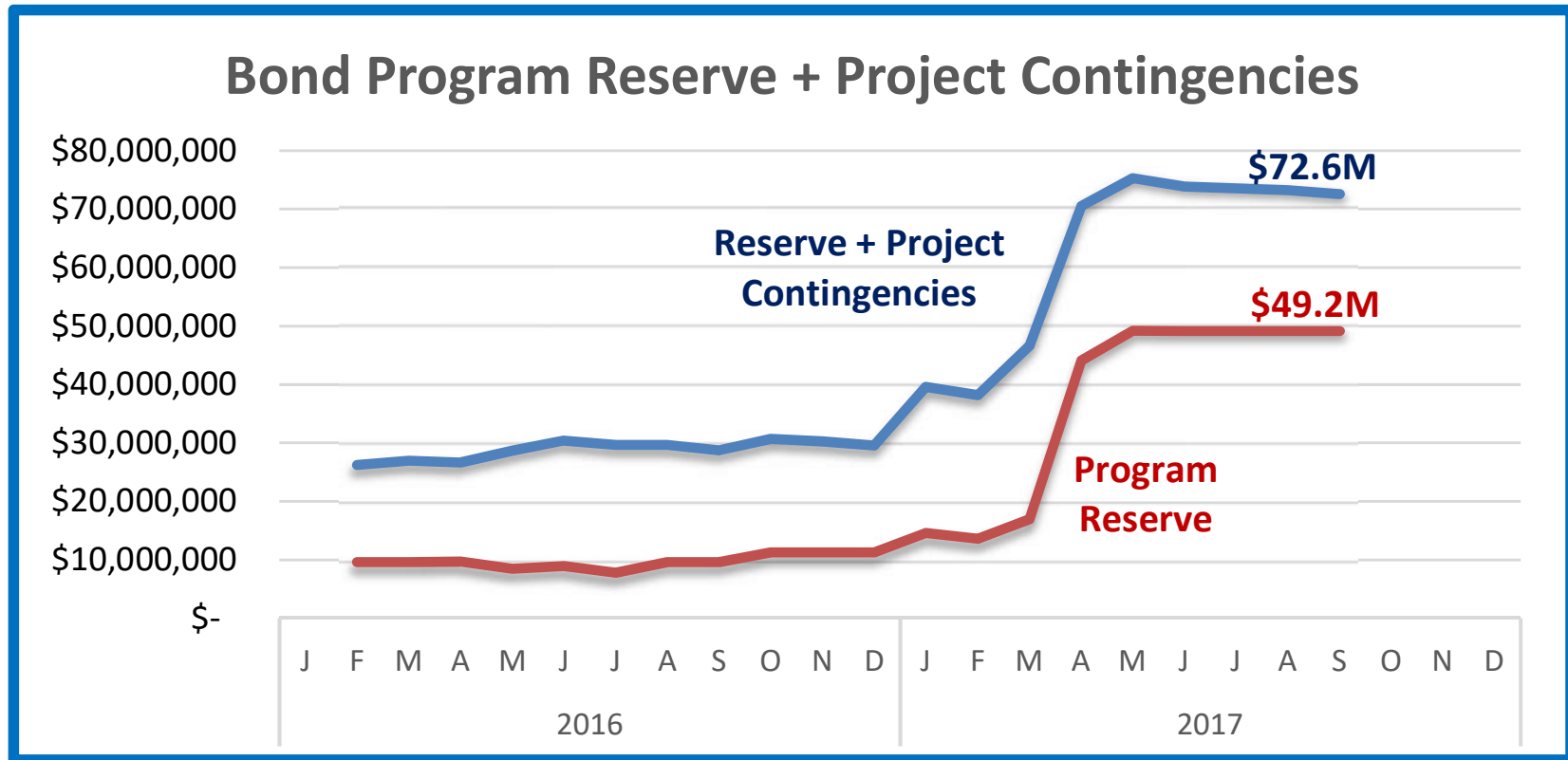


Bond Program Status Report

Through September 2017

September 2017

9/30/2017



Program Reserve

Funding available to the Bond Program but not yet allocated to a project

Project Contingencies

Funding contained within an approved project budget

2014 Bond Construction Program Summer 2017 Activity

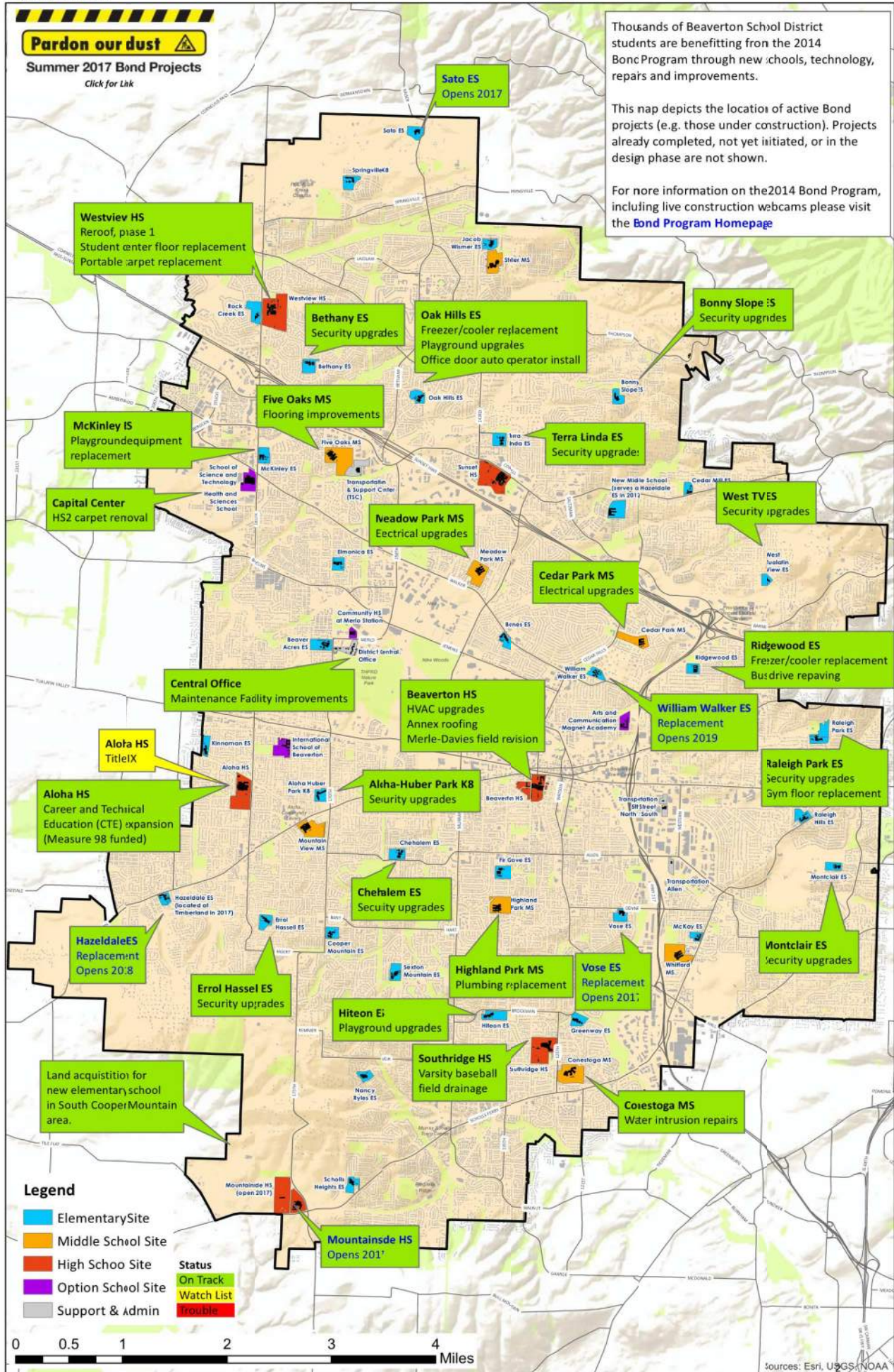
September 5, 2017

Pardon our dust
Summer 2017 Bond Projects
 Click for Lnk

Thousands of Beaverton School District students are benefiting from the 2014 Bond Program through new schools, technology, repairs and improvements.

This map depicts the location of active Bond projects (e.g. those under construction). Projects already completed, not yet initiated, or in the design phase are not shown.

For more information on the 2014 Bond Program, including live construction webcams please visit the [Bond Program Homepage](#)



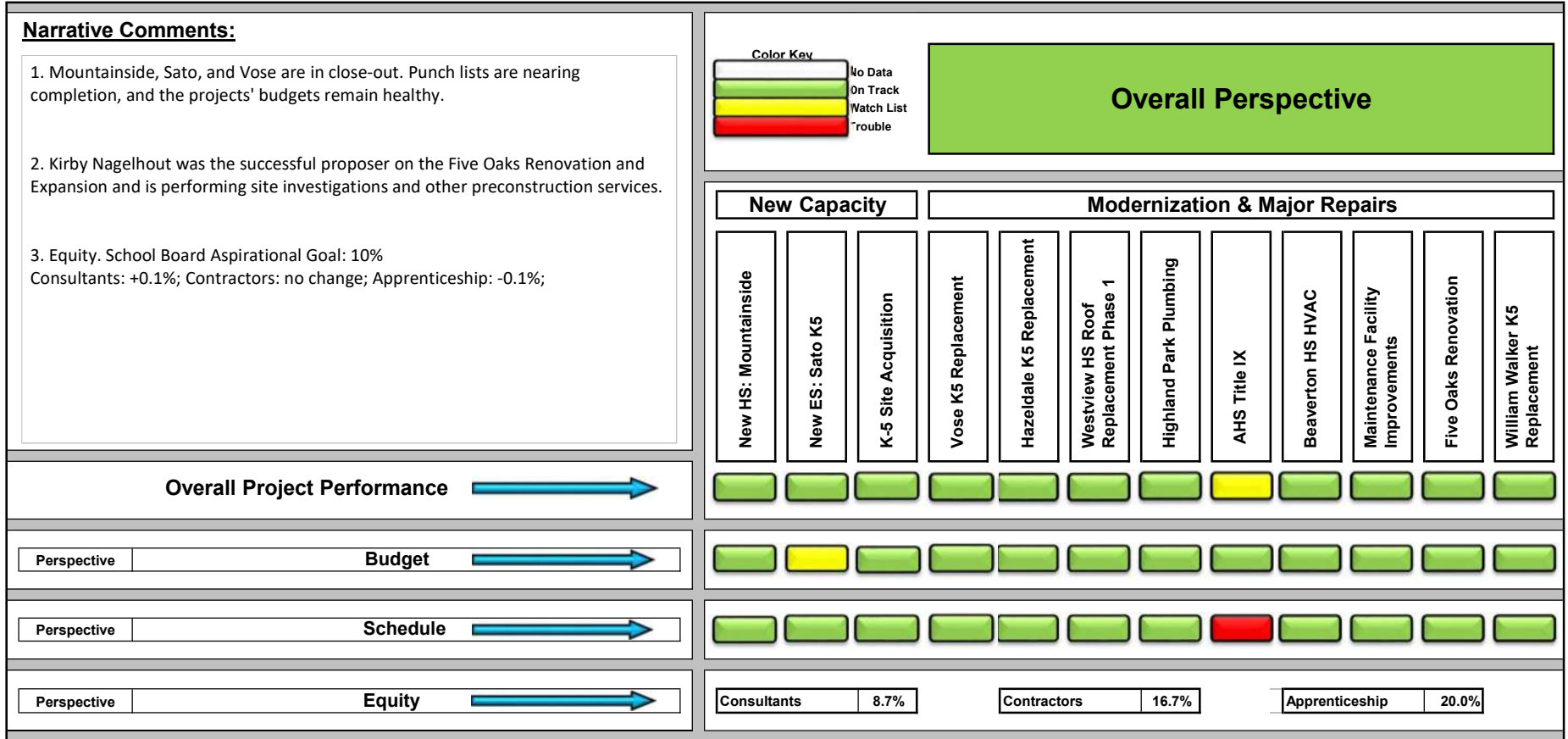
- Legend**
- Elementary Site
 - Middle School Site
 - High School Site
 - Option School Site
 - Support & Admin
- Status**
- On Track
 - Watch List
 - Trouble



sources: Esri, USGS, NOAA

2014 Bond Construction Program

Overall Performance September 2017 Report



2014 Bond Construction Program

Budget Perspective September 2017 Report

Narrative Comments:

1. Mountainside, Vose, and Sato projects are in close-out and remain financially healthy.
2. At Mountainside HS, Transportation Site Development Charges of \$594K were paid to the City of Beaverton, however savings elsewhere in the project resulted in an overall contingency decrease of only \$480K.
3. A cost reconciliation with the CM/GC on Five Oaks will occur in October.



New Capacity	Modernization & Major Repairs
--------------	-------------------------------

Mountainside High School	New ES: Sato K5	K-5 Site Acquisition	Vose ES Replacement	Hazeldale ES Replacement	Westview HS Roof Replacement	Highland Park Plumbing	AHS Title IX	Beaverton HS HVAC	Maintenance Facility Improvements	Five Oaks Renovation	William Walker K5 Replacement
--------------------------	-----------------	----------------------	---------------------	--------------------------	------------------------------	------------------------	--------------	-------------------	-----------------------------------	----------------------	-------------------------------



Strategic Objectives	Performance Measures	Performance Targets
----------------------	----------------------	---------------------

Objective A Project Budget and Scope Aligned	1 Initial Cost Estimate of Approved Scope	Project Contingency > 10%
---	---	---------------------------



Objective B Planning & Design Costs within Budget	2 Planning & Design Costs	Within Budgeted Amount
--	---------------------------	------------------------



Objective C Construction Costs within Budget	3 Construction Cost @ Contract Award or GMP	Project Contingency > 10%
	4 Construction Cost Current Estimate	Per Schedule



Objective D Project within Budget	5 Total Project Costs Within Budgeted Amount	Per Schedule
--------------------------------------	--	--------------



2014 Bond Construction Program

Schedule Perspective September 2017 Report

Narrative Comments:

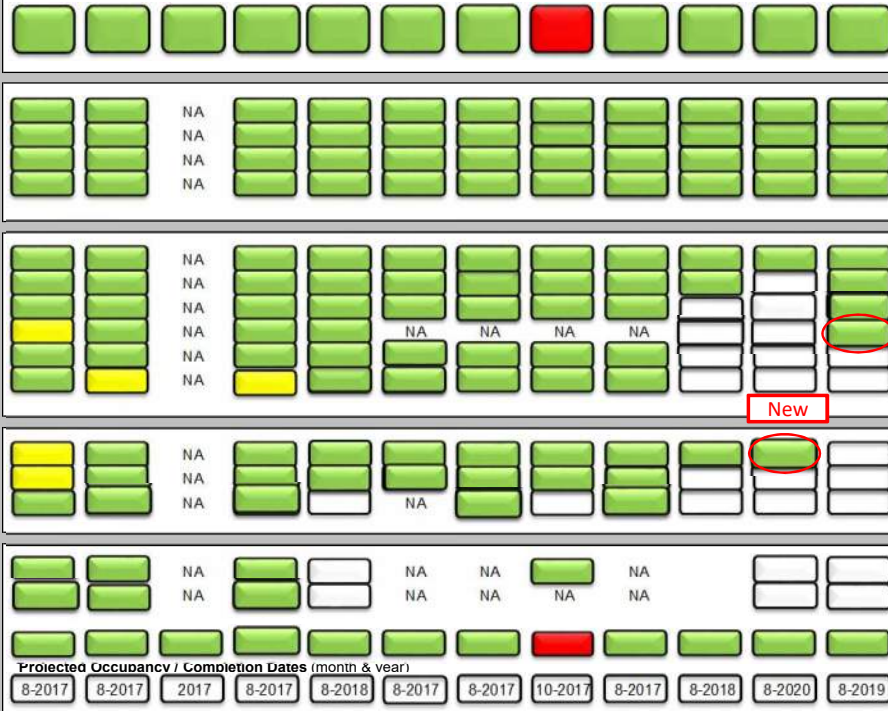
- Mountainside, Sato, and Vose are in close-out. Punch lists are nearing completion.
- Some work is still underway at Vose and is on track for completion at the end of October: covered play, sport field. Accommodations have been made with respect to travel pathways so that it is safe for students.
- AHS Title IX still on track for mid-October completion as previously reported.



Schedule Perspective

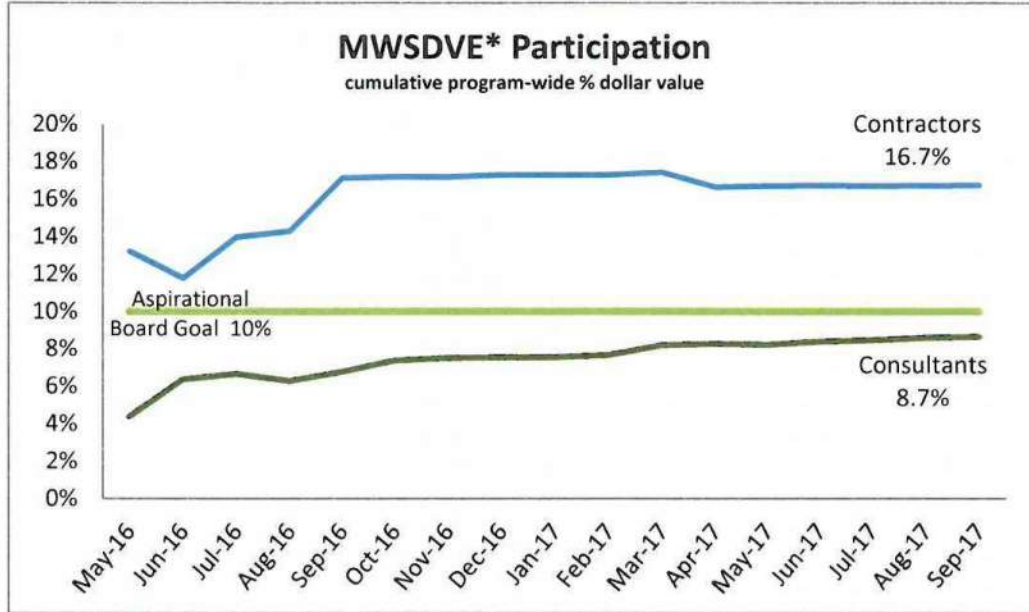
New Capacity			Modernization & Major Repairs								
Mountainside High School	New ES: Sato K5	K-5 Site Acquisition	Vose ES Replacement	Hazeldale ES Replacement	Westview HS Roof Replacement	Highland Park Plumbing	AHS Title IX	Beaverton HS HVAC	Maintenance Facility Improvements	Five Oaks Renovation	William Walker K5 Replacement

Strategic Objectives	Performance Measures	Performance Targets
Objective A Establish Schedule Target & Strategy	1 Occupancy / Completion Goal Established	Green = Approved schedule. Yellow = 0 - 4 weeks behind Red > 4 weeks behind
	2 Project Execution Strategy Developed	
	3 Detailed Project Schedule Approved	
	4 Project Programming / Scope Completed	
Objective B Planning, Permitting & Design Phases on Schedule	5 Design Contract Awarded	Same as Objective A
	6 Schematic Design (SD) Completed	
	7 Design Development (DD) Completed	
	8 Land Use Permit Approved	
	9 Construction Documents (CD) Completed	
	10 Building Permit Approved	
Objective C Construction on Schedule	11 Prime Contract Notice to Proceed	Same as Objective A
	12 Construction Started	
	13 Certificate of Occupancy Received	
Objective D Meet Occupancy / Completion Schedule Target	14 FF&E Ordered	Same as Objective A
	15 FF&E Delivered and Installed	
	16 Occupancy / Completion on Schedule	Same as Objective A

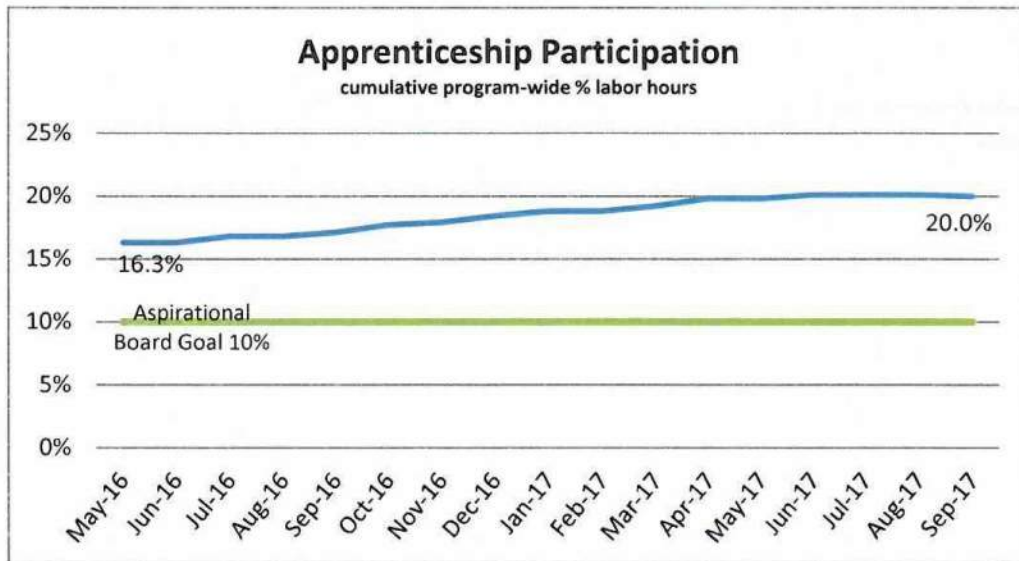


2014 Construction Bond Program

Equity Performance September 2017 Report



*Minority, Women and Service Disabled Veteran Owned Enterprises



2014 Bond Financial Summary

Overall Program Cost Forecast and Available Funding

Project List	Original Funding Allocations	Funding Increases Available to Bond Program	Construction Cost Updates & Escalated for Inflation	
ACMA Replacement	\$ 28,300,000		\$ 39,432,555	SD estimate 2017 + Solar funds allocated
AHS Title IX Compliance	\$ 2,000,000		\$ 3,697,441	(eB 9/30/17 EAC)
Capital Center Improvements & Data Center	\$ 5,000,000		\$ 12,820,187	Completed
District-Wide ADA Compliance	\$ 2,000,000		\$ 2,000,000	
District-Wide Communication System	\$ 7,200,000		\$ 5,518,030	(eB 9/30/17 EAC)
District-Wide Facility Repairs	\$ 98,000,000		\$ 97,017,258	
District-Wide HVAC Controls	\$ 800,000		\$ 800,000	
Domestic / Fire Line Separation	\$ 800,000		\$ 977,120	
Five Oaks MS Renovation & Expansion	\$ 21,100,000		\$ 27,501,419	Schematic Design Est Update 3/2017
Green Energy Technology	\$ 5,000,000		\$ -	all funds allocated to projects
Hazeldale K-5 Replacement	\$ 24,600,000		\$ 34,256,091	(eB 9/30/17 EAC)
IT Data Center @ Capital Center	\$ 2,900,000		(Costs Moved to CC Project)	
Kitchen Improvements	\$ 800,000		\$ 977,120	
Land for new K-5 @ So. Cooper Mountain	\$ 3,000,000		\$ 7,800,000	School Board Approved \$2.3M increase, 5/15/17
Maintenance Facility Improvements	\$ 10,000,000		\$ 11,263,990	Schematic Design Estimate 1/2017
The current project budget is fixed at \$10,600,000	\$ 400,000		\$ 634,540	Completed
New HS: Mountainside	\$ 109,000,000		\$ 184,735,294	(eB 9/30/17 EAC)
New ES: Sato K-5	\$ 25,000,000		\$ 38,575,000	(eB 9/30/17 EAC)
New MS @ Timberland	\$ 51,600,000		\$ 61,371,096	(eB 9/30/17 EAC)
Raleigh Hills K-8 Improvements	\$ 9,700,000		\$ 13,241,243	Schematic Design Estimate 1/2017
Security Upgrades	\$ 10,000,000		\$ 10,600,000	
Seismic Upgrades	\$ 4,200,000		\$ 5,206,740	

Color Key

Final Cost Estimate	
Fixed Cost	
Estimate Update	(Based upon on-going work)
Inflation Projection	(Prior to work starting)

Abbreviations: RLB = Rider Levett Bucknall
 eB = eBuilder proj. mgmt info system
 EAC = \$ Estimate at proj. completion

2014 Bond Financial Summary

Overall Program Cost Forecast and Available Funding

Project List	Original Funding Allocations	Funding Increases Available to Bond Program	Construction Cost Updates & Escalated for Inflation	
SHS Title IX Compliance	\$ 2,000,000		\$ 4,285,317	Completed
Springville K-8 Improvements	\$ 2,000,000		\$ 510,016	Completed
Vose K-5 Replacement	\$ 24,800,000		\$ 33,977,390	(eB 9/30/17 EAC)
William Walker K-5 Replacement	\$ 24,600,000		\$ 35,849,925	Vose estimate + inflation + solar funds allocated
Added Projects	\$ -		\$ 2,005,736	
Program Contingency	\$ 45,400,000			
Program Inflation	\$ 52,800,000		Funding available (not a cost)	
Pre-Bond Expenditure Reimbursements	\$ 1,000,000		\$ 998,828	
Bond Management Costs	\$ 20,000,000		\$ 30,000,000	
Bond Issuance Costs	\$ 6,000,000		\$ 4,000,000	
Construction	\$ 600,000,000		\$ 670,052,337	
Learning Technology	\$ 56,000,000		\$ 56,000,000	
Critical Equipment	\$ 24,000,000		\$ 24,000,000	
Tech & Equip Subtotal	\$ 80,000,000		\$ 80,000,000	
Total Original Funding	\$ 680,000,000			
Total Cost Projection			\$ 750,052,337	
Bond Premium 1st Bond Sale		\$ 63,295,961		
Bond Premium 2nd Bond Sale		\$ 30,270,107		
Interest Earnings 1st Bond Sale		\$ 5,200,000		
Interest Earnings 2nd Bond Sale		\$ 7,205,877		
Other Additional Funding (see tab)		\$ 13,261,294		
Additional Funding Subtotal		\$ 119,233,239		
Total Funding Available		\$ 799,233,239		
Total Cost Updates			\$ 750,052,337	No change in September
Funding Balance Vs. Cost Updates				\$ 49,180,902 Program Reserve

2014 Bond Financial Summary

Project List	Original Budget Allocations	Added Funding to Bond Program	Revised Approved Current Budget	Aug-17 Est @ Comp.	Sep-17 Est @ Comp.	Net Contingency Balance	
						\$	%
ACMA Replacement	\$ 28,300,000		\$ 39,432,555	\$ 39,432,555	\$ 39,432,555	\$ 5,063,762	14.7%
AHS Title IX Compliance	\$ 2,000,000		\$ 3,697,441	\$ 3,697,441	\$ 3,697,441	\$ 110,658	3.1%
Capital Center Improvements & Data Center	\$ 5,000,000		\$ 12,820,187	\$ 12,820,187	\$ 12,820,187	Completed; Final Cost	
District-Wide ADA Compliance	\$ 2,000,000		\$ 2,000,000	\$ 2,000,000	\$ 2,000,000		
District-Wide Communication System	\$ 7,200,000		\$ 5,518,030	\$ 5,518,030	\$ 5,518,030	\$ 113,228	2.1%
District-Wide Facility Repairs	\$ 98,000,000		\$ 97,017,258	\$ 97,017,258	\$ 97,017,258		
District-Wide HVAC Controls	\$ 800,000		\$ 800,000	\$ 800,000	\$ 800,000		
Domestic / Fire Line Separation	\$ 800,000		\$ 977,120	\$ 977,120	\$ 977,120		
Five Oaks MS Renovation & Expansion	\$ 21,100,000		\$ 27,501,419	\$ 27,501,419	\$ 27,501,419	\$ 3,361,100	13.9%
Green Energy Technology	\$ 5,000,000		\$ -	\$ -	\$ -		
Hazeldale K-5 Replacement	\$ 24,600,000		\$ 34,256,091	\$ 34,256,091	\$ 34,256,091	\$ 2,752,730	8.7%
IT Data Center @ Capital Center	\$ 2,900,000		<i>(Budget Moved to CC Project)</i>				
Kitchen Improvements	\$ 800,000		\$ 977,120	\$ 977,120	\$ 977,120		
Land for new K-5 @ So. Cooper Mountain	\$ 3,000,000		\$ 7,800,000	\$ 7,800,000	\$ 7,800,000	\$ 16,590	0.2%
Maintenance Facility Improvements	\$ 10,000,000		\$ 11,263,990	\$ 11,263,990	\$ 11,263,990	\$ 1,717,359	18.0%
The current project budget is fixed at \$10,600,000. The p	\$ 400,000		\$ 634,540		(\$480K) Transportation SDCs paid to the City	Completed; Final Cost	
New HS: Mountainside	\$ 109,000,000		\$ 184,735,294	\$ 184,735,294	\$ 184,735,294	\$ 4,461,311	2.5%
New ES: Sato K5	\$ 25,000,000		\$ 38,575,000	\$ 38,575,000	\$ 38,575,000	\$ 180,536	0.5%
New MS @ Timberland	\$ 51,600,000		\$ 61,371,096	\$ 61,371,096	\$ 61,371,096	\$ 266,115	0.4%
Raleigh Hills K-8 Improvements	\$ 9,700,000		\$ 13,241,243	\$ 13,241,243	\$ 13,241,243	\$ 1,929,111	17.1%
Security Upgrades	\$ 10,000,000		\$ 10,600,000	\$ 10,600,000	\$ 10,600,000		

2014 Bond Financial Summary

Project List	Original Budget Allocations	Added Funding to Bond Program	Revised Approved Current Budget	Aug-17 Est @ Comp.	Sep-17 Est @ Comp.	Net Contingency Balance	
						\$	%
Seismic Upgrades	\$ 4,200,000		\$ 5,206,740	\$ 5,206,740	\$ 5,206,740		
SHS Title IX Compliance	\$ 2,000,000		\$ 4,285,317	\$ 4,285,317	\$ 4,285,317		Completed; Final Cost
Springville K-8 Improvements	\$ 2,000,000		\$ 510,016	\$ 510,016	\$ 510,016		Completed; Final Cost
Vose K-5 Replacement	\$ 24,800,000		\$ 33,977,390	\$ 33,977,390	\$ 33,977,390	\$ 223,806	0.7%
William Walker K-5 Replacement	\$ 24,600,000		\$ 35,849,925	\$ 35,849,925	\$ 35,849,925	\$ 3,240,410	9.9%
Added Projects			\$ 2,005,736	\$ 2,005,736	\$ 2,005,736		
Program Contingency	\$ 45,400,000						
Program Inflation	\$ 52,800,000						
Pre-Bond Expenditure Reimbursements	\$ 1,000,000		\$ 998,828	\$ 998,828	\$ 998,828		Completed; Final Cost
Bond Management Costs	\$ 20,000,000		\$ 30,000,000	\$ 30,000,000	\$ 30,000,000		
Bond Issuance Costs	\$ 6,000,000		\$ 4,000,000	\$ 4,000,000	\$ 4,000,000		
Construction	\$ 600,000,000		\$ 670,052,336	\$ 670,052,336	\$ 670,052,336		
Learning Technology	\$ 56,000,000		\$ 56,000,000	\$ 56,000,000	\$ 56,000,000		
Critical Equipment	\$ 24,000,000		\$ 24,000,000	\$ 24,000,000	\$ 24,000,000		
Tech & Equip Subtotal	\$ 80,000,000		\$ 80,000,000	\$ 80,000,000	\$ 80,000,000		
Grand Totals	\$ 680,000,000		\$ 750,052,336	\$ 750,052,336	\$ 750,052,336	\$ 23,436,715	
Bond Premium		\$ 93,566,068					(\$637K)
Interest Earnings		\$ 12,405,877					
Other Additional Funding (see Tab)		\$ 13,261,294					
Other Added Funding		\$ 119,233,239					
GRAND TOTAL 2014 BOND FUNDING		\$ 799,233,239					
Program Reserve				\$ 49,180,903	\$ 49,180,903		(\$637K)
Program Reserve + Project Contingencies						\$ 72,617,618	

2014 Bond Program Financial Status Report

Additional Funding Allocations

Additional Funding Allocations to Bond Program			
Source	Funding	Assigned to Projects	Assigned to Program Reserve
Remaining 2006 Bond Savings	\$ 576,615	Mountainside HS	
Capital Center Rent Revenue Balance	\$ 433,385	Mountainside HS	
Construction Excise Tax Revenue	\$ 1,130,655	Capital Center	
Construction Excise Tax Revenue forecasted to 2021	\$ 6,462,036		\$6,462,036
THPRD reimb.	\$ 449,783		\$ 449,783
SB 1149 reimb.	\$ 1,260,146	District-wide Repairs	
ETO reimb.	\$ 561,626		\$ 561,626
Facility grants	\$ 1,887,048		\$ 1,887,048
Sato: TVWD Reimbursement	\$ 500,000	Sato K-5	
TOTAL	\$13,261,294		\$9,360,493

2014 Bond Program Financial Status Report Added Projects

Added Projects	Approved by	Original Budget	Revised Approved Current Budget		Aug-17 Est @ Comp.	Sep-17 Est @ Comp.	Net Contingency Balance	
	& Date						\$	%
Seclusion Rooms Alterations	Safety Comm 5/19/14		\$ 99,368		\$ 99,368	\$ 99,368	Completed	
Portable Relocations 2014	Sr LT 5/20/14		\$ 592,111		\$ 592,111	\$ 592,111	Completed	
Portable Relocations 2015	Sr LT 3/2015		\$ 294,257		\$ 294,257	\$ 294,257	Completed	
Title IX Projects - Group II	Sr LT 3/2015		\$ 1,020,000		\$ 1,020,000	\$ 1,020,000	\$ -	0.0%
(Projects Financially Complete)								
Added Projects Total		\$ -	\$ 2,005,736		\$ 2,005,736	\$ 2,005,736	\$ -	

2014 Bond Program Financial Status Report

District-Wide Repair Projects - Budget = \$98,000,000

Project	Initial Budget	Revised Approved Current Budget		Aug-17 Est @ Comp.	Sep-17 Est @ Comp.	Net Contingency Balance	
	from BCA (Building Condition Assessment)					\$	%
Completed Projects							
Completed Projects	\$ 9,135,577	\$ 11,137,080		\$ 11,137,111	\$ 11,137,111	Completed	
Beaverton Gym Ceiling	\$ 1,000,000	\$ 1,000,000		\$ 1,000,000	\$ 1,000,000	\$ 104,000	11.6%
Beaverton HS Annex Roof	\$ 240,200	\$ 240,200		\$ 240,200	\$ 240,200	\$ 20,000	9.1%
Beaverton HS HVAC	\$ 3,900,000	\$ 3,873,377		\$ 3,873,377	\$ 3,873,377	\$ 298,556	8.4%
Conestoga Plumbing & Water Int Repair	\$ -	\$ 3,317,235		\$ 3,317,235	\$ 3,317,235	\$ 61,644	1.9%
CP/MP Electrical Upgrades	\$ -	\$ 420,605		\$ 421,736	\$ 421,736	\$ -	0.0%
CP/MP HVAC Upgrades	\$ 2,874,409	\$ 7,287,567		\$ 7,287,567	\$ 7,287,567	\$ 230,033	3.3%
District-Wide Auditorium Upgrades	\$ 4,384,538	\$ 4,384,538		\$ 4,384,538	\$ 4,384,538		
Highland Park Plumbing	\$ 1,714,273	\$ 1,819,438		\$ 1,819,438	\$ 1,819,438	\$ 111,453	6.5%
HVAC (BCA) 2017	\$ 1,090,624	\$ 1,090,624		\$ 1,090,624	\$ 1,090,624		
WHS Roof Replacement Phase I	\$ 2,055,558	\$ 3,756,673		\$ 3,756,673	\$ 3,756,673	\$ 260,403	7.4%
Maint Dept Repair & Improvement Projects*	\$ 5,084,521	\$ 5,084,521		\$ 5,084,521	\$ 5,084,521		
Repair Projects Total	\$ 31,479,700	\$ 43,411,857		\$ 43,413,020	\$ 43,413,020	\$ 1,086,089	
Repair Program Balance Available	\$ 66,520,300	\$ 53,605,401		\$ 53,604,238	\$ 53,604,238		
Repair Program Less Transfers In/Out	\$ 97,017,258						
*Budget and Est @ Comp. will increase each month as additional Maintenance Dept. managed Repair Projects are scheduled.							
<u>Transfer Tracking</u>							
SHS Repairs	\$ (1,881,416)						
SHS Emergency Elect	\$ 745,833						
Capital Center Building Repairs	\$ (2,280,000)						
Capital Center Building Repairs	\$ 1,090,725						
Transfer From District Wide Communications System	\$ 81,970						
SB 1149 Reimbursements	\$ 1,260,146						
Net	\$ (982,742)						
Balance		\$ 97,017,258					

2014 Bond Program Financial Status Report

Security Upgrades \$10,600,000 Budget

Security Upgrades		Work Complete or In Progress	Future Work		Aug-17 Est @ Comp.	Sep-17 Est @ Comp.	% Complete
Phase 1: Building Perimeter Security	Safety Committee Approved						
Group 1 Schools	2015	\$ 1,546,672	\$ 762,744		\$ 2,309,416	\$ 2,309,416	67%
Group 2a Schools	2016	\$ 1,807,930	\$ 189,308		\$ 1,997,238	\$ 1,997,238	91%
Group 2b Schools	2017	\$ 3,067,434	-		\$ 3,067,434	\$ 3,067,434	95%
Subtotal currently under contract		\$ 6,422,036					
Group 3a Schools	2018	\$ -	\$ 2,988,871		\$ 2,988,871	\$ 2,988,871	0%
Group 3b Schools	2019	\$ -	\$ 3,254,502		\$ 3,254,502	\$ 3,254,502	0%
Security Projects Total		\$ 6,422,036	\$ 7,195,425		\$ 13,617,461	\$ 13,617,461	
<p>The current project budget is fixed at \$10,600,000. The purpose of this sheet is to demonstrate the total estimated cost (design and construction) to complete building perimeter security upgrade needs. The current Est @ Comp. is based on bid results received for the summer 2017 assuming CM/GC procurement (not used in 2015 and 2016 work) and escalation through appropriate completion year.</p>							

2014 Bond
Learning Technology/Classroom Systems
and Critical Equipment Purchases
September 30, 2017 Report

Learning Technology/Classroom Systems - \$56 Million					
	%	Project To	2017-18	2017-18	Annual Description of Expenditures
	Complete	Date	Budget	Expenditures	
		Expenditures		as of 9/30/17	
Networking Upgrades \$9,132,995	56%	\$ 5,125,444	\$ 369,082	\$ 61,532	Enterprise wireless upgrades complete. Maintaining current capacity and addressing specific use cases.
Digital Curriculum Development \$4,906,829	41%	\$ 2,013,686	\$ 591,871	\$ 98,728	Salary for six curriculum developers (5.0 FTE); Payment for TeacherSource Enhancements on the professional development module and Lesson Plan design.
Future Ready Schools \$31,359,585	49%	\$ 15,298,906	\$ 4,867,776	\$ 628,542	Initial device deployment complete with Chromebooks 1:1 in grades 4-12 and iPads 3:1 in grades K-3. Evaluation process beginning to select devices for years 5-8 of the bond.
Technology Modernization \$2,961,479	50%	\$ 1,490,355	\$ 1,176,538	\$ 405,414	Data Center design complete and installation in process. Business Continuity process complete and working on yearly update. Security improvement implementation in process.
Other Technology/ Curriculum Projects \$7,639,112	89%	\$ 6,764,506	\$ -	\$ -	Completed Technology/Curriculum Projects. Includes: student laptop replacements in 2014-15, high school science technology in 2015-16, positive change grants 2014-15 through 2016-17
Total	55%	\$ 30,692,897	\$ 7,005,267	\$ 1,194,216	
Total Bond Funds Remaining				\$ 25,307,103	

2014 Bond
Learning Technology/Classroom Systems
and Critical Equipment Purchases
September 30, 2017 Report

Critical Equipment - \$24 Million					
	%	Project To Date	2017-18 Budget	2017-18 Expenditures as of 9/30/17	Quarterly Description of Expenditures
Buses \$16,000,000	51%	\$ 8,213,223	\$ 2,031,836	\$ -	Approximately \$2 million/year over eight years. In first year, \$4.25 million will be spent and \$2million/year will be spent in years two through seven. \$0 will be spent in the eighth year.
Copiers \$3,609,102	31%	\$ 1,119,102	\$ 50,000	\$ -	Approximately \$250,000/year over eight years.
Classroom Furniture \$2,648,017	53%	\$ 1,397,733	\$ 160,000		Furniture, fixtures & equipment, including technology, for full day kindergarten and additional teachers K-5.
Athletic Equipment \$221,737	7%	\$ 15,235	\$ 206,502	\$ -	Approximately \$100,000/year over three years beginning in year 2. \$75,970 was transferred in year 2 to the Scoreboard Replacements Project.
Maintenance Equipment \$600,000	58%	\$ 345,020	\$ 172,961	\$ 92,981	Approximately \$120,000/year over five years beginning in year 2. Year 2 will have \$185,000. Year 6 will only have \$55,000.
InTouch Printers \$6,000	93%	\$ 5,586	\$ 6,000	\$ 5,586	One time purchase of printers for new online receipting system at all levels.
Other Equipment Purchases \$915,144	100%	\$ 915,144	\$ -	\$ -	Other critical equipment purchases as needed. Purchase of \$15,000 towards new locker banks at Stoller in 14-15, \$250,000 towards new musical instruments in 14-15 and 15-16, \$184,050 for cafeteria table replacements in 15-16, \$344,973 for high school scoreboard replacements in 2015-16 and 2016-17 and \$121,066 towards BSD's portion of shock pad installation at SW Quadrant Park with THPRD in 2016-17.
Total	50%	\$ 12,011,043	\$ 2,627,299	\$ 98,567	
Total Bond Funds Remaining				\$ 11,988,957	

BOND PROGRAM CASH FLOW

\$ MILLION



Watch our progress on the time-lapse web cam:
<http://www.dwpwebcams.com/hazeldale/>

General Contractor: Kirby Nagelhout
Architect: DLR Group
Substantial Completion: July 2018

Work Completed:

- Groundbreaking ceremony
- Site grading
- Excavation for foundations

Work Underway:

- Site utilities
- Footings; building forms, placing rebar and pouring concrete



Hazeldale students & staff at groundbreaking



Student speakers at groundbreaking



BSD staff & School Board at groundbreaking



Footing preparation



Souvenir bottles

Watch our progress on the time-lapse web cam:
<http://oxblue.com/open/beavertonschooldistrict/kaiser>

General Contractor: Skanska USA

Architect: DLR Group

Substantial Completion: August 2017

Final Work Underway:

- Building system trainings
- Punch-list items
- Painting
- Tackable wall surface finishing
- LIDA swale
- Courtyard plantings
- Classroom organization
- Preparation for student arrival



Aerial view looking southwest



Mosaic of old barn on property



Main entrance



Commons & gym



Classroom

Watch our progress on the time-lapse web cam:
<http://dwpwebcams.com/vose>

General Contractor: Triplett Wellman
Architect: DLR Group

Opened: September 2017

Work Completed:

- Stair railings painted
- SW Denney and King roadwork
- Sequoia tree cookie installed

Work Underway:

- Courtyard
- Monument Sign
- Covered play and solar array system
- Soccer field
- Garden beds



Aerial looking south



Commons area



Library



Classroom



Vestibule and Sequoia tree cookie

Hoffman has worked more than 1,000,000 hours

General Contractor: Hoffman Construction
Architect: Bora

Opened: September 2017

Work Completed:

- Signals and crosswalks
- Monument sign
- Auditorium seating installation

Work Underway:

- Auditorium A/V work
- Orchestra pit wood work
- Coffee shop
- Fencing
- Tennis courts




Aerial view looking northwest



Auditorium



Courtyard



Southeast stairwell



Auditorium lobby