

Head Start Program
Education Service Center, Region 20
Policy Council Meeting Agenda
April 15, 2010

1. Call Meeting to Order

- a. Introductions / Welcome
- b. Membership Roll Call
- c. Indicate a Presence of Quorum/Membership Attendance Acknowledgement

2. Reading / Approval of Meeting Minutes (March)

3. District Site Reports

- a. Medina Valley
- b. Natalia
- c. Bandera
- d. Devine
- e. Hondo
- f. Lytle

4. Announcements / Reports

- a. Financial Report (budget balances & credit card expenditures) – Input / Approval
- b. Enrollment Report – attached
- c. Child Meals & Snacks – Menus are sent home monthly
- d. Administration for Children & Families (ACF) Communications
 - Program Instructions or Information Memorandums
- e. ESC-20 Board Report – No Report
- f. New Staff Hired / Staff Resignation - Separation Stephanie Paredes MV LaCoste

g. Program Information Reports

- Program Information Report Up-date (PIR) – September Report
- Community Assessment Report – January Report
- Annual Financial Audit Results – January Report – ESC-20 Board Meeting notes from December
- Annual Self-Assessment – March Report
- Monthly Reports
 - Head Start News
 - Child Outcomes Mid-Year Report
 - Mid-Year In-Kind & Disabilities Expenditure Reports

5. Old Business – None

6. New Business

- a. Finance Committee Report/Current Budget Status/Approval
- b. Refunding Application Budget Planning/Approval
- c. Program Plans 2009-2010 –Review & Input

7. Date & Location of next meeting May 20, 2010 in Hondo at 6:30 p.m.

8. Door Prizes / Adjournment


*For further discussion of additional agenda items, please contact Yolanda Bonugli at pager #210-285-8969

*For more program information and resources go to www.esc20.net

Education Service Center, region 20, Head Start program does not discriminate on the basis of race, religion, color, national origin, sex, or disability in providing education or providing access to benefits of education services, activities, or program.


**Education Service Center-Region 20
Head Start Program
March 2010 Enrollment Totals**

Site	09-10 Funded For	100% Poverty Head Start Eligible 213	130% Poverty Head Start Eligible 135	10% Over Income Eligible 39	Monthly Withdrawals	PIR Reporting Totals
Bandera	40	26	11	2	0	39
Devine	94	81	21	3	0	105
Hondo	65	63	7	1	2	73
Lytle	75	73	5	1	3	82
Medina Valley	56	49	15	1	0	65
Natalia	57	48	9	3	0	60
Total	387					
Monthly Totals		340	68	11	5	424
Year-to-date Withdrawals					45	




Head Start News

April 2010



1. **Program Governance** – The April 15th Policy Council Finance Committee meeting will be held at 6:15 p.m. followed by the Policy Council meeting at 6:45 p.m. Both meetings are scheduled to be at Meyer Elementary school cafeteria in Hondo.
2. **Round-Up Recruitment** – Round-up recruitment of age and income eligible children will be held throughout the program sites. Watch for posters, fliers and newspaper articles to list specific paperwork that is required for registration.
3. **Advisory Committee Meetings** – The Child Health Advisory Committee meeting will be held on April 22nd at 12:00 p.m. If you are interested in attending one of these meetings, please let your Family Services Associate know and arrangements will be made for you to attend.
4. **End-Of-Year-Meetings** - Management team staff will be meeting with staff from each school district to review activities from the current school year and plan for next school year. The topics include staff from food service, teachers, transportation & facilities, counselors, special education and nurses.
5. **Refunding Application** – Management team staff is gathering information to include in the refunding application to request continuation funds for the 2010-11th school year. The application is due at the Dallas Regional Office by June 1st.
6. **Nutrition Activities** –The 5 a Day parade activities will be occurring throughout the months of March/April. These events help children learn about healthy foods and encourage them to taste and appreciate new foods.

For more program information go to: www.esc20.net



**Head Start Program
Education Service Center, Region 20**

**2009 - 10
In-kind Contributions &
Disabilities Expenditures Mid-Year Report**

In-Kind: September 1, 2009 – February 28, 2010

Volunteer Time	\$16,622
Contributions	\$12,833
School Districts	\$363,189
Total In-Kind	\$387,644

Disabilities: September 1, 2009 – February 28, 2010

Staff Expenses	\$52,959
Classroom Materials & Staff Travel	\$138,407
Total Expenses	\$191,366

Expenses include salaries and benefits, travel, classroom materials and supplies, and employee office space fee.

**Creative Curriculum Child Outcomes Results
From Fall 2009 to Winter 2010
One or More Developmental Step Gains**

<p>Site: Alkek</p> <p>Language Development: 74% Literacy: 53% Early Writing/Print Awareness and Concepts: 63% Alphabet Knowledge: 64% Mathematics: 74% Science: 74% Social/Emotional Development: 92% Reasoning and Problem Solving: 89% Physical Health and Wellness: 71%</p>	<p>Site: Castroville</p> <p>Language Development: 78% Literacy: 94% Early Writing/Print Awareness and Concepts: 97% Alphabet Knowledge: 88% Mathematics: 78% Science: 87% Social/Emotional Development: 90% Reasoning and Problem Solving: 84% Physical Health and Wellness: 75%</p>
<p>Site: Devine</p> <p>Language Development: 46% Literacy: 67% Early Writing/Print Awareness and Concepts: 55% Alphabet Knowledge: 48% Mathematics: 55% Science: 49% Social/Emotional Development: 62% Reasoning and Problem Solving: 56% Physical Health and Wellness: 58%</p>	<p>Site: Hill Country</p> <p>Language Development: 34% Literacy: 63% Early Writing/Print Awareness and Concepts: 72% Alphabet Knowledge: 72% Mathematics: 56% Science: 50% Social/Emotional Development: 28% Reasoning and Problem Solving: 44% Physical Health and Wellness: 34%</p>

**Creative Curriculum Child Outcomes Results
From Fall 2009 to Winter 2010
One or More Developmental Step Gains**

<p>Site: Hondo</p> <p>Language Development: 84%</p> <p>Literacy: 66%</p> <p>Early Writing/Print Awareness and Concepts: 59%</p> <p>Alphabet Knowledge: 50%</p> <p>Mathematics: 50%</p> <p>Science: 59%</p> <p>Social/Emotional Development: 84%</p> <p>Reasoning and Problem Solving: 59%</p> <p>Physical Health and Wellness: 79%</p>	<p>Site: La Coste</p> <p>Language Development: 90%</p> <p>Literacy: 95%</p> <p>Early Writing/Print Awareness and Concepts: 100%</p> <p>Alphabet Knowledge: 100%</p> <p>Mathematics: 100%</p> <p>Science: 100%</p> <p>Social/Emotional Development: 100%</p> <p>Reasoning and Problem Solving: 100%</p> <p>Physical Health and Wellness: 95%</p>
<p>Site: Lytle</p> <p>Language Development: 89%</p> <p>Literacy: 89%</p> <p>Early Writing/Print Awareness and Concepts: 89%</p> <p>Alphabet Knowledge: 81%</p> <p>Mathematics: 85%</p> <p>Science: 80%</p> <p>Social/Emotional Development: 77%</p> <p>Reasoning and Problem Solving: 87%</p> <p>Physical Health and Wellness: 80%</p>	<p>Site: Natalia</p> <p>Language Development: 37%</p> <p>Literacy: 44%</p> <p>Early Writing/Print Awareness and Concepts: 43%</p> <p>Alphabet Knowledge: 51%</p> <p>Mathematics: 43%</p> <p>Science: 46%</p> <p>Social/Emotional Development: 31%</p> <p>Reasoning and Problem Solving: 44%</p> <p>Physical Health and Wellness: 37%</p>

**Creative Curriculum Child Outcomes Results
From Fall 2009 to Winter 2010
One or More Developmental Step Gains**

Site: Potranco		
Language Development:	97%	
Literacy:	92%	
Early Writing/Print Awareness and Concepts:	95%	
Alphabet Knowledge:	89%	
Mathematics:	92%	
Science:	92%	
Social/Emotional Development:	92%	
Reasoning and Problem Solving:	86%	
Physical Health and Wellness:	97%	

Operational Budget

457

ENTY-DIS: 015950
 XXX-XX-6XXX-XX-457-X-XX-X-XX
 TIME RUN: 10:22747

FILEID: C EDUCATION SERVICE CENTER, REG 20
 EOM/CURRENT INDICATOR: C


DATE RUN: 04/14/10
 PROGRAM : WFN5785
 PAGE NR.: 1

FND	PCT	OBJ	SO	ORG	PROGM	DESCRIPTION	APPROPRIATION	ENCUMBRANCE	EXPENDITURE	BALANCE
205	11	6119	00	457	024000	PROFESSIONAL, FULL-TIME	125,583.00-	52,326.00	73,256.40	0.60-
205	11	6141	00	457	024000	SOCIAL SECURITY/MEDICARE	8,793.00-	3,662.68	5,130.93	0.61
205	11	6142	00	457	024000	HEALTH INSURANCE	3,181.00-	1,325.25	1,855.35	0.40-
205	11	6143	00	457	024000	WORKER'S COMPENSATION	451.00-	187.90	263.06	0.04-
205	11	6145	00	457	024000	UNEMPLOYMENT COMPENSATION	68.00-	0.00	67.53	0.47-
205	11	6146	00	457	024000	TRS FEDERAL	10,163.00-	4,287.56	5,874.99	0.45-
205	11	6219	00	457	024000	OTHER PROF. CONTRACT SERVI	200.00-	0.00	200.00	0.00
205	11	6249	00	457	024000	CONTRACTED MAINT & REPAIRS	50.00-	0.00	23.50	26.50-
205	11	6299	00	457	024000	MISC. CONTRACTED SERVICES	8,000.00-	0.00	4,186.63	3,813.37-
205	11	6395	00	457	024000	NON-CAP.FURN & EQUIPMENT	4,275.00-	0.00	3,875.00	400.00-
205	11	6399	00	457	024000	GENERAL SUPPLIES	18,388.00-	1,716.14	5,587.54	11,084.32-
205	11	6411	00	457	024000	EMPLOYEE TRAVEL	10,000.00-	720.00	3,799.92	5,480.08-
205	11	6419	00	457	024000	NON-EMPLOYEE TRAVEL	2,000.00-	0.00	586.20	1,413.80-
205	13	6119	00	457	024000	PROFESSIONAL, FULL-TIME	66,232.00-	27,596.50	38,635.10	0.40-
205	13	6129	00	457	024000	SUPPORT, FULL-TIME	10,779.00-	4,491.00	6,287.40	0.60-
205	13	6141	00	457	024000	SOCIAL SECURITY/MEDICARE	5,715.00-	2,378.00	3,336.55	0.45-
205	13	6142	00	457	024000	HEALTH INSURANCE	3,516.00-	1,464.75	2,050.65	0.60-
205	13	6143	00	457	024000	WORKER'S COMPENSATION	277.00-	115.15	161.21	0.64-
205	13	6145	00	457	024000	UNEMPLOYMENT COMPENSATION	48.00-	0.00	47.77	0.23-
205	13	6146	00	457	024000	TRS FEDERAL	6,233.00-	2,629.29	3,602.86	0.85-
205	13	6219	00	457	024000	OTHER PROF.CONTRACTED SERV	0.00	0.00	0.00	0.00
205	13	6299	00	457	024000	MISC. CONTRACTED SERVICES	5,000.00-	0.00	52.00	4,948.00-
205	13	6399	00	457	024000	GENERAL SUPPLIES	11,212.00-	0.00	5,954.46	5,257.54-
205	13	6411	00	457	024000	EMPLOYEE TRAVEL	10,000.00-	0.00	4,966.71	5,033.29-
205	13	6419	00	457	024000	NON-EMPLOYEE TRAVEL	2,000.00-	0.00	856.30	1,143.70-
205	21	6119	00	457	024000	PROFESSIONAL, FULL-TIME	91,610.00-	38,492.25	53,117.05	0.70-
205	21	6129	00	457	024000	FULL-TIME SUPPORT	4,913.00-	4,136.25	775.88	0.87-
205	21	6141	00	457	024000	SOCIAL SECURITY/MEDICARE	7,245.00-	3,197.41	4,046.97	0.62-
205	21	6142	00	457	024000	HEALTH INSURANCE	4,371.00-	2,082.65	2,287.81	0.54-
205	21	6143	00	457	024000	WORKER'S COMPENSATION	347.00-	153.15	193.63	0.22-
205	21	6145	00	457	024000	UNEMPLOYMENT COMPENSATION	46.00-	0.00	45.60	0.40-
205	21	6146	00	457	024000	TRS FEDERAL	7,817.00-	3,492.89	4,324.00	0.11-
205	21	6219	00	457	024000	OTHER PROF. CONTRACT SVC	1,987.00-	0.00	0.00	1,987.00-
205	21	6399	00	457	024000	GENERAL SUPPLIES	10,000.00-	777.96	6,866.76	2,355.28-
205	21	6411	00	457	024000	EMPLOYEE TRAVEL	10,000.00-	0.00	9,421.10	578.90-
205	35	6299	12	457	024000	HONDO ISD	15,215.00-	8,050.76	7,164.24	0.00
205	35	6299	13	457	024000	MEDINA VALLEY ISD	16,974.00-	7,556.69	9,417.31	0.00
205	35	6299	14	457	024000	BANDERA ISD	14,604.00-	5,054.90	9,549.10	0.00
205	35	6299	15	457	024000	DEVINE ISD	19,699.00-	10,514.71	9,184.29	0.00
205	35	6299	16	457	024000	LYTLE ISD	15,230.00-	5,681.79	9,548.21	0.00
205	35	6299	17	457	024000	NATALIA ISD	15,304.00-	7,017.64	8,286.36	0.00
205	51	6255	00	457	024000	COMMUNICATIONS	2,500.00-	0.00	708.18	1,791.82-
205	51	6256	00	457	024000	CENTERWIDE NETWORK	17,704.00-	0.00	17,704.00	0.00
205	51	6264	00	457	024000	BUILDING USE	22,034.00-	0.00	22,034.00	0.00
205	51	6265	00	457	024000	MEETING ROOMS (IN-HOUSE)	1,000.00-	0.00	0.00	1,000.00-

CNTY-DIS: 015950
 XXX-XX-6XXX-XX.457-X-XX-X-XX FILEID: C EDUCATION SERVICE CENTER, REG 20
 TIME RUN: 10:22:47 BOM/CURRENT INDICATOR:C

DATE RUN: 04/14/10
 PROGRAM : WFN5785
 PAGE NR.: 2

FND	PCT	OBJ	SO	ORG	PROGRAM	DESCRIPTION	APPROPRIATION	ENCUMBRANCE	EXPENDITURE	BALANCE
205	61	6119	00	457	024000	PROFESSIONAL, FULL-TIME	16,869.00-	7,028.50	9,839.90	0.60-
205	61	6121	00	457	024000	SUPPORT HOURLY	116.00-	0.00	115.98	0.02-
205	61	6125	00	457	024000	SUPPORT, HOURLY	21,329.00-	0.00	16,342.71	4,986.29-
205	61	6129	00	457	024000	SUPPORT, FULL-TIME	187,844.00-	63,364.00	106,520.04	17,959.96-
205	61	6141	00	457	024000	SOCIAL SECURITY/MEDICARE	17,436.00-	4,946.22	9,558.39	2,931.39-
205	61	6142	00	457	024000	HEALTH INSURANCE	18,544.00-	5,715.15	9,823.61	3,005.24-
205	61	6143	00	457	024000	WORKER'S COMPENSATION	996.00-	252.75	475.48	267.77-
205	61	6145	00	457	024000	UNEMPLOYMENT COMPENSATION	724.00-	0.00	368.81	355.19-
205	61	6146	00	457	024000	TRS FEDERAL	18,590.00-	5,768.00	9,543.86	3,278.14-
205	61	6399	00	457	024000	GENERAL SUPPLIES	9,929.00-	2,258.99	2,084.83	5,585.18-
205	61	6411	00	457	024000	EMPLOYEE TRAVEL	10,000.00-	0.00	6,521.00	3,479.00-
205	61	6419	00	457	024000	NON-EMPLOYEE TRAVEL	2,000.00-	0.00	850.30	1,149.70-
205	61	6499	00	457	024000	MISC. OPERATING COSTS	2,000.00-	0.00	1,541.64	458.36-
205	62	6119	00	457	024000	PROFESSIONAL, FULL-TIME	0.00	0.00	0.00	0.00
205	62	6125	00	457	024000	SUPPORT HOURLY	230,436.00-	0.00	136,331.80	94,104.20-
205	62	6141	00	457	024000	SOCIAL SECURITY/MEDICARE	17,628.00-	0.00	9,409.79	8,218.21-
205	62	6142	00	457	024000	HEALTH INSURANCE	21,483.00-	0.00	21,483.00	0.00
205	62	6143	00	457	024000	WORKER'S COMPENSATION	1,002.00-	0.00	489.43	512.57-
205	62	6145	00	457	024000	UNEMPLOYMENT COMPENSATION	1,035.00-	0.00	567.80	467.20-
205	62	6146	00	457	024000	TRS FEDERAL	18,735.00-	0.00	10,923.98	7,811.02-
205	62	6219	00	457	024000	OTHER PROF. CONTRACT SERV	28,000.00-	20,465.56	7,534.44	0.00
205	62	6399	00	457	024000	GENERAL SUPPLIES	24,381.00-	3,612.47	4,861.80	15,906.73-
205	62	6411	00	457	024000	EMPLOYEE TRAVEL	10,000.00-	0.00	4,003.20	5,996.80-
205	62	6419	00	457	024000	NON-EMPLOYEE TRAVEL	2,000.00-	0.00	1,094.35	905.65-
205	93	6493	02	457	024000	HONDO	138,250.00-	0.00	72,799.20	65,450.80-
205	93	6493	03	457	024000	MEDINA VALLEY	118,556.00-	0.00	59,833.29	58,722.71-
205	93	6493	04	457	024000	BANDERA	82,000.00-	0.00	0.00	82,000.00-
205	93	6493	05	457	024000	DEVINE	199,200.00-	0.00	134,920.05	64,279.95-
205	93	6493	06	457	024000	LYTLE	172,167.00-	0.00	78,900.86	93,266.14-
205	93	6493	07	457	024000	NATALIA	121,450.00-	0.00	65,043.72	56,406.28-
205	93	6493	12	457	024000	HONDO	0.00	0.00	0.00	0.00
205	93	6493	13	457	024000	MEDINA VALLEY	0.00	0.00	0.00	0.00
205	93	6493	14	457	024000	BANDERA	0.00	0.00	0.00	0.00
205	93	6493	15	457	024000	DEVINE	0.00	0.00	0.00	0.00
205	93	6493	16	457	024000	LYTLE	0.00	0.00	0.00	0.00
205	93	6493	17	457	024000	NATALIA	0.00	0.00	0.00	0.00
*** TOTAL FOR FUND 205 ***							2,083,464.00-	312,520.91	1,127,115.81	643,827.28-
*** FINAL TOTAL ***							2,083,464.00-	312,520.91	1,127,115.81	643,827.28-



Stimulus Budget

480

CNTY-DIS: 015950
 XXX-XX-6XXX-XX.480-X-XX-X-XX FILEID: C EDUCATION SERVICE CENTER.REG 20
 TIME RUN: 10:23:11 EOM/CURRENT INDICATOR:C

DATE RUN: 04/14/10
 PROGRAM : WFNS785
 PAGE NR.: 1

FND	FCT	OBJ	SO	ORG	PROGRAM	DESCRIPTION	APPROPRIATION	ENCUMBRANCE	EXPENDITURE	BALANCE
205	11	6219	00	480	024000	OTHER PROFESSIONAL SERVICE	10,000.00-	2,110.00	6,890.00	1,000.00-
205	11	6395	00	480	024000	NON-CAP.FURN & EQUIPMENT	978.00-	0.00	922.00	56.00-
205	11	6399	00	480	024000	GENERAL SUPPLIES	20,512.00-	232.09	19,245.47	1,034.44-
205	11	6419	00	480	024000	NON-EMPLOYEE TRAVEL	4,875.00-	0.00	0.00	4,875.00-
205	13	6219	00	480	024000	OTHER PROFESSIONAL SERVICE	10,000.00-	2,440.00	4,060.00	3,500.00-
205	13	6399	00	480	024000	GENERAL SUPPLIES	8,400.00-	0.00	2,292.31	6,107.69-
205	61	6219	00	480	024000	OTHER PROFESSIONAL SERVICE	7,966.00-	0.00	0.00	7,966.00-
205	93	6493	02	480	024000	HONDO ISD	12,427.00-	0.00	6,000.00	6,427.00-
205	93	6493	03	480	024000	MEDINA VALLEY ISD	32,037.00-	0.00	11,649.12	20,387.88-
205	93	6493	04	480	024000	BANDERA ISD	16,879.00-	0.00	0.00	16,879.00-
205	93	6493	05	480	024000	DEVINE ISD	30,927.00-	0.00	27,434.57	3,492.43-
205	93	6493	06	480	024000	LYTLE ISD	7,415.00-	0.00	6,014.70	1,400.30-
205	93	6493	07	480	024000	NATALIA ISD	17,636.00-	0.00	0.00	17,636.00-
*** TOTAL FOR FUND 205 ***							180,052.00-	4,782.09	84,508.17	90,761.74-
*** FINAL TOTAL ***							180,052.00-	4,782.09	84,508.17	90,761.74-

90,761.74-

458

*Training & Technical
Assistance*

CNTY-DIS: 015950
 XXX-XX-6XXX-XX.458-X-XX-X-XX FILEID: C EDUCATION SERVICE CENTER, REG 20
 TIME RUN: 10:23:32 EOM/CURRENT INDICATOR:C

DATE RUN: 04/14/10
 PROGRAM : WFN5785
 PAGE NR.: 1

FND	FCT	OBJ	SO	ORG	PROGRAM	DESCRIPTION	APPROPRIATION	ENCUMBRANCE	EXPENDITURE	BALANCE
205	11	6119	00	458	024000	PROFESSIONAL, FULL-TIME	11,081.00-	4,617.00	6,463.80	0.20-
205	11	6141	00	458	024000	SOCIAL SECURITY/MEDICARE	822.00-	342.08	479.01	0.91-
205	11	6142	00	458	024000	HEALTH INSURANCE	503.00-	209.25	292.95	0.80-
205	11	6143	00	458	024000	WORKER'S COMPENSATION	40.00-	16.60	23.24	0.16-
205	11	6145	00	458	024000	UNEMPLOYMENT COMPENSATION	6.00-	0.00	5.95	0.05-
205	11	6146	00	458	024000	TRS FEDERAL	897.00-	378.32	518.44	0.24-
205	11	6219	00	458	024000	OTHER PROF. CONTRACT SERV	4,521.00-	0.00	2,575.00	1,946.00-
205	11	6399	00	458	024000	GENERAL SUPPLIES	1,807.00-	0.00	763.40	1,043.60-
205	11	6411	00	458	024000	EMPLOYEE TRAVEL	1,484.00-	0.00	1,483.50	0.50-
205	11	6419	00	458	024000	NON-EMPLOYEE TRAVEL	1,664.00-	0.00	1,293.10	370.90-
205	13	6119	00	458	024000	PROFESSIONAL, FULL-TIME	4,922.00-	2,050.75	2,871.05	0.20-
205	13	6141	00	458	024000	SOCIAL SECURITY/MEDICARE	377.00-	156.88	219.59	0.53-
205	13	6143	00	458	024000	WORKER'S COMPENSATION	18.00-	7.35	10.29	0.36-
205	13	6145	00	458	024000	UNEMPLOYMENT COMPENSATION	2.00-	0.00	1.97	0.03-
205	13	6146	00	458	024000	TRS FEDERAL	399.00-	168.06	230.30	0.64-
205	51	6256	00	458	024000	CENTERWIDE NETWORK	327.00-	0.00	327.00	0.00
205	51	6264	00	458	024000	BUILDING USE	493.00-	0.00	493.00	0.00
*** TOTAL FOR FUND 205 ***							29,363.00-	7,946.29	18,051.59	3,365.12-
208	11	6146	00	458	324000	TRS FEDERAL	0.00	0.00	0.00	0.00
*** TOTAL FOR FUND 208 ***							0.00	0.00	0.00	0.00
*** FINAL TOTAL ***							29,363.00-	7,946.29	18,051.59	3,365.12-

3,365.12-

Head Start Program

Education Service Center, Region 20

Policy Council Report

Monthly Credit Card Expenditures

Month	Purchase Description	Wal-Mart	HEB	Home Depot	Sam's
9-17-09	Miscellaneous classroom supplies	\$54.03	0	0	0
10-15-09	Supplies for parent meetings and activities, classroom supplies and snacks for parent trainings.	\$439.55	\$68.76	0	0
11-19-09	Supplies for parent, teacher, FSA and certification trainings.	\$914.58	0	0	\$260.50
01-21-10	Supplies for parent, teacher, FSA and certification trainings.	\$952.93	0	0	\$468.00
02-18-10	Supplies for parent, teacher, FSA and certification trainings.	\$1,313.14	\$33.51	0	0
03-11-10	Supplies for parent, teacher, FSA and certification trainings.	\$675.05	\$53.03	0	0
04-15-11	Supplies for parent, teacher, FSA and certification trainings.	\$873.61	134.33	0	0