



SOUTH SAN ANTONIO INDEPENDENT SCHOOL DISTRICT

Agenda Item Summary

Meeting Date: February 19, 2020

Purpose: X Presentation/Report [] Recognition [] Discussion/ Possible Action

[] Closed/Executive Session [] Work Session [] Discussion Only [] Consent

From: Amy Shields - Director of Teaching and Learning, Brad Cloud - Library Coordinator

Item Title: Report on the State of South San ISD Libraries

Description: Report on the state of libraries across the district, including average age of book collections, the current physical conditions of SSAISD libraries and proposed improvements for the 2020-2021 school year.

Historical Data: The most recent pattern of significant purchasing occurred in the 1990's.

Recommendation: Report only

District Goal/Strategy:

Strategy 1 We will engage all school community members through transparency and effective communication to promote a positive perception and create a strong brand.

Funding Budget Code and Amount: N/A



APPROVED BY: SIGNATURE DATE

Chief Officer: _____

CFO Funding Approval: _____

Superintendent: [Signature] [Signature] 2.12.2020

State of South San ISD Libraries





Hello!

Amy Shields

Director of Teaching and Learning




Hello!


Brad Cloud

Coordinator, Library and Media Services and
Instructional Technology

**Thank You for Supporting
South San Libraries!**



The Importance of Reading



READING MATTERS!

HERE'S THE IMPACT OF READING 20 MINUTES PER DAY

A STUDENT WHO READS



WILL BE EXPOSED TO

1,800,000
WORDS PER YEAR

282,000
WORDS PER YEAR

8,000
WORDS PER YEAR

AND CAN SCORE IN THE



ON STANDARDIZED TESTS!



English Language Arts and Reading TEKS

K-8

Developing and sustaining foundational language skills: listening, speaking, reading, writing, and thinking--self-sustained reading. The student reads grade-appropriate texts independently. The student is expected to **self-select text and read independently for a sustained period of time.**

Comprehension skills: listening, speaking, reading, writing, and thinking using **multiple texts.** The student uses metacognitive skills to both develop and deepen comprehension of increasingly complex texts.




**More and more research
indicates that students
comprehend more when
reading on paper vs. a digital
reader.**

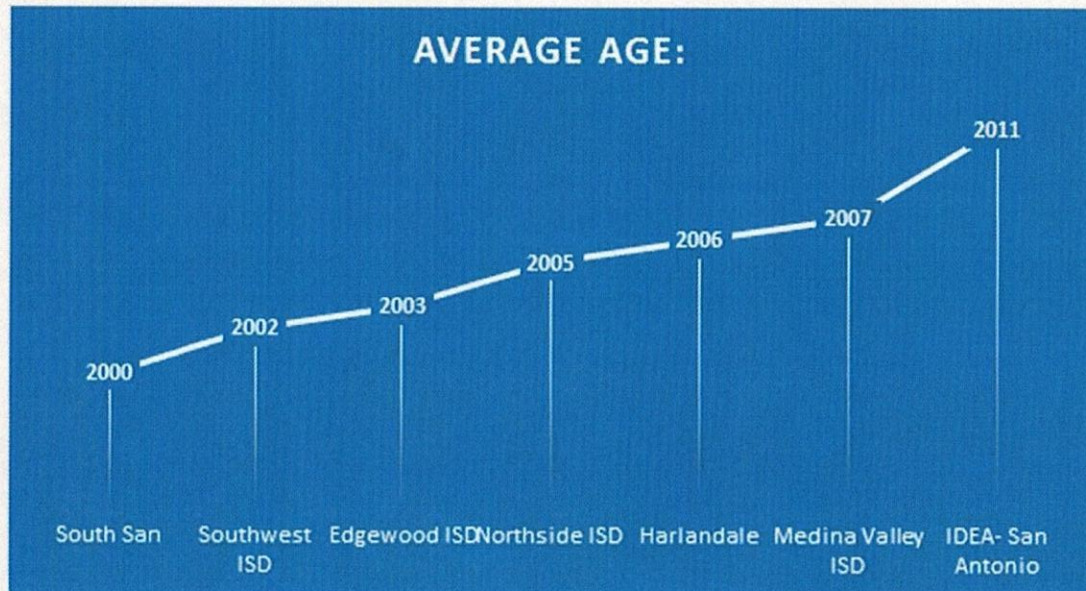


Texas School Libraries Mission

Certified librarians and trained staff nurture a culture of literacy and inquiry throughout the school community. An integral part of instructional teams, librarians are instructional specialists who collaborate with teachers on curriculum design and delivery. They **maintain a professionally developed collection of print and digital materials** and assist learners in locating resources that match their academic and personal interests. Librarians model and teach information literacy and digital citizenship, empowering learners to make ethical, informed choices in an increasingly complex and evolving global environment.



Average Age of Library Books



Average Age:	
South San	2000
Southwest ISD	2002
Edgewood ISD	2003
Northside ISD	2005
Harlandale	2006
Medina Valley ISD	2007
IDEA- San Antonio	2011



Comparison of Local Districts

District	Average Age	Yearly Budget	Number of Schools	\$ Per Student
South San	2000	\$18,459	16	\$2.17
Southwest	2002	\$161,259	17	\$11.12
Edgewood	2003	Not Available	17	Not Available
Northside	2005	See below	120	See below
Harlandale	2006	\$188,482	19	\$12.43
Medina Valley	2007	\$73,000	7	\$13.27
IDEA	2011	Not Available	N/A	N/A

Northside Budget Parameters

Elementary	12.72 per student
Middle	12.75 per student
High	16.92 per student




Where We Are - Where We Hope to Be

STANDARDS	DISTINGUISHED (5)	ACCOMPLISHED (4)	PROFICIENT (3)	DEVELOPING (2)	IMPROVEMENT NEEDED (1)
Age of Collection	Average 10 years or newer	Average 12 years or newer	Average 14 years or newer	Average 16 years or newer	Older than 16 years
Number of items in collection (Elementary)	15,000 items or 18 items/student, whichever is greater	13,000 items or 16 items/student	11,000 items or 14 items/student	9,000 items or 12 items/student	less than 7,000 items or fewer than 12 items/student
Number of items in collection (Secondary)	13,000 items or 16 items/student, whichever is greater	12,000 items or 14 items/student	10,000 items or 12 items/student	8,000 items or 10 items/student	less than 8,000 items or fewer than 10 items/student
Number of Digital Items in collection (Elementary)	2,600 items or 80% print, 20% digital ratio	20% of items in collection are digital	15% of items in collection are digital	10% of items in collection are digital	No digital collection
Number of Digital Items in collection (Secondary)	3,600 items or 60% print, 40% digital ratio	30% of items in collection are digital	20% of items in collection are digital	15% of items in collection are digital	No digital collection
Refresh: Weeded and added	At least 5% of collection is refreshed annually	At least 4% of collection is refreshed annually	At least 3% of collection is refreshed annually	At least 2% of collection is refreshed annually	At least 1% or less is refreshed annually
Circulation (Elementary)	70 items/student per year	50 items/student per year	30 items/student per year	20 items/student per year	20 or less items/student per year
Circulation (Secondary)	18 items/student per year	15 items/student per year	12 items/student per year	10 items/student per year	less than 6 items/student per year
Budget	\$20 X ADA	\$18 X ADA	\$12 X ADA	\$8 X ADA or less	\$6 or less X ADA

Where we are

Where We Hope to Be



Recommended Book to Student Ratio (Proficient Rating)

- Elementary Level - 14 items per student
- Secondary Level - 12 items per student



South San's Ratio By Campus


School Name	Total Items in Collection	School Enrollment	Current Items per Student	Current Average Age
Athens Elem School	3,676	215	17.10	2012
Five Palms Elem Sch	11,985	480	24.97	1999
Frank Madia Elem School	11,926	720	16.56	2000
Hutchins Elem School	10,030	550	18.24	2001
Kindred Elem School	12,446	360	34.57	1997
Miguel Carrillo Jr Elem School	13,007	460	28.28	1999
Neil Armstrong Sch Lib	12,158	450	27.02	1998
Palo Alto Elem School	15,522	500	31.04	1998
Price Elem School	9,552	512	18.66	2001
Roy Benavidez Elem School	15,371	620	24.79	1997
Abraham Kazen Mdl School	3,713	202	18.38	2012
Alan B Shepard Mdl School	10,905	593	18.39	1999
Dwight Middle School	13,357	625	21.37	2000
Zamora Mdl School	10,786	725	14.88	2002
South San Antonio High School	18,511	2,700	6.86	1994

Our ratio is actually pretty good (other than South San High), but it's primarily due to the lack of "weeding" (removing outdated books from the collection).




Our Approach

- Weed (remove outdated books)
- Add (purchase new books)



Goal

South San ISD library book collections will move from the “improvement needed” to the “proficient” classification within 5 calendar years, with an intended result of increased literacy levels. Each library will also receive a full furniture refresh in this time period (excluding Kazen and Athens).



A decorative border of various colored pencils (red, purple, blue, green, yellow, black) surrounds the central text on a light beige background.

**Estimated
Investment**


\$1,000,000*
over 3-5 years

***Followed by a yearly
budget increase for
maintenance/improvement**

Credits

Special thanks to all the people who made and released these awesome resources for free:

- X Presentation template by [SlidesCarnival](#)
- X Photographs by [Unsplash](#)



Where do you fit in with the new Texas Library Standards?

MISSION OF TEXAS SCHOOL LIBRARIES

Certified librarians and trained staff nurture a culture of literacy and inquiry throughout the school community.

An integral part of instructional teams, librarians are teachers who collaborate with teachers on curriculum design and delivery. They maintain a professionally developed collection of print and digital materials and assist learners in locating resources that match their academic and personal interests. Librarians model and

teach information literacy and digital citizenship, empowering learners to make ethical, informed choices in an increasingly complex and evolving global environment.

STANDARDS	DISTINGUISHED (5)	ACCOMPLISHED (4)	PROFICIENT (3)	DEVELOPING (2)	IMPROVEMENT NEEDED (1)
Age of Collection	Average 10 years or newer	Average 12 years or newer	Average 14 years or newer	Average 16 years or newer	Older than 16 years
Number of items in collection (Elementary)	15,000 items or 18 items/student, whichever is greater	13,000 items or 16 items/student	11,000 items or 14 items/student	9,000 items or 12 items/student	less than 7,000 items or fewer than 12 items/student
Number of items in collection (Secondary)	13,000 items or 16 items/student, whichever is greater	12,000 items or 14 items/student	10,000 items or 12 items/student	8,000 items or 10 items/student	less than 8,000 items or fewer than 10 items/student
Number of Digital Items in collection (Elementary)	2,600 items or 80% print, 20% digital ratio	20% of items in collection are digital	15% of items in collection are digital	10% of items in collection are digital	No digital collection
Number of Digital Items in collection (Secondary)	3,600 items or 60% print, 40% digital ratio	30% of items in collection are digital	20% of items in collection are digital	10% of items in collection are digital	No digital collection
Refresh: Weeded and added	At least 5% of collection is refreshed annually	At least 4% of collection is refreshed annually	At least 3% of collection is refreshed annually	At least 2% of collection is refreshed annually	At least 1% or less is refreshed annually
Circulation (Elementary)	70 items/student per year	50 items/student per year	30 items/student per year	20 items/student per year	20 or less items/student per year
Circulation (Secondary)	18 items/student per year	15 items/student per year	12 items/student per year	12 items/student per year	less than 6 items/student per year
Budget	\$20 X ADA	\$16 X ADA	\$12 X ADA	\$8 X ADA or less	\$6 or less X ADA

School Name	Type of School	Total Items in Collection	School Enrollment	Current Items per Student	Current Average Age	Current Goal Met	Proficient Standard Average Age	Proficient Standard Items per Student	Proficient Standard Minimum Number of Items	Proficient Standard Recommended Yearly Budget	Proficient Standard Total Items to Purchase	Proficient Standard Weeding Total	Proficient Standard Total Funds
Athens Elem School	Elementary School	3,676	215	17.10	2012	Improvement Needed	2005	14	11,000	\$3,655.00	7,324	0	\$124,508.00
Five Palms Elem Sch	Elementary School	11,985	480	24.97	1999	Improvement Needed	2005	14	11,000	\$8,160.00	2,344	3,329	\$39,848.00
Frank Madla Elem School	Elementary School	11,926	720	16.56	2000	Improvement Needed	2005	14	11,000	\$12,240.00	2,304	3,230	\$39,168.00
Hutchins Elem School	Elementary School	10,030	550	18.24	2001	Improvement Needed	2005	14	11,000	\$9,350.00	2,170	1,200	\$36,890.00
Kindred Elem School	Elementary School	12,446	360	34.57	1997	Improvement Needed	2005	14	11,000	\$6,120.00	2,782	4,228	\$47,294.00
Miguel Carrillo Jr Elem School	Elementary School	13,007	460	28.28	1999	Improvement Needed	2005	14	11,000	\$7,820.00	2,553	4,560	\$43,401.00
Neil Armstrong Sch Lib	Elementary School	12,158	450	27.02	1998	Improvement Needed	2005	14	11,000	\$7,650.00	2,825	3,983	\$48,025.00
Palo Alto Elem School	Elementary School	15,522	500	31.04	1998	Improvement Needed	2005	14	11,000	\$8,500.00	1,542	6,064	\$26,214.00
Price Elem School	Elementary School	9,552	512	18.66	2001	Improvement Needed	2005	14	11,000	\$8,704.00	2,230	782	\$37,910.00
Roy Benavidez Elem School	Elementary School	15,371	620	24.79	1997	Improvement Needed	2005	14	11,000	\$10,540.00	2,483	6,854	\$42,211.00
Abraham Kazen Mdl School	Middle School	3,713	202	18.38	2012	Improvement Needed	2005	12	10,000	\$3,434.00	6,287	0	\$106,879.00
Alan B Shepard Mdl School	Middle School	10,905	593	18.39	1999	Improvement Needed	2005	12	10,000	\$10,081.00	2,227	3,132	\$37,859.00
Dwight Middle School	Middle School	13,357	625	21.37	2000	Improvement Needed	2005	12	10,000	\$10,625.00	1,113	4,470	\$18,921.00
Zamora Mdl School	Middle School	10,786	725	14.88	2002	Improvement Needed	2005	12	10,000	\$12,325.00	1,098	1,884	\$18,666.00
South San Antonio High School	High School	18,511	2,700	6.86	1994	Improvement Needed	2005	12	10,000	\$45,900.00	15,292	1,403	\$259,964.00
											54,574	45,119	\$927,758.00

South San ISD

Library Budget Proposal

Goal:

This project takes South San ISD Libraries' book collection from "Improvement Needed" to "Proficient" within 5 years, while maintaining a proficient level by means of an increased annual budget per campus. Intended end result is enhanced literacy levels district-wide. Our goal will also include a complete "refresh" of furniture for the libraries to maintain an updated appearance and to provide for a more efficient use of space.

Direct Costs:

An initial investment of approximately \$1,000,000 is estimated to achieve the goal of "Proficient" level regarding district book collections and to refresh library furniture. We propose that this amount be spread across 5 years. This amounts to an annual investment of \$200,000. A continued annual district budget of \$127,500 (after the five year period) is proposed for maintaining the proficient level status. This figure is achieved by the following formula: 8,500 (ADA) X \$15 (average cost of a book). $8500 \times \$15 = \$127,500$. The current district budget for library books is approximately \$16,500. The annual difference between the two is \$111,000.

Strategy:

Proficient level will be reached with a combination of new book purchases as well as the "weeding" or removal of non-current books.

Anticipated Benefit:

Generally, South San ISD Library Services expects improved literacy levels for all campuses and grade levels as a result of a book collection update. Below are just a few of the specific anticipated benefits:

- Improved student vocabulary
- Increased comprehension levels
- Students better prepared for College, Career and/or Military
- Higher assessment rates

[Link to Collection Analysis Documents](#)