

Browning High School  
September Board Report  
2019

1, 2, 3, 4  
Browning Indians are the BEST  
Let's all fight for BHS!!

Mah piit

**B**lackfeet  
**H**ave PRIDE  
**S**how RESPECT

Be pikuni

**Principal Instructional Goals 2019-2020**

**Assessment Goals**

- Increase **Proficient** by 15% in Math on STARMath and Reading on ISIP by May 2020
- Decrease **Intensive** by 15% in Math on STARMath and Reading on ISIP by May 2020
- Increase writing scores in Benchmark by 15% on District Writing Assessment by February 2020
- Increase writing scores in students who raise scores 1 pt by 10 % on District Writing Assessment by February 2020
- Increase ACT scores by 10%
- Decrease behavioral incidents by 15% by May 2020
- Decrease 40+ attendance by 10% by May 2020
- Increase Graduation Rate 10% by May 2020

**Staff:**

Certified Attendance for **September**: % (We are currently working to get this report)

Classified Attendance for **September**: %

**BHS staff Perfect Attendance Total for September:** *Robert Bremner, Brian Harrell, Bill Huebsch, Lester Johnson, Brenda Johnston, Randy Rivas, Adrien Wagner, John McClure, Calvin McKay, Fran Racine, and Ed Running Rabbit*

**Students:**

Perfect Attendance for Year: Total: (We are currently working on this report)

95% or better for Year: Total:

Perfect Attendance for **September**: Total:

95% or better for **September**: Total:

**Enrollment:**

9<sup>th</sup> grade-148 10<sup>th</sup> grade-166 11<sup>th</sup> grade-150 12<sup>th</sup> grade-136 Total-600

**Percentages**

9<sup>th</sup> grade-81% 10<sup>th</sup> grade-76% 11<sup>th</sup> grade-80% 12<sup>th</sup> grade-84%

*BHS Student % for September: 80%*

**Home visits:** September: 6

**Referrals:** for September: 66 Total for year: 69

OSS:24

ISS:4

**Bullying Reports: September: 8**

**Court Referrals: September: 0**

**Absent, Transfer or Drop students: (we are working on this report)**

**Transcripts Requests: 41**

Ok!! BHS is off to a great start this year!

### OPI Site Visit with Liz Tuss

We were visited by Liz Tuss our OPI staff support. She met with administration, and Instructional coach. She also was able to accompany me on walkthroughs to make positive relations with staff. Administration has engagement, effective teaching and questioning strategies going on in classes.

### Math Site Visit with Mary Buck

#### **Overall Summary of Strengths:**

- Strong support by the Administrative Staff.
- All classrooms visited had routines and structures in place.
- Students were receptive to the consultant asking them questions and having them explain their thinking.
- All classrooms visited had a positive learning environment.
- All teachers observed, continually monitored the work of their students.
- Teachers were receptive to the suggestions made by the consultant.

#### **Suggestions to Enhance Teaching and Learning:**

- Increase the pace of the lesson. Possibly use a timer for student work.
- Construct vocabulary walls and anchor charts to facilitate students learning the correct mathematical vocabulary.

#### **Next Steps:**

- Provide teachers with vocabulary word cards that show the word, an example and a definition.

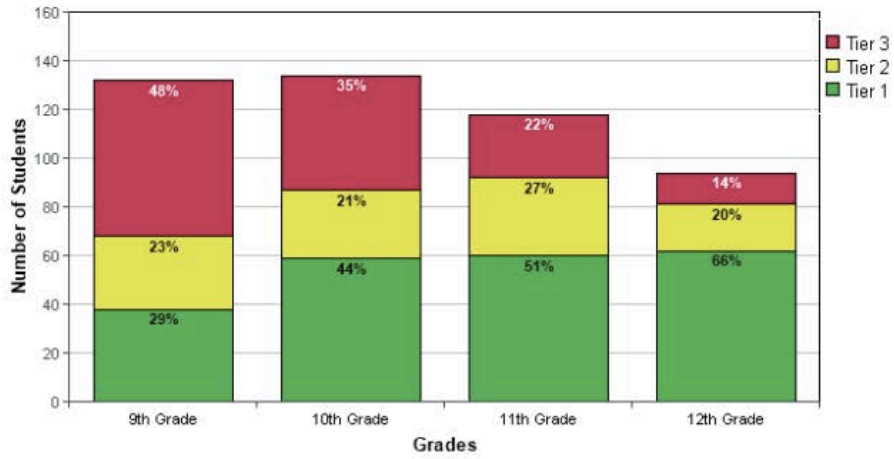
### Guests to BHS-Box Elder High School

On September 26, 2019 a fellow ILEAD colleague reached out to me to see if we could assist Box Elder students and chaperones. Since I was in Frenchtown for the Divisional Golf Tournament, I called Mr. Huebsch and Mrs. Lea Whitford to assist with our hospitality. Their field trip to Glacier was cancelled due to weather and wanted to tour our school. We were able to host them for an hour or two to tour the school and stop in and meet some classes. They were amazed at how we are utilizing native plants in our science and advisory classes. They were able to stop by BNAS and introduce themselves in their language as well as our students. What a wonderful opportunity for both schools!

#### ISIP testing-

**9th grade - 128/136 or 94% tested**  
**10th Grade - 133/146 or 91% tested**  
**11th Grade - 114/120 or 95% tested**  
**12th Grade - 92/96 or 96% tested**

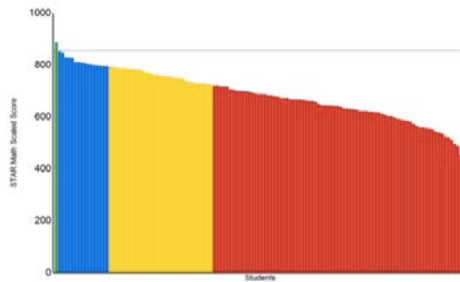
### All Grades - September 2019



## StarMath Testing

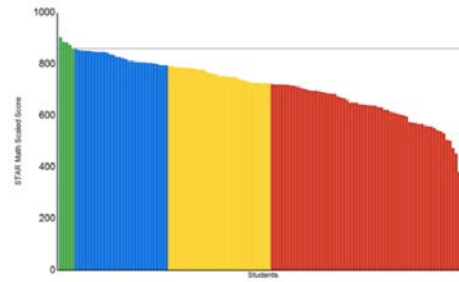
Grade Level/ Total # of Students	Total Students Enrolled in a Math class	Total Students Tested	Total Students NOT Tested during Fall Benchmark
9/ 148	144	129	15
10/ 166	149	130	19
11/ 150	114	101	13
12/ 136	61	43	18
600	468	403	65

Grade: 9



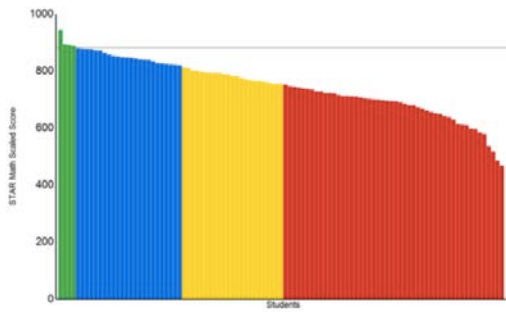
Categories / Levels	Benchmark		Students	
	Scaled Score	Percentile Rank	Number	Percent
<b>At/Above Benchmark</b>				
At/Above Benchmark	At/Above 856 SS	At/Above 70 PR	1	1%
Category Total			1	1%
<b>Below Benchmark</b>				
On Watch	Below 856 SS	Below 70 PR	16	12%
Intervention	Below 795 SS	Below 45 PR	33	26%
Urgent Intervention	Below 725 SS	Below 25 PR	79	61%
Category Total			128	99%
<b>Students Tested</b>			129	

Grade: 10



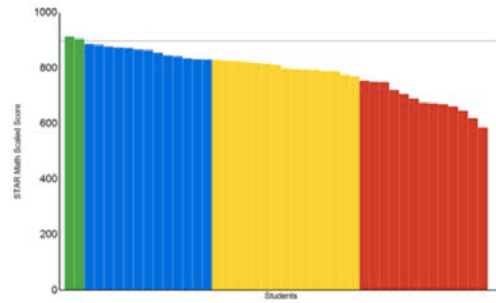
Categories / Levels	Benchmark		Students	
	Scaled Score	Percentile Rank	Number	Percent
<b>At/Above Benchmark</b>				
At/Above Benchmark	At/Above 860 SS	At/Above 70 PR	5	4%
Category Total			5	4%
<b>Below Benchmark</b>				
On Watch	Below 860 SS	Below 70 PR	30	23%
Intervention	Below 796 SS	Below 45 PR	33	25%
Urgent Intervention	Below 725 SS	Below 25 PR	62	48%
Category Total			125	96%
<b>Students Tested</b>			130	

Grade: 11



Categories / Levels	Benchmark		Students	
	Scaled Score	Percentile Rank	Number	Percent
<b>At/Above Benchmark</b>				
At/Above Benchmark	At/Above 882 SS	At/Above 70 PR	4	4%
Category Total			4	4%
<b>Below Benchmark</b>				
On Watch	Below 882 SS	Below 70 PR	24	24%
Intervention	Below 817 SS	Below 45 PR	23	23%
Urgent Intervention	Below 754 SS	Below 25 PR	50	50%
Category Total			97	96%
Students Tested			101	

Grade: 12



Categories / Levels	Benchmark		Students	
	Scaled Score	Percentile Rank	Number	Percent
<b>At/Above Benchmark</b>				
At/Above Benchmark	At/Above 899 SS	At/Above 70 PR	2	5%
Category Total			2	5%
<b>Below Benchmark</b>				
On Watch	Below 899 SS	Below 70 PR	13	30%
Intervention	Below 832 SS	Below 45 PR	15	35%
Urgent Intervention	Below 770 SS	Below 25 PR	13	30%
Category Total			41	95%
Students Tested			43	


We are pretty proud of the turnout for testing for our Benchmark Assessments.

### Sports-

BHS administration has been at all home sporting events assisting the Activities Department. We are very proud of our student athletes. Mrs. Wagner has contacted all sports teams (Cheerleaders, Band, VB, FB, Golf and XC) during their games, and matches-on the bus or at their event. She is needing to see XC run and will be at the State meet.

### Family Consumer Science

While the FCS room is under construction they are working on cooking safety, finance and basics of hand sewing. The students are anxious to get into their classroom so they can begin cooking.



We welcome you to stop out to BHS and acknowledge the positives we have going on here at BHS!

