



MONTHLY INVESTMENT REPORT

Collin County College

JULY 31, 2023



MEEDER

PUBLIC FUNDS

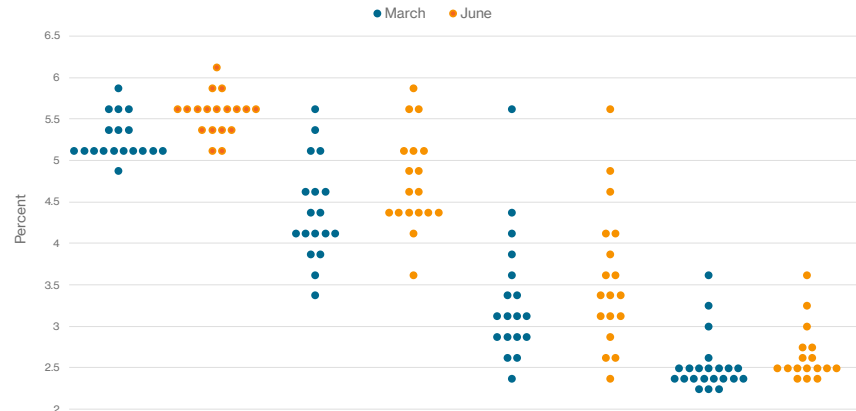
A Fed Pause (For Now?)

For what might be the last time in the current rate hiking cycle, the Federal Open Market Committee voted to raise rates at the July meeting. At the press conference following the release, Chairman Jerome Powell iterated that the future path of rates is not set and that the future path of rate changes is data dependent. Recent economic data shows that, to date, the economy has been resilient in the face of the historic rate hiking cycle, albeit at a slower pace. With the target range for the federal funds rate now at 5.25% - 5.50%, market participants are now looking to the economy for insight into the Federal Reserve's next move.

The July jobs report showed nonfarm payrolls increased by 209,000 in June, marking the first time in 15 months that the increase was less than the consensus estimate. The increase is still well above the 20-year average of 108,000 but is evidence that the labor market is coming into balance. Total labor force participation held steady at 62.6%, but the prime labor force participation rate increased to 83.5%, its highest level in 20 years. The prime labor force participation rate measures the participation of workers between the ages of 25 – 54. This expansion in the prime labor supply is a welcome sign for a Federal Reserve keen on loosening the tight labor market.

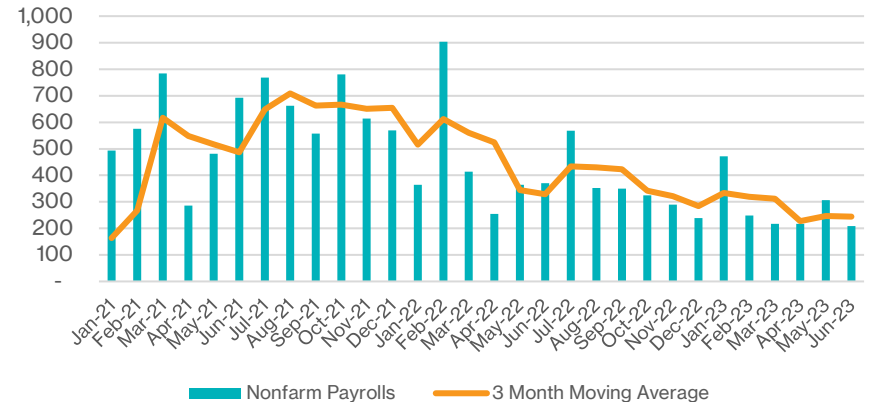
Likewise, inflation data pointed to a moderation in prices. On a year-over-year (YoY) basis, headline CPI increased by 3% in June while core CPI increased by 4.8%. Core CPI strips out food and energy prices; the fall in energy prices over the last several months has led to the divergence between the two measures. Over the last month, both headline and core CPI increased by 0.2%. This is the smallest monthly core CPI increase since August 2021, led lower by an 8.1% monthly decline in airfare and a 0.5% drop in used vehicle prices. One data point does not make a trend, and the Federal Reserve and market makers will be keenly watching the upcoming CPI releases for evidence that price increases are consistently slowing.

DOT PLOT COMPARISON



SOURCE: BLOOMBERG

TRENDS IN THE LABOR MARKET



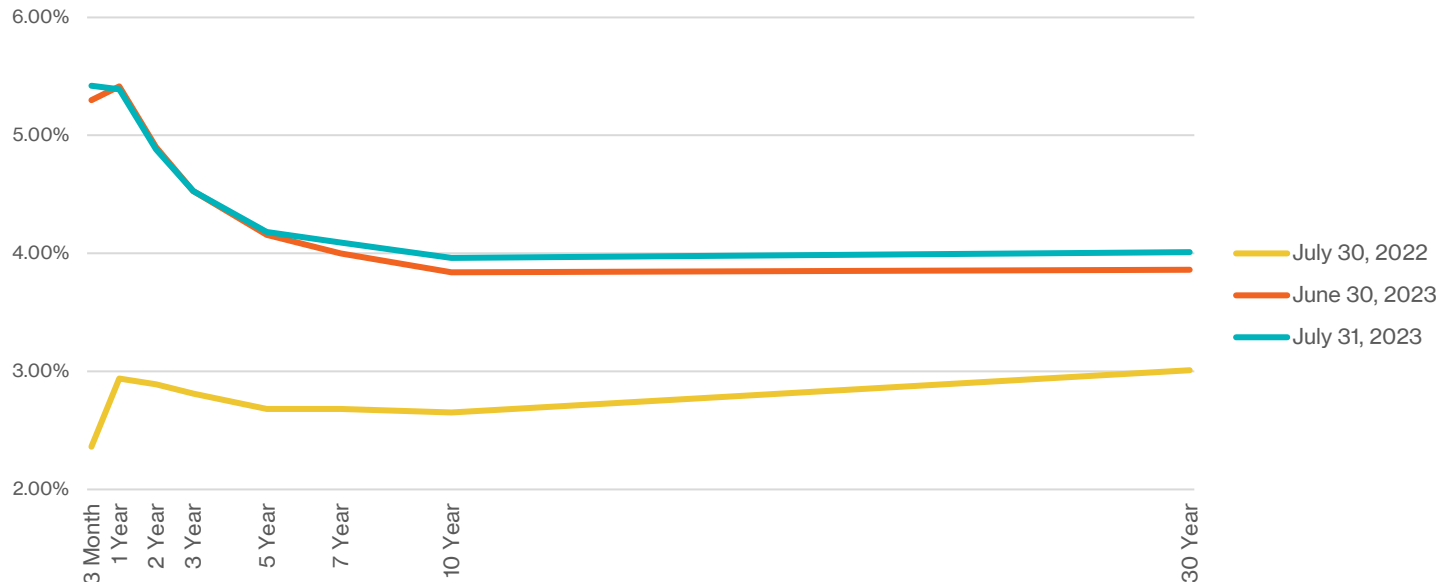
SOURCE: BLOOMBERG

Rates Move Higher

Following the FOMC's decision, markets are pricing in no rate changes for the rest of the month as markets believe the Federal Reserve is content leaving rates where they are, and that economic data will support not hiking again. Markets have pushed pricing for cuts into mid-2024 as recession fears have waned. Treasury rates bounced throughout the month but ended the month mostly where they began. The 2 Year US Treasury yield decreased 0.02% to 4.88%, and the 5 Year US Treasury yield increased 0.02% to 4.18%. Long-term treasury rates are more reflective of the market's outlook on growth. The 10 Year US Treasury yield increased by 0.16% to 3.96%, steeping the curve some. At the end of July, the yield curve was still inverted by 0.92% as markets anticipate the Federal Reserve to cut rates in the future.

With recession fears fading and issuance remaining constrained, spreads on credit products, including corporate bonds, commercial paper, and municipal bonds, ground tighter in July. Spreads on agency bonds widened marginally as issuance stayed elevated during the month. We will continue to look to add value by picking up incremental yield on high-quality bonds. Although the yield curve is still inverted, adding duration and buying at current yields will benefit portfolio income when the yield curve eventually normalizes, and rates fall when this hiking cycle ends.

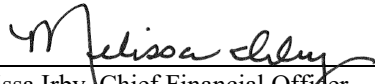
US Treasury Yield Curve



Collin County Community College District
 Monthly Investment Report
 July 1, 2023 – July 31, 2023

Portfolio Summary Management Report


| | | | |
|--|----------------|---|----------------|
| <u>Portfolio as of 06/30/23:</u> | | <u>Portfolio as of 07/31/23:</u> | |
| Beginning Book Value | \$ 439,272,426 | Ending Book Value | \$ 433,620,991 |
| Beginning Market Value | \$ 435,667,747 | Ending Market Value | \$ 430,230,638 |
| | | Unrealized Gain/Loss | \$ (3,390,353) |
| WAM at Beginning Period Date ¹ | 194 days | WAM at Ending Period Date ¹ | 201 days |
| <i>(Decrease in market value is due to seasonal cash outflows)</i> | | Change in Market Value ² | \$ (5,437,109) |
| Average Yield to Maturity for period | | 4.478% | |
| Average Yield 3 Month Treasury Bill for period | | 5.490% | |



 Melissa Irby, Chief Financial Officer
 Collin County Community College District



 Julie Bradley, Associate V.P. - Controller
 Collin County Community College District



 Barbara Johnston, Associate V.P.
 Collin County Community College District

¹ WAM – weighted average maturity

² “Change in Market Value” is required data, but will primarily reflect the receipt and expenditure of the District’s funds from month to month. *Patterson & Associates* has assisted in the preparation of this consolidated investment report, with additional input provided by CCCCDC.

Your Portfolio

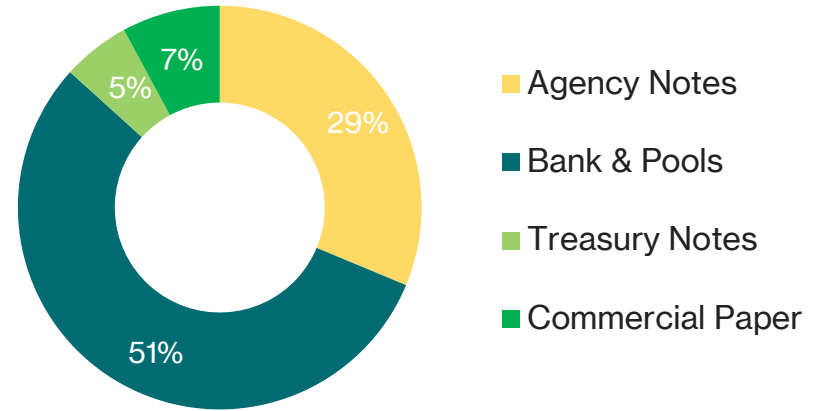
As of July 31, 2023

Your Portfolio Statistics

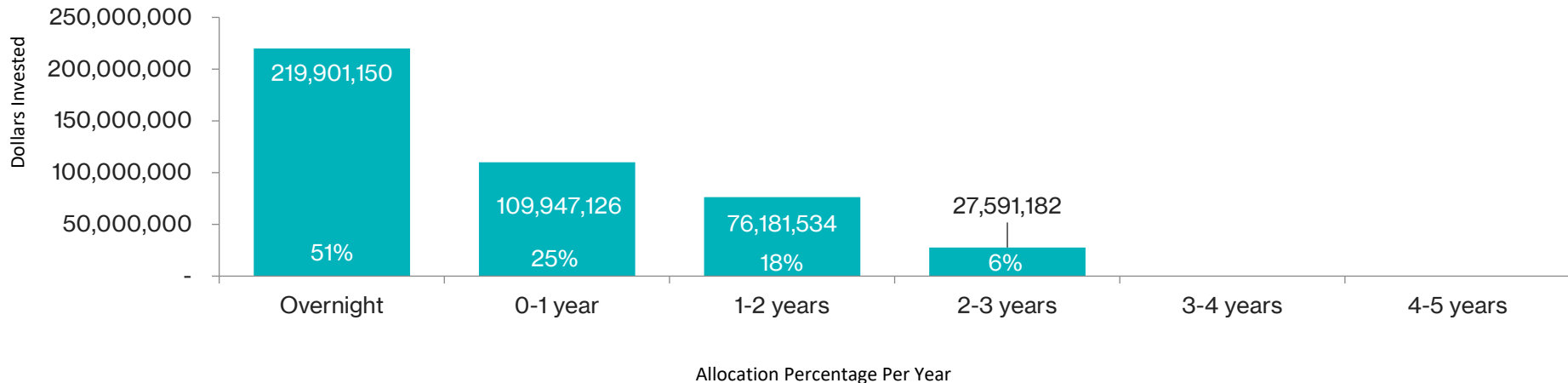
Weighted Average Maturity 0.55 years

Weighted Average Yield (All Funds) 4.48%

Your Asset Allocation



Your Maturity Distribution





Collin Co Comm College Dist.
Portfolio Management
Portfolio Summary
July 31, 2023

Meeder Public Funds
 901 S. MoPac
 Suite 300
 Austin, TX 78746
 -

| Investments | Par Value | Market Value | Book Value | % of Portfolio | Term | Days to Maturity | YTM 365 Equiv. |
|------------------------------------|-----------------------|-----------------------|-----------------------|-----------------------|-------------|-------------------------|-----------------------|
| Commercial Paper Disc. -Amortizing | 70,000,000.00 | 68,030,350.00 | 68,092,097.24 | 15.70 | 253 | 180 | 5.709 |
| Federal Agency Coupon Securities | 125,000,000.00 | 121,250,348.93 | 124,110,330.23 | 28.62 | 934 | 542 | 2.973 |
| Treasury Coupon Securities | 22,000,000.00 | 21,048,789.08 | 21,517,413.71 | 4.96 | 788 | 346 | 2.705 |
| TexStar | 41,312,123.99 | 41,312,123.99 | 41,312,123.99 | 9.53 | 1 | 1 | 5.115 |
| Texpool | 173,135,821.74 | 173,135,821.74 | 173,135,821.74 | 39.93 | 1 | 1 | 5.124 |
| JPMorgan Chase | 93,207.54 | 93,207.54 | 93,207.54 | 0.02 | 1 | 1 | 0.000 |
| Texas Range | 5,359,996.76 | 5,359,996.76 | 5,359,996.76 | 1.24 | 1 | 1 | 5.150 |
| | 436,901,150.03 | 430,230,638.04 | 433,620,991.21 | 100.00% | 347 | 201 | 4.478 |

| Cash and Accrued Interest | | | | | | |
|-----------------------------------|-----------------------|-----------------------|-----------------------|--|------------|------------------|
| Accrued Interest at Purchase | | 30,150.00 | 30,150.00 | | | |
| Subtotal | | 30,150.00 | 30,150.00 | | | |
| Total Cash and Investments | 436,901,150.03 | 430,260,788.04 | 433,651,141.21 | | 347 | 201 4.478 |

| Total Earnings | July 31 Month Ending | Fiscal Year To Date |
|-----------------------|-----------------------------|----------------------------|
| Current Year | 1,641,039.40 | 14,712,718.87 |

..



**Collin Co Comm College Dist.
Summary by Type
July 31, 2023
Grouped by Fund**

Meeder Public Funds
901 S. MoPac
Suite 300
Austin, TX 78746
-

| Security Type | Number of Investments | Par Value | Book Value | % of Portfolio | Average YTM 365 | Average Days to Maturity |
|------------------------------------|-----------------------|-----------------------|-----------------------|----------------|-----------------|--------------------------|
| Fund: Building | | | | | | |
| Commercial Paper Disc. -Amortizing | 3 | 25,000,000.00 | 24,423,238.88 | 5.63 | 5.572 | 157 |
| Federal Agency Coupon Securities | 7 | 50,000,000.00 | 49,764,441.56 | 11.48 | 2.513 | 491 |
| Treasury Coupon Securities | 1 | 5,000,000.00 | 4,936,410.22 | 1.14 | 2.467 | 396 |
| Texpool | 1 | 5,810,950.20 | 5,810,950.20 | 1.34 | 5.124 | 1 |
| TexStar | 1 | 29,498,194.87 | 29,498,194.87 | 6.80 | 5.115 | 1 |
| Subtotal | 13 | 115,309,145.07 | 114,433,235.73 | 26.39 | 3.967 | 264 |
| Fund: 2020 Bond Series | | | | | | |
| Texpool | 1 | 31,975,431.41 | 31,975,431.41 | 7.37 | 5.124 | 1 |
| Subtotal | 1 | 31,975,431.41 | 31,975,431.41 | 7.37 | 5.124 | 1 |
| Fund: Debt Service | | | | | | |
| Texas Range | 1 | 0.00 | 0.00 | 0.00 | 0.000 | 0 |
| Texpool | 1 | 38,868,872.90 | 38,868,872.90 | 8.96 | 5.124 | 1 |
| Subtotal | 2 | 38,868,872.90 | 38,868,872.90 | 8.96 | 5.124 | 1 |
| Fund: Operating | | | | | | |
| Federal Agency Coupon Securities | 9 | 55,000,000.00 | 54,327,318.25 | 12.53 | 2.914 | 500 |
| JPMorgan Chase | 1 | 93,207.54 | 93,207.54 | 0.02 | 0.000 | 1 |
| Treasury Coupon Securities | 3 | 17,000,000.00 | 16,581,003.49 | 3.82 | 2.775 | 331 |
| Texas Range | 1 | 5,359,996.76 | 5,359,996.76 | 1.24 | 5.150 | 1 |
| Texpool | 1 | 79,373,641.97 | 79,373,641.97 | 18.30 | 5.124 | 1 |
| TexStar | 1 | 11,813,929.12 | 11,813,929.12 | 2.72 | 5.115 | 1 |
| Commercial Paper Disc. -Amortizing | 3 | 25,000,000.00 | 24,225,472.22 | 5.59 | 5.803 | 202 |
| Subtotal | 19 | 193,640,775.39 | 191,774,569.35 | 44.22 | 4.378 | 196 |
| Fund: Stabilization | | | | | | |
| Federal Agency Coupon Securities | 3 | 20,000,000.00 | 20,018,570.42 | 4.62 | 4.277 | 786 |

Collin Co Comm College Dist.
 Summary by Type
 July 31, 2023
 Grouped by Fund

| Security Type | Number of Investments | Par Value | Book Value | % of Portfolio | Average YTM 365 | Average Days to Maturity |
|------------------------------------|--------------------------|-----------------------|-----------------------|-------------------|--------------------|-----------------------------|
| Fund: Stabilization | | | | | | |
| Commercial Paper Disc. -Amortizing | 2 | 20,000,000.00 | 19,443,386.14 | 4.48 | 5.765 | 182 |
| Texpool | 1 | 17,106,925.26 | 17,106,925.26 | 3.95 | 5.124 | 1 |
| Subtotal | 6 | 57,106,925.26 | 56,568,881.82 | 13.05 | 5.044 | 341 |
| Total and Average | 41 | 436,901,150.03 | 433,620,991.21 | 100.00 | 4.478 | 201 |



**Collin Co Comm College Dist.
Fund BLDG - Building
Investments by Fund
July 31, 2023**

Meeder Public Funds
901 S. MoPac
Suite 300
Austin, TX 78746
-

| CUSIP | Investment # | Issuer | Purchase Date | Book Value | Par Value | Market Value | Current Rate | YTM 360 | YTM 365 | Maturity Date | Days To Maturity |
|---|--------------|-------------------------|---------------|-----------------------|-----------------------|-----------------------|--------------|--------------|--------------|---------------|------------------|
| Commercial Paper Disc. -Amortizing | | | | | | | | | | | |
| 22533UXT5 | 10202 | Credit Agricole CP | 03/02/2023 | 4,938,133.33 | 5,000,000.00 | 4,933,360.00 | | 5.382 | 5.457 | 10/27/2023 | 87 |
| 40060WAA0 | 10209 | GTA Funding CP | 07/18/2023 | 9,749,350.00 | 10,000,000.00 | 9,744,720.00 | | 5.725 | 5.805 | 01/10/2024 | 162 |
| 78009AB52 | 10205 | Royal Bank of Canada CP | 05/15/2023 | 9,735,755.55 | 10,000,000.00 | 9,706,210.00 | | 5.323 | 5.397 | 02/05/2024 | 188 |
| Subtotal and Average | | | | 24,423,238.88 | 25,000,000.00 | 24,384,290.00 | | 5.496 | 5.572 | | 157 |
| Federal Agency Coupon Securities | | | | | | | | | | | |
| 3133EN5Q9 | 10197 | FFCB Note | 01/11/2023 | 5,009,889.15 | 5,000,000.00 | 4,947,343.05 | 4.500 | 4.295 | 4.355 | 01/10/2025 | 528 |
| 3130ATUC9 | 10196 | FHLB Note | 01/10/2023 | 10,087,769.49 | 10,000,000.00 | 9,950,327.80 | 4.500 | 4.041 | 4.098 | 12/12/2025 | 864 |
| 3130ALJ70 | 10172 | FHLB Call Note | 03/12/2021 | 5,000,000.00 | 5,000,000.00 | 4,839,973.20 | 0.400 | 0.394 | 0.400 | 03/12/2024 | 224 |
| 3130AMT85 | 10175 | FHLB Call Note | 06/28/2021 | 10,000,000.00 | 10,000,000.00 | 9,534,574.40 | 0.400 | 0.394 | 0.400 | 06/28/2024 | 332 |
| 3130ANNS5 | 10176 | FHLB Call Note | 08/30/2021 | 5,000,000.00 | 5,000,000.00 | 4,732,618.55 | 0.500 | 0.493 | 0.500 | 08/28/2024 | 393 |
| 3130AOCM3 | 10178 | FHLB Call Note | 12/20/2021 | 5,000,000.00 | 5,000,000.00 | 4,698,052.85 | 1.000 | 0.986 | 1.000 | 12/20/2024 | 507 |
| 3130ARD24 | 10206 | FHLB Call Note | 05/24/2023 | 9,666,782.92 | 10,000,000.00 | 9,594,077.50 | 2.010 | 4.940 | 5.008 | 09/30/2024 | 426 |
| Subtotal and Average | | | | 49,764,441.56 | 50,000,000.00 | 48,296,967.35 | | 2.479 | 2.513 | | 490 |
| Treasury Coupon Securities | | | | | | | | | | | |
| 912828YE4 | 10179 | T Note | 04/18/2022 | 4,936,410.22 | 5,000,000.00 | 4,784,765.60 | 1.250 | 2.432 | 2.466 | 08/31/2024 | 396 |
| Subtotal and Average | | | | 4,936,410.22 | 5,000,000.00 | 4,784,765.60 | | 2.433 | 2.467 | | 396 |
| TexStar | | | | | | | | | | | |
| 2450 | 10007 | TexStar | 02/01/2016 | 29,498,194.87 | 29,498,194.87 | 29,498,194.87 | 5.115 | 5.044 | 5.114 | | 1 |
| Subtotal and Average | | | | 29,498,194.87 | 29,498,194.87 | 29,498,194.87 | | 5.045 | 5.115 | | 1 |
| Texpool | | | | | | | | | | | |
| 700001 | 10009 | Texpool | 02/01/2016 | 5,810,950.20 | 5,810,950.20 | 5,810,950.20 | 5.124 | 5.053 | 5.123 | | 1 |
| Subtotal and Average | | | | 5,810,950.20 | 5,810,950.20 | 5,810,950.20 | | 5.054 | 5.124 | | 1 |
| Total Investments and Average | | | | 114,433,235.73 | 115,309,145.07 | 112,775,168.02 | | 3.913 | 3.967 | | 264 |

**Fund BOND20 - 2020 Bond Series
Investments by Fund
July 31, 2023**

| CUSIP | Investment # | Issuer | Purchase Date | Book Value | Par Value | Market Value | Current Rate | YTM 360 | YTM 365 | Maturity Days To Date Maturity |
|--------------------------------------|--------------|---------|---------------|----------------------|----------------------|----------------------|--------------|--------------|--------------|--------------------------------|
| Texpool | | | | | | | | | | |
| 700006A | 10164 | Texpool | 04/29/2020 | 31,975,431.41 | 31,975,431.41 | 31,975,431.41 | 5.124 | 5.053 | 5.123 | 1 |
| Subtotal and Average | | | | 31,975,431.41 | 31,975,431.41 | 31,975,431.41 | | 5.054 | 5.124 | 1 |
| Total Investments and Average | | | | 31,975,431.41 | 31,975,431.41 | 31,975,431.41 | | 5.054 | 5.124 | 1 |

**Fund DS - Debt Service
Investments by Fund
July 31, 2023**

| CUSIP | Investment # | Issuer | Purchase Date | Book Value | Par Value | Market Value | Current Rate | YTM 360 | YTM 365 | Maturity Days To Date Maturity |
|--------------------------------------|--------------|------------|---------------|----------------------|----------------------|----------------------|--------------|--------------|--------------|--------------------------------|
| Texpool | | | | | | | | | | |
| 700004 | 10010 | Texpool | 02/01/2016 | 38,868,872.90 | 38,868,872.90 | 38,868,872.90 | 5.124 | 5.053 | 5.123 | 1 |
| Subtotal and Average | | | | 38,868,872.90 | 38,868,872.90 | 38,868,872.90 | | 5.054 | 5.124 | 1 |
| Texas Range | | | | | | | | | | |
| 1291-01 | 10141 | TexasDAILY | 02/04/2019 | 0.00 | 0.00 | 0.00 | | | | 1 |
| Subtotal and Average | | | | 0.00 | 0.00 | 0.00 | | 0.000 | 0.000 | 0 |
| Total Investments and Average | | | | 38,868,872.90 | 38,868,872.90 | 38,868,872.90 | | 5.054 | 5.124 | 1 |

**Fund OPER - Operating
Investments by Fund
July 31, 2023**

| CUSIP | Investment # | Issuer | Purchase Date | Book Value | Par Value | Market Value | Current Rate | YTM 360 | YTM 365 | Maturity Date | Days To Maturity |
|---|--------------|--------------------------------|---------------|----------------------|----------------------|----------------------|--------------|--------------|--------------|---------------|------------------|
| Commercial Paper Disc. -Amortizing | | | | | | | | | | | |
| 78015CDJ8 | 10211 | Royal Bank of Canada CP | 07/18/2023 | 9,595,450.00 | 10,000,000.00 | 9,595,450.00 | | 5.893 | 5.975 | 04/18/2024 | 261 |
| 87019SYQ1 | 10203 | Swedbank CP | 03/02/2023 | 9,834,527.78 | 10,000,000.00 | 9,822,610.00 | | 5.454 | 5.529 | 11/24/2023 | 115 |
| 89233GDK9 | 10212 | Toyota Motor Credit Corp CP | 07/24/2023 | 4,795,494.44 | 5,000,000.00 | 4,797,120.00 | 5.620 | 5.935 | 6.017 | 04/19/2024 | 262 |
| Subtotal and Average | | | | 24,225,472.22 | 25,000,000.00 | 24,215,180.00 | | 5.723 | 5.803 | | 201 |
| Federal Agency Coupon Securities | | | | | | | | | | | |
| 31422XMV1 | 10177 | FRMAC Call Note | 10/04/2021 | 5,000,000.00 | 5,000,000.00 | 4,708,359.65 | 0.500 | 0.493 | 0.500 | 10/04/2024 | 430 |
| 3133ENYX2 | 10193 | FFCB Note | 07/25/2022 | 4,999,884.16 | 5,000,000.00 | 4,906,255.90 | 3.250 | 3.207 | 3.251 | 06/17/2024 | 321 |
| 3133ENZ94 | 10199 | FFCB Note | 01/19/2023 | 10,021,976.21 | 10,000,000.00 | 9,884,229.60 | 4.500 | 4.259 | 4.318 | 11/18/2024 | 475 |
| 3133EN7J3 | 10201 | FFCB Note | 02/02/2023 | 7,477,099.58 | 7,500,000.00 | 7,344,545.48 | 3.875 | 3.950 | 4.005 | 02/02/2026 | 916 |
| 3133EL5J9 | 10167 | FFCB Call Note | 09/16/2020 | 5,000,000.00 | 5,000,000.00 | 4,978,872.75 | 0.300 | 0.305 | 0.310 | 09/01/2023 | 31 |
| 3133EL6U3 | 10169 | FFCB Call Note | 09/16/2020 | 5,000,000.00 | 5,000,000.00 | 4,967,838.30 | 0.280 | 0.309 | 0.313 | 09/14/2023 | 44 |
| 3134GXZT4 | 10183 | FHLMC Call Note | 07/14/2022 | 5,000,000.00 | 5,000,000.00 | 4,885,456.45 | 4.000 | 3.945 | 4.000 | 07/14/2025 | 713 |
| 3135G03U5 | 10194 | FNMA Note | 08/05/2022 | 4,792,756.22 | 5,000,000.00 | 4,635,875.65 | 0.625 | 3.107 | 3.150 | 04/22/2025 | 630 |
| 3135G04Z3 | 10200 | FNMA Note | 01/23/2023 | 7,035,602.08 | 7,500,000.00 | 6,901,466.40 | 0.500 | 3.935 | 3.990 | 06/17/2025 | 686 |
| Subtotal and Average | | | | 54,327,318.25 | 55,000,000.00 | 53,212,900.18 | | 2.874 | 2.914 | | 499 |
| Treasury Coupon Securities | | | | | | | | | | | |
| 91282CAW1 | 10180 | T Note | 05/16/2022 | 5,963,051.72 | 6,000,000.00 | 5,912,578.14 | 0.250 | 2.394 | 2.428 | 11/15/2023 | 106 |
| 91282CCC3 | 10181 | T Note | 05/16/2022 | 5,892,092.47 | 6,000,000.00 | 5,762,578.14 | 0.250 | 2.571 | 2.607 | 05/15/2024 | 288 |
| 912828ZT0 | 10182 | T Note | 06/15/2022 | 4,725,859.30 | 5,000,000.00 | 4,588,867.20 | 0.250 | 3.376 | 3.423 | 05/31/2025 | 669 |
| Subtotal and Average | | | | 16,581,003.49 | 17,000,000.00 | 16,264,023.48 | | 2.737 | 2.775 | | 331 |
| TexStar | | | | | | | | | | | |
| 5450 | 10008 | TexStar | 02/01/2016 | 11,813,929.12 | 11,813,929.12 | 11,813,929.12 | 5.115 | 5.044 | 5.114 | | 1 |
| Subtotal and Average | | | | 11,813,929.12 | 11,813,929.12 | 11,813,929.12 | | 5.045 | 5.115 | | 1 |
| Texpool | | | | | | | | | | | |
| 700003 | 10011 | Texpool | 02/01/2016 | 79,373,641.97 | 79,373,641.97 | 79,373,641.97 | 5.124 | 5.053 | 5.123 | | 1 |
| Subtotal and Average | | | | 79,373,641.97 | 79,373,641.97 | 79,373,641.97 | | 5.054 | 5.124 | | 1 |
| JPMorgan Chase | | | | | | | | | | | |
| 7828 | 10012 | JPMorgan Chase Commercial Chkg | 02/01/2016 | 93,207.54 | 93,207.54 | 93,207.54 | | | | | 1 |

**Fund OPER - Operating
Investments by Fund
July 31, 2023**

| CUSIP | Investment # | Issuer | Purchase Date | Book Value | Par Value | Market Value | Current Rate | YTM 360 | YTM 365 | Maturity Days To Date Maturity |
|--------------------------------------|--------------|------------|---------------|-----------------------|-----------------------|-----------------------|--------------|--------------|--------------|--------------------------------|
| Subtotal and Average | | | | 93,207.54 | 93,207.54 | 93,207.54 | | 0.000 | 0.000 | 1 |
| Texas Range | | | | | | | | | | |
| 1291-00 | 10142 | TexasDAILY | 02/06/2019 | 5,359,996.76 | 5,359,996.76 | 5,359,996.76 | 5.150 | 5.079 | 5.150 | 1 |
| Subtotal and Average | | | | 5,359,996.76 | 5,359,996.76 | 5,359,996.76 | | 5.079 | 5.150 | 1 |
| Total Investments and Average | | | | 191,774,569.35 | 193,640,775.39 | 190,332,879.05 | | 4.318 | 4.378 | 196 |

**Fund STABL - Stabilization
Investments by Fund
July 31, 2023**

| CUSIP | Investment # | Issuer | Purchase Date | Book Value | Par Value | Market Value | Current Rate | YTM 360 | YTM 365 | Maturity Date | Days To Maturity |
|---|--------------|--------------|---------------|----------------------|----------------------|----------------------|--------------|--------------|--------------|---------------|------------------|
| Commercial Paper Disc. -Amortizing | | | | | | | | | | | |
| 62479MYQ0 | 10204 | MUFG Bank CP | 03/02/2023 | 9,834,527.78 | 10,000,000.00 | 9,820,360.00 | | 5.454 | 5.529 | 11/24/2023 | 115 |
| 62479LD85 | 10210 | MUFG Bank CP | 07/18/2023 | 9,608,858.36 | 10,000,000.00 | 9,610,520.00 | | 5.922 | 6.005 | 04/08/2024 | 251 |
| Subtotal and Average | | | | 19,443,386.14 | 20,000,000.00 | 19,430,880.00 | | 5.686 | 5.765 | | 182 |
| Federal Agency Coupon Securities | | | | | | | | | | | |
| 3133EN6A3 | 10198 | FFCB Note | 01/17/2023 | 10,026,312.45 | 10,000,000.00 | 9,821,156.20 | 4.000 | 3.831 | 3.885 | 01/13/2026 | 896 |
| 3130AWER7 | 10207 | FHLB Note | 06/12/2023 | 1,998,442.28 | 2,000,000.00 | 1,983,865.04 | 4.625 | 4.606 | 4.670 | 06/06/2025 | 675 |
| 3130AWER7 | 10208 | FHLB Note | 06/12/2023 | 7,993,815.69 | 8,000,000.00 | 7,935,460.16 | 4.625 | 4.605 | 4.669 | 06/06/2025 | 675 |
| Subtotal and Average | | | | 20,018,570.42 | 20,000,000.00 | 19,740,481.40 | | 4.218 | 4.277 | | 785 |
| Texpool | | | | | | | | | | | |
| 700005 | 10050 | Texpool | 01/24/2018 | 17,106,925.26 | 17,106,925.26 | 17,106,925.26 | 5.124 | 5.053 | 5.123 | | 1 |
| Subtotal and Average | | | | 17,106,925.26 | 17,106,925.26 | 17,106,925.26 | | 5.054 | 5.124 | | 1 |
| Total Investments and Average | | | | 56,568,881.82 | 57,106,925.26 | 56,278,286.66 | | 4.975 | 5.044 | | 340 |



**Collin Co Comm College Dist.
Cash Reconciliation Report
For the Period July 1, 2023 - July 31, 2023**

Meeder Public Funds
901 S. MoPac
Suite 300
Austin, TX 78746
-

| Trans. Date | Investment # | Fund | Trans. Type | Security ID | Par Value | Security Description | Maturity Date | Purchases | Interest | Redemptions | Cash |
|-----------------|--------------|-------|-------------|-------------|---------------|----------------------------------|---------------|-----------------------|-------------------|---------------------|-----------------------|
| 07/10/2023 | 10197 | BLDG | Interest | 3133EN5Q9 | 5,000,000.00 | FFCB 5.0M 4.50% Mat. 01/10/2025 | 01/10/2025 | 0.00 | 112,500.00 | 0.00 | 112,500.00 |
| 07/13/2023 | 10198 | STABL | Interest | 3133EN6A3 | 10,000,000.00 | FFCB 10.0M 4.00% Mat. 01/13/2026 | 01/13/2026 | 0.00 | 200,000.00 | 0.00 | 200,000.00 |
| 07/14/2023 | 10183 | OPER | Interest | 3134GXZT4 | 5,000,000.00 | FHLMCC 5.0M 4.00% Mat. | 07/14/2025 | 0.00 | 100,000.00 | 0.00 | 100,000.00 |
| 07/18/2023 | 10209 | BLDG | Purchase | 40060WAA0 | 10,000,000.00 | GTAFD 10.0M 0.00% Mat. | 01/10/2024 | -9,727,688.89 | 0.00 | 0.00 | -9,727,688.89 |
| 07/18/2023 | 10210 | STABL | Purchase | 62479LD85 | 10,000,000.00 | MUFGBK 10.0M 0.00% Mat. | 04/08/2024 | -9,587,041.70 | 0.00 | 0.00 | -9,587,041.70 |
| 07/18/2023 | 10211 | OPER | Purchase | 78015CDJ8 | 10,000,000.00 | RBCCP 10.0M 0.00% Mat. | 04/18/2024 | -9,573,750.00 | 0.00 | 0.00 | -9,573,750.00 |
| 07/24/2023 | 10212 | OPER | Purchase | 89233GDK9 | 5,000,000.00 | TYMTCP 5.0M 5.62% Mat. | 04/19/2024 | -4,789,250.00 | 0.00 | 0.00 | -4,789,250.00 |
| 07/31/2023 | 10192 | STABL | Interest | 912828Y61 | 5,000,000.00 | TNOTE 5.0M 2.75% Mat. 07/31/2023 | 07/31/2023 | 0.00 | 68,750.00 | 0.00 | 68,750.00 |
| 07/31/2023 | 10192 | STABL | Maturity | 912828Y61 | 5,000,000.00 | TNOTE 5.0M 2.75% Mat. 07/31/2023 | 07/31/2023 | 0.00 | 0.00 | 5,000,000.00 | 5,000,000.00 |
| Subtotal | | | | | | | | -33,677,730.59 | 481,250.00 | 5,000,000.00 | -28,196,480.59 |
| Total | | | | | | | | -33,677,730.59 | 481,250.00 | 5,000,000.00 | -28,196,480.59 |



Collin Co Comm College Dist.
Purchases Report
Sorted by Fund - Issuer
July 1, 2023 - July 31, 2023

Meeder Public Funds
 901 S. MoPac
 Suite 300
 Austin, TX 78746
 -

| CUSIP | Investment # | Fund | Sec. Type | Issuer | Original Par Value | Purchase Date | Payment Periods | Principal Purchased | Accrued Interest at Purchase | Rate at Purchase | Maturity Date | YTM | Ending Book Value |
|----------------------|--------------|-------|-----------|------------------------|----------------------|---------------|---------------------|----------------------|------------------------------|------------------|---------------|-------|----------------------|
| Building | | | | | | | | | | | | | |
| 40060WAA0 | 10209 | BLDG | ACP | GTAFD | 10,000,000.00 | 07/18/2023 | 01/10 - At Maturity | 9,727,688.89 | | | 01/10/2024 | 5.726 | 9,749,350.00 |
| | | | | Subtotal | 10,000,000.00 | | | 9,727,688.89 | 0.00 | | | | 9,749,350.00 |
| Operating | | | | | | | | | | | | | |
| 78015CDJ8 | 10211 | OPER | ACP | RBCCP | 10,000,000.00 | 07/18/2023 | 04/18 - At Maturity | 9,573,750.00 | | | 04/18/2024 | 5.893 | 9,595,450.00 |
| 89233GDK9 | 10212 | OPER | ACP | TYMTCP | 5,000,000.00 | 07/24/2023 | 04/19 - At Maturity | 4,789,250.00 | | 5.620 | 04/19/2024 | 5.935 | 4,795,494.44 |
| | | | | Subtotal | 15,000,000.00 | | | 14,363,000.00 | 0.00 | | | | 14,390,944.44 |
| Stabilization | | | | | | | | | | | | | |
| 62479LD85 | 10210 | STABL | ACP | MUFGBK | 10,000,000.00 | 07/18/2023 | 04/08 - At Maturity | 9,587,041.70 | | | 04/08/2024 | 5.923 | 9,608,858.36 |
| | | | | Subtotal | 10,000,000.00 | | | 9,587,041.70 | 0.00 | | | | 9,608,858.36 |
| | | | | Total Purchases | 35,000,000.00 | | | 33,677,730.59 | 0.00 | | | | 33,749,152.80 |



Collin Co Comm College Dist.
Maturity Report
Sorted by Maturity Date
Amounts due during July 1, 2023 - July 31, 2023

Meeder Public Funds
 901 S. MoPac
 Suite 300
 Austin, TX 78746
 -

| CUSIP | Investment # | Fund | Sec. Type | Issuer | Par Value | Maturity Date | Purchase Date | Rate at Maturity | Book Value at Maturity | Interest | Maturity Proceeds | Net Income |
|-------------------------|--------------|-------|-----------|--------|---------------------|---------------|---------------|------------------|------------------------|------------------|---------------------|------------------|
| 912828Y61 | 10192 | STABL | TRC | TNOTE | 5,000,000.00 | 07/31/2023 | 07/20/2022 | 2.750 | 5,000,000.00 | 68,750.00 | 5,068,750.00 | 68,750.00 |
| Total Maturities | | | | | 5,000,000.00 | | | | 5,000,000.00 | 68,750.00 | 5,068,750.00 | 68,750.00 |



Collin Co Comm College Dist.
Interest Earnings
Sorted by Fund - Fund
July 1, 2023 - July 31, 2023
Yield on Beginning Book Value

Meeder Public Funds
 901 S. MoPac
 Suite 300
 Austin, TX 78746
 -

| CUSIP | Investment # | Fund | Security Type | Ending Par Value | Beginning Book Value | Ending Book Value | Maturity Date | Current Rate | Annualized Yield | Adjusted Interest Earnings | | |
|-------------------------------|--------------|--------|-----------------|-----------------------|-----------------------|-----------------------|---------------|--------------|------------------|----------------------------|-------------------------|----------------------------|
| | | | | | | | | | | Interest Earned | Amortization/ Accretion | Adjusted Interest Earnings |
| Fund: Building | | | | | | | | | | | | |
| 3133EN5Q9 | 10197 | BLDG | FAC | 5,000,000.00 | 5,010,460.78 | 5,009,889.15 | 01/10/2025 | 4.500 | 4.272 | 18,750.00 | -571.63 | 18,178.37 |
| 3130ATUC9 | 10196 | BLDG | FAC | 10,000,000.00 | 10,090,863.59 | 10,087,769.49 | 12/12/2025 | 4.500 | 4.015 | 37,500.00 | -3,094.10 | 34,405.90 |
| 912828YE4 | 10179 | BLDG | TRC | 5,000,000.00 | 4,931,432.23 | 4,936,410.22 | 08/31/2024 | 1.250 | 2.446 | 5,264.94 | 4,977.99 | 10,242.93 |
| 2450 | 10007 | BLDG | RRP | 29,498,194.87 | 29,370,641.27 | 29,498,194.87 | | 5.115 | 5.113 | 127,553.60 | 0.00 | 127,553.60 |
| 700001 | 10009 | BLDG | RR2 | 5,810,950.20 | 15,464,003.25 | 5,810,950.20 | | 5.124 | 4.404 | 57,835.84 | 0.00 | 57,835.84 |
| 3130ANNS5 | 10176 | BLDG | FAC | 5,000,000.00 | 5,000,000.00 | 5,000,000.00 | 08/28/2024 | 0.500 | 0.491 | 2,083.33 | 0.00 | 2,083.33 |
| 3130AMT85 | 10175 | BLDG | FAC | 10,000,000.00 | 10,000,000.00 | 10,000,000.00 | 06/28/2024 | 0.400 | 0.392 | 3,333.34 | 0.00 | 3,333.34 |
| 3130ARD24 | 10206 | BLDG | FAC | 10,000,000.00 | 9,642,924.90 | 9,666,782.92 | 09/30/2024 | 2.010 | 4.958 | 16,750.00 | 23,858.02 | 40,608.02 |
| 3130ALJ70 | 10172 | BLDG | FAC | 5,000,000.00 | 5,000,000.00 | 5,000,000.00 | 03/12/2024 | 0.400 | 0.392 | 1,666.66 | 0.00 | 1,666.66 |
| 3130AOCM3 | 10178 | BLDG | FAC | 5,000,000.00 | 5,000,000.00 | 5,000,000.00 | 12/20/2024 | 1.000 | 0.981 | 4,166.66 | 0.00 | 4,166.66 |
| 22533UXT5 | 10202 | BLDG | ACP | 5,000,000.00 | 4,916,088.89 | 4,938,133.33 | 10/27/2023 | | 5.280 | 0.00 | 22,044.44 | 22,044.44 |
| 78009AB52 | 10205 | BLDG | ACP | 10,000,000.00 | 9,692,183.33 | 9,735,755.55 | 02/05/2024 | | 5.293 | 0.00 | 43,572.22 | 43,572.22 |
| 40060WAA0 | 10209 | BLDG | ACP | 10,000,000.00 | 0.00 | 9,749,350.00 | 01/10/2024 | | 5.805 | 0.00 | 21,661.11 | 21,661.11 |
| | | | Subtotal | 115,309,145.07 | 114,118,598.24 | 114,433,235.73 | | | 3.848 | 274,904.37 | 112,448.05 | 387,352.42 |
| Fund: 2020 Bond Series | | | | | | | | | | | | |
| 700006A | 10164 | BOND20 | RR2 | 31,975,431.41 | 31,977,182.73 | 31,975,431.41 | | 5.124 | 5.109 | 138,758.55 | 0.00 | 138,758.55 |
| | | | Subtotal | 31,975,431.41 | 31,977,182.73 | 31,975,431.41 | | | 5.109 | 138,758.55 | 0.00 | 138,758.55 |
| Fund: Debt Service | | | | | | | | | | | | |
| 700004 | 10010 | DS | RR2 | 38,868,872.90 | 36,244,139.57 | 38,868,872.90 | | 5.124 | 5.270 | 162,222.23 | 0.00 | 162,222.23 |
| | | | Subtotal | 38,868,872.90 | 36,244,139.57 | 38,868,872.90 | | | 5.270 | 162,222.23 | 0.00 | 162,222.23 |
| Fund: Operating | | | | | | | | | | | | |
| 3135G04Z3 | 10200 | OPER | FAC | 7,500,000.00 | 7,014,992.71 | 7,035,602.08 | 06/17/2025 | 0.500 | 3.984 | 3,125.00 | 20,609.37 | 23,734.37 |
| 3135G03U5 | 10194 | OPER | FAC | 5,000,000.00 | 4,782,744.44 | 4,792,756.22 | 04/22/2025 | 0.625 | 3.106 | 2,604.17 | 10,011.78 | 12,615.95 |
| 3133ENYX2 | 10193 | OPER | FAC | 5,000,000.00 | 4,999,873.17 | 4,999,884.16 | 06/17/2024 | 3.250 | 3.192 | 13,541.67 | 10.99 | 13,552.66 |
| 3133ENZ94 | 10199 | OPER | FAC | 10,000,000.00 | 10,023,387.96 | 10,021,976.21 | 11/18/2024 | 4.500 | 4.239 | 37,500.00 | -1,411.75 | 36,088.25 |
| 3133EN7J3 | 10201 | OPER | FAC | 7,500,000.00 | 7,476,337.08 | 7,477,099.58 | 02/02/2026 | 3.875 | 3.934 | 24,218.75 | 762.50 | 24,981.25 |

Collin Co Comm College Dist.
Interest Earnings
July 1, 2023 - July 31, 2023

| CUSIP | Investment # | Fund | Security Type | Ending Par Value | Beginning Book Value | Ending Book Value | Maturity Date | Current Rate | Annualized Yield | Adjusted Interest Earnings | | |
|----------------------------|--------------|-------|-----------------|-----------------------|-----------------------|-----------------------|---------------|--------------|------------------|----------------------------|-------------------------|----------------------------|
| | | | | | | | | | | Interest Earned | Amortization/ Accretion | Adjusted Interest Earnings |
| Fund: Operating | | | | | | | | | | | | |
| 91282CAW1 | 10180 | OPER | TRC | 6,000,000.00 | 5,952,246.10 | 5,963,051.72 | 11/15/2023 | 0.250 | 2.387 | 1,263.59 | 10,805.62 | 12,069.21 |
| 91282CCC3 | 10181 | OPER | TRC | 6,000,000.00 | 5,880,477.42 | 5,892,092.47 | 05/15/2024 | 0.250 | 2.579 | 1,263.59 | 11,615.05 | 12,878.64 |
| 912828ZT0 | 10182 | OPER | TRC | 5,000,000.00 | 4,713,156.22 | 4,725,859.30 | 05/31/2025 | 0.250 | 3.438 | 1,058.75 | 12,703.08 | 13,761.83 |
| 5450 | 10008 | OPER | RRP | 11,813,929.12 | 11,762,844.36 | 11,813,929.12 | | 5.115 | 5.113 | 51,084.76 | 0.00 | 51,084.76 |
| 700003 | 10011 | OPER | RR2 | 79,373,641.97 | 98,150,486.59 | 79,373,641.97 | | 5.124 | 4.545 | 378,870.95 | 0.00 | 378,870.95 |
| 7828 | 10012 | OPER | RR3 | 93,207.54 | -146,759.30 | 93,207.54 | | | | 0.00 | 0.00 | 0.00 |
| 3134GXZT4 | 10183 | OPER | FAC | 5,000,000.00 | 5,000,000.00 | 5,000,000.00 | 07/14/2025 | 4.000 | 3.925 | 16,666.66 | 0.00 | 16,666.66 |
| 31422XMV1 | 10177 | OPER | FAC | 5,000,000.00 | 5,000,000.00 | 5,000,000.00 | 10/04/2024 | 0.500 | 0.491 | 2,083.33 | 0.00 | 2,083.33 |
| 3133EL6U3 | 10169 | OPER | FAC | 5,000,000.00 | 5,000,000.00 | 5,000,000.00 | 09/14/2023 | 0.280 | 0.275 | 1,166.67 | 0.00 | 1,166.67 |
| 3133EL5J9 | 10167 | OPER | FAC | 5,000,000.00 | 5,000,000.00 | 5,000,000.00 | 09/01/2023 | 0.300 | 0.294 | 1,250.00 | 0.00 | 1,250.00 |
| 1291-00 | 10142 | OPER | RR5 | 5,359,996.76 | 5,336,647.18 | 5,359,996.76 | | 5.150 | 5.152 | 23,349.58 | 0.00 | 23,349.58 |
| 78015CDJ8 | 10211 | OPER | ACP | 10,000,000.00 | 0.00 | 9,595,450.00 | 04/18/2024 | | 5.909 | 0.00 | 21,700.00 | 21,700.00 |
| 87019SYQ1 | 10203 | OPER | ACP | 10,000,000.00 | 9,789,922.22 | 9,834,527.78 | 11/24/2023 | | 5.365 | 0.00 | 44,605.56 | 44,605.56 |
| 89233GDK9 | 10212 | OPER | ACP | 5,000,000.00 | 0.00 | 4,795,494.44 | 04/19/2024 | 5.620 | 5.949 | 0.00 | 6,244.44 | 6,244.44 |
| | | | Subtotal | 193,640,775.39 | 195,736,356.15 | 191,774,569.35 | | | 4.075 | 559,047.47 | 137,656.64 | 696,704.11 |
| Fund: Stabilization | | | | | | | | | | | | |
| 3133EN6A3 | 10198 | STABL | FAC | 10,000,000.00 | 10,027,207.43 | 10,026,312.45 | 01/13/2026 | 4.000 | 3.809 | 33,333.33 | -894.98 | 32,438.35 |
| 3130AWER7 | 10207 | STABL | FAC | 2,000,000.00 | 1,998,372.01 | 1,998,442.28 | 06/06/2025 | 4.625 | 4.583 | 7,708.34 | 70.27 | 7,778.61 |
| 3130AWER7 | 10208 | STABL | FAC | 8,000,000.00 | 7,993,536.69 | 7,993,815.69 | 06/06/2025 | 4.625 | 4.583 | 30,833.33 | 279.00 | 31,112.33 |
| 912828Y61 | 10192 | STABL | TRC | 0.00 | 4,998,488.41 | 0.00 | 07/31/2023 | 2.750 | 3.142 | 11,395.03 | 1,511.59 | 12,906.62 |
| 700005 | 10050 | STABL | RR2 | 17,106,925.26 | 26,388,623.00 | 17,106,925.26 | | 5.124 | 4.700 | 105,343.96 | 0.00 | 105,343.96 |
| 62479MYQ0 | 10204 | STABL | ACP | 10,000,000.00 | 9,789,922.22 | 9,834,527.78 | 11/24/2023 | | 5.365 | 0.00 | 44,605.56 | 44,605.56 |
| 62479LD85 | 10210 | STABL | ACP | 10,000,000.00 | 0.00 | 9,608,858.36 | 04/08/2024 | | 5.933 | 0.00 | 21,816.66 | 21,816.66 |
| | | | Subtotal | 57,106,925.26 | 61,196,149.76 | 56,568,881.82 | | | 4.611 | 188,613.99 | 67,388.10 | 256,002.09 |
| | | | Total | 436,901,150.03 | 439,272,426.45 | 433,620,991.21 | | | 4.262 | 1,323,546.61 | 317,492.79 | 1,641,039.40 |



Collin Co Comm College Dist.
Amortization Schedule
July 1, 2023 - July 31, 2023
Sorted By Fund - Fund

Meeder Public Funds
 901 S. MoPac
 Suite 300
 Austin, TX 78746
 -

| Investment # | Maturity Date | Beginning Par Value | | | | Amounts Amortized | | | | |
|----------------------------------|---------------|--------------------------|------------------------|----------------------|------------------------------|----------------------|---|------------------------------|----------------------------------|---------------------------------------|
| Issuer | Fund | Amort. Date | Current Rate | Purchase Principal | Original Premium or Discount | Ending Book Value | And Unamortized As of 07/01/2023 | Amount Amortized This Period | Amt Amortized Through 07/31/2023 | Amount Unamortized Through 07/31/2023 |
| Building | | | | | | | | | | |
| 10202 Credit Agricole CP | BLDG | 10/27/2023 | 5,000,000.00 | 4,830,044.44 | -169,955.56 | 4,938,133.33 | 86,044.45 -83,911.11 | 22,044.44 | 108,088.89 | -61,866.67 |
| 10197 FFCB Note | BLDG | 01/10/2025 | 5,000,000.00 4.500 | 5,013,700.00 | 13,700.00 | 5,009,889.15 | -3,239.22 10,460.78 | -571.63 | -3,810.85 | 9,889.15 |
| 10196 FHLB Note | BLDG | 12/12/2025 | 10,000,000.00 4.500 | 10,108,500.00 | 108,500.00 | 10,087,769.49 | -17,636.41 90,863.59 | -3,094.10 | -20,730.51 | 87,769.49 |
| 10206 FHLB Call Note | BLDG | 09/30/2024 | 10,000,000.00 2.010 | 9,613,500.00 | -386,500.00 | 9,666,782.92 | 29,424.90 -357,075.10 | 23,858.02 | 53,282.92 | -333,217.08 |
| 10209 GTA Funding CP | BLDG | 01/10/2024 | 10,000,000.00 | 9,727,688.89 | -272,311.11 | 9,749,350.00 | 0.00 -272,311.11 | 21,661.11 | 21,661.11 | -250,650.00 |
| 10205 Royal Bank of Canada CP | BLDG | 02/05/2024 | 10,000,000.00 | 9,626,122.22 | -373,877.78 | 9,735,755.55 | 66,061.11 -307,816.67 | 43,572.22 | 109,633.33 | -264,244.45 |
| 10179 T Note | BLDG | 08/31/2024 | 5,000,000.00 1.250 | 4,860,937.50 | -139,062.50 | 4,936,410.22 | 70,494.73 -68,567.77 | 4,977.99 | 75,472.72 | -63,589.78 |
| Subtotal | | | | 53,780,493.05 | -1,219,506.95 | 54,124,090.66 | 231,149.56 -988,357.39 | 112,448.05 | 343,597.61 | -875,909.34 |
| Operating | | | | | | | | | | |
| 10193 FFCB Note | OPER | 06/17/2024 | 5,000,000.00 3.250 | 4,999,750.00 | -250.00 | 4,999,884.16 | 123.17 -126.83 | 10.99 | 134.16 | -115.84 |
| 10199 FFCB Note | OPER | 11/18/2024 | 10,000,000.00 4.500 | 10,031,011.40 | 31,011.40 | 10,021,976.21 | -7,623.44 23,387.96 | -1,411.75 | -9,035.19 | 21,976.21 |
| 10201 FFCB Note | OPER | 02/02/2026 | 7,500,000.00 3.875 | 7,472,550.00 | -27,450.00 | 7,477,099.58 | 3,787.08 -23,662.92 | 762.50 | 4,549.58 | -22,900.42 |
| 10167 FFCB Call Note | OPER | 09/01/2023 09/01/2021 | 5,000,000.00 0.300 | 4,998,500.00 | -1,500.00 | 5,000,000.00 | 1,500.00 0.00 | 0.00 | 1,500.00 | 0.00 |
| 10169 FFCB Call Note | OPER | 09/14/2023 09/14/2021 | 5,000,000.00 0.280 | 4,995,000.00 | -5,000.00 | 5,000,000.00 | 5,000.00 0.00 | 0.00 | 5,000.00 | 0.00 |
| 10194 FNMA Note | OPER | 04/22/2025 | 5,000,000.00 0.625 | 4,673,949.80 | -326,050.20 | 4,792,756.22 | 108,794.64 -217,255.56 | 10,011.78 | 118,806.42 | -207,243.78 |
| 10200 FNMA Note | OPER | 06/17/2025 | 7,500,000.00 0.500 | 6,906,450.00 | -593,550.00 | 7,035,602.08 | 108,542.71 -485,007.29 | 20,609.37 | 129,152.08 | -464,397.92 |
| 10211 Royal Bank of Canada CP | OPER | 04/18/2024 | 10,000,000.00 | 9,573,750.00 | -426,250.00 | 9,595,450.00 | 0.00 -426,250.00 | 21,700.00 | 21,700.00 | -404,550.00 |

Collin Co Comm College Dist.
Amortization Schedule
July 1, 2023 - July 31, 2023

| Investment # | Maturity Date | Beginning Par Value | | | | Amounts Amortized | | | | |
|--------------------------------------|---------------|---------------------|------------------------|-----------------------|------------------------------|-----------------------|---|------------------------------|----------------------------------|---------------------------------------|
| Issuer | Fund | Amort. Date | Current Rate | Purchase Principal | Original Premium or Discount | Ending Book Value | And Unamortized As of 07/01/2023 | Amount Amortized This Period | Amt Amortized Through 07/31/2023 | Amount Unamortized Through 07/31/2023 |
| Operating | | | | | | | | | | |
| 10203 Swedbank CP | OPER | 11/24/2023 | 10,000,000.00 | 9,615,816.67 | -384,183.33 | 9,834,527.78 | 174,105.55 -210,077.78 | 44,605.56 | 218,711.11 | -165,472.22 |
| 10180 T Note | OPER | 11/15/2023 | 6,000,000.00 0.250 | 5,808,984.38 | -191,015.62 | 5,963,051.72 | 143,261.72 -47,753.90 | 10,805.62 | 154,067.34 | -36,948.28 |
| 10181 T Note | OPER | 05/15/2024 | 6,000,000.00 0.250 | 5,726,484.38 | -273,515.62 | 5,892,092.47 | 153,993.04 -119,522.58 | 11,615.05 | 165,608.09 | -107,907.53 |
| 10182 T Note | OPER | 05/31/2025 | 5,000,000.00 0.250 | 4,557,031.25 | -442,968.75 | 4,725,859.30 | 156,124.97 -286,843.78 | 12,703.08 | 168,828.05 | -274,140.70 |
| 10212 Toyota Motor Credit Corp CP | OPER | 04/19/2024 | 5,000,000.00 5.620 | 4,789,250.00 | -210,750.00 | 4,795,494.44 | 0.00 -210,750.00 | 6,244.44 | 6,244.44 | -204,505.56 |
| | | | Subtotal | 84,148,527.88 | -2,851,472.12 | 85,133,793.96 | 847,609.44 -2,003,862.68 | 137,656.64 | 985,266.08 | -1,866,206.04 |
| Stabilization | | | | | | | | | | |
| 10198 FFCB Note | STABL | 01/13/2026 | 10,000,000.00 4.000 | 10,032,100.00 | 32,100.00 | 10,026,312.45 | -4,892.57 27,207.43 | -894.98 | -5,787.55 | 26,312.45 |
| 10207 FHLB Note | STABL | 06/06/2025 | 2,000,000.00 4.625 | 1,998,327.50 | -1,672.50 | 1,998,442.28 | 44.51 -1,627.99 | 70.27 | 114.78 | -1,557.72 |
| 10208 FHLB Note | STABL | 06/06/2025 | 8,000,000.00 4.625 | 7,993,360.00 | -6,640.00 | 7,993,815.69 | 176.69 -6,463.31 | 279.00 | 455.69 | -6,184.31 |
| 10204 MUFGBank CP | STABL | 11/24/2023 | 10,000,000.00 | 9,615,816.67 | -384,183.33 | 9,834,527.78 | 174,105.55 -210,077.78 | 44,605.56 | 218,711.11 | -165,472.22 |
| 10210 MUFGBank CP | STABL | 04/08/2024 | 10,000,000.00 | 9,587,041.70 | -412,958.30 | 9,608,858.36 | 0.00 -412,958.30 | 21,816.66 | 21,816.66 | -391,141.64 |
| 10192 T Note | STABL | 07/31/2023 | 5,000,000.00 2.750 | 4,981,054.69 | -18,945.31 | 0.00 | 17,433.72 -1,511.59 | 1,511.59 | 18,945.31 | 0.00 |
| | | | Subtotal | 44,207,700.56 | -792,299.44 | 39,461,956.56 | 186,867.90 -605,431.54 | 67,388.10 | 254,256.00 | -538,043.44 |
| | | | Total | 182,136,721.49 | -4,863,278.51 | 178,719,841.18 | 1,265,626.90 -3,597,651.61 | 317,492.79 | 1,583,119.69 | -3,280,158.82 |



Collin Co Comm College Dist.
Projected Cashflow Report
Sorted by Fund
For the Period August 1, 2023 - February 29, 2024

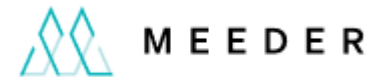
Meeder Public Funds
 901 S. MoPac
 Suite 300
 Austin, TX 78746
 -

| Projected Trans. Date | Investment # | Fund | Security ID | Transaction Type | Issuer | Par Value | Original Cost | Principal | Interest | Total |
|---------------------------|--------------|------|-------------|---------------------|-------------------------|----------------------|----------------------|----------------------|-------------------|----------------------|
| Building | | | | | | | | | | |
| 08/12/2023 | 10172 | BLDG | 3130ALJ70 | Call | FHLB Call Note | 5,000,000.00 | 5,000,000.00 | 5,000,000.00 | 0.00 | 5,000,000.00 |
| 08/28/2023 | 10176 | BLDG | 3130ANNS5 | Interest | FHLB Call Note | 0.00 | 0.00 | 0.00 | 12,500.00 | 12,500.00 |
| 08/28/2023 | 10176 | BLDG | 3130ANNS5 | Call | FHLB Call Note | 5,000,000.00 | 5,000,000.00 | 5,000,000.00 | 0.00 | 5,000,000.00 |
| 08/31/2023 | 10179 | BLDG | 912828YE4 | Interest | T Note | 0.00 | 0.00 | 0.00 | 31,250.00 | 31,250.00 |
| 09/12/2023 | 10172 | BLDG | 3130ALJ70 | Interest | FHLB Call Note | 0.00 | 0.00 | 0.00 | 10,000.00 | 10,000.00 |
| 09/20/2023 | 10178 | BLDG | 3130AOCM3 | Call | FHLB Call Note | 5,000,000.00 | 5,000,000.00 | 5,000,000.00 | 0.00 | 5,000,000.00 |
| 09/28/2023 | 10175 | BLDG | 3130AMT85 | Call | FHLB Call Note | 10,000,000.00 | 10,000,000.00 | 10,000,000.00 | 0.00 | 10,000,000.00 |
| 09/30/2023 | 10206 | BLDG | 3130ARD24 | Interest | FHLB Call Note | 0.00 | 0.00 | 0.00 | 100,500.00 | 100,500.00 |
| 09/30/2023 | 10206 | BLDG | 3130ARD24 | Call | FHLB Call Note | 10,000,000.00 | 9,613,500.00 | 10,000,000.00 | 0.00 | 10,000,000.00 |
| 10/27/2023 | 10202 | BLDG | 22533UXT5 | Maturity | Credit Agricole CP | 5,000,000.00 | 4,830,044.44 | 5,000,000.00 | 0.00 | 5,000,000.00 |
| 12/12/2023 | 10196 | BLDG | 3130ATUC9 | Interest | FHLB Note | 0.00 | 0.00 | 0.00 | 225,000.00 | 225,000.00 |
| 12/20/2023 | 10178 | BLDG | 3130AOCM3 | Interest | FHLB Call Note | 0.00 | 0.00 | 0.00 | 25,000.00 | 25,000.00 |
| 12/28/2023 | 10175 | BLDG | 3130AMT85 | Interest | FHLB Call Note | 0.00 | 0.00 | 0.00 | 20,000.00 | 20,000.00 |
| 01/10/2024 | 10197 | BLDG | 3133EN5Q9 | Interest | FFCB Note | 0.00 | 0.00 | 0.00 | 112,500.00 | 112,500.00 |
| 01/10/2024 | 10209 | BLDG | 40060WAA0 | Maturity | GTA Funding CP | 10,000,000.00 | 9,727,688.89 | 10,000,000.00 | 0.00 | 10,000,000.00 |
| 02/05/2024 | 10205 | BLDG | 78009AB52 | Maturity | Royal Bank of Canada CP | 10,000,000.00 | 9,626,122.22 | 10,000,000.00 | 0.00 | 10,000,000.00 |
| 02/28/2024 | 10176 | BLDG | 3130ANNS5 | Interest | FHLB Call Note | 0.00 | 0.00 | 0.00 | 12,500.00 | 12,500.00 |
| 02/29/2024 | 10179 | BLDG | 912828YE4 | Interest | T Note | 0.00 | 0.00 | 0.00 | 31,250.00 | 31,250.00 |
| Total for Building | | | | | | 60,000,000.00 | 58,797,355.55 | 60,000,000.00 | 580,500.00 | 60,580,500.00 |
| Operating | | | | | | | | | | |
| 08/02/2023 | 10201 | OPER | 3133EN7J3 | Interest | FFCB Note | 0.00 | 0.00 | 0.00 | 145,312.50 | 145,312.50 |
| 09/01/2023 | 10167 | OPER | 3133EL5J9 | Maturity | FFCB Call Note | 5,000,000.00 | 4,998,500.00 | 5,000,000.00 | 7,500.00 | 5,007,500.00 |
| 09/14/2023 | 10169 | OPER | 3133EL6U3 | Maturity | FFCB Call Note | 5,000,000.00 | 4,995,000.00 | 5,000,000.00 | 7,000.00 | 5,007,000.00 |
| 10/04/2023 | 10177 | OPER | 31422XMV1 | Interest | FRMAC Call Note | 0.00 | 0.00 | 0.00 | 12,500.00 | 12,500.00 |
| 10/04/2023 | 10177 | OPER | 31422XMV1 | Call | FRMAC Call Note | 5,000,000.00 | 5,000,000.00 | 5,000,000.00 | 0.00 | 5,000,000.00 |
| 10/14/2023 | 10183 | OPER | 3134GXZT4 | Call | FHLMC Call Note | 5,000,000.00 | 5,000,000.00 | 5,000,000.00 | 0.00 | 5,000,000.00 |
| 10/22/2023 | 10194 | OPER | 3135G03U5 | Interest | FNMA Note | 0.00 | 0.00 | 0.00 | 15,625.00 | 15,625.00 |
| 11/15/2023 | 10180 | OPER | 91282CAW1 | Maturity | T Note | 6,000,000.00 | 5,808,984.38 | 6,000,000.00 | 7,500.00 | 6,007,500.00 |
| 11/15/2023 | 10181 | OPER | 91282CCC3 | Interest | T Note | 0.00 | 0.00 | 0.00 | 7,500.00 | 7,500.00 |
| 11/18/2023 | 10199 | OPER | 3133ENZ94 | Interest | FFCB Note | 0.00 | 0.00 | 0.00 | 225,000.00 | 225,000.00 |
| 11/24/2023 | 10203 | OPER | 87019SYQ1 | Maturity | Swedbank CP | 10,000,000.00 | 9,615,816.67 | 10,000,000.00 | 0.00 | 10,000,000.00 |

Collin Co Comm College Dist.
Projected Cashflow Report
For the Period August 1, 2023 - February 29, 2024

| Projected Trans. Date | Investment # | Fund | Security ID | Transaction Type | Issuer | Par Value | Original Cost | Principal | Interest | Total |
|--------------------------------|--------------|-------|-------------|---------------------|-----------------|-----------------------|-----------------------|-----------------------|---------------------|-----------------------|
| Operating | | | | | | | | | | |
| 11/30/2023 | 10182 | OPER | 912828ZT0 | Interest | T Note | 0.00 | 0.00 | 0.00 | 6,250.00 | 6,250.00 |
| 12/17/2023 | 10193 | OPER | 3133ENYX2 | Interest | FFCB Note | 0.00 | 0.00 | 0.00 | 81,250.00 | 81,250.00 |
| 12/17/2023 | 10200 | OPER | 3135G04Z3 | Interest | FNMA Note | 0.00 | 0.00 | 0.00 | 18,750.00 | 18,750.00 |
| 01/14/2024 | 10183 | OPER | 3134GXZT4 | Interest | FHLMC Call Note | 0.00 | 0.00 | 0.00 | 100,000.00 | 100,000.00 |
| 02/02/2024 | 10201 | OPER | 3133EN7J3 | Interest | FFCB Note | 0.00 | 0.00 | 0.00 | 145,312.50 | 145,312.50 |
| Total for Operating | | | | | | 36,000,000.00 | 35,418,301.05 | 36,000,000.00 | 779,500.00 | 36,779,500.00 |
| Stabilization | | | | | | | | | | |
| 11/24/2023 | 10204 | STABL | 62479MYQ0 | Maturity | MUFG Bank CP | 10,000,000.00 | 9,615,816.67 | 10,000,000.00 | 0.00 | 10,000,000.00 |
| 12/06/2023 | 10207 | STABL | 3130AWER7 | Interest | FHLB Note | 0.00 | 0.00 | 0.00 | 44,708.33 | 44,708.33 |
| 12/06/2023 | 10208 | STABL | 3130AWER7 | Interest | FHLB Note | 0.00 | 0.00 | 0.00 | 178,833.33 | 178,833.33 |
| 01/13/2024 | 10198 | STABL | 3133EN6A3 | Interest | FFCB Note | 0.00 | 0.00 | 0.00 | 200,000.00 | 200,000.00 |
| Total for Stabilization | | | | | | 10,000,000.00 | 9,615,816.67 | 10,000,000.00 | 423,541.66 | 10,423,541.66 |
| GRAND TOTALS: | | | | | | 106,000,000.00 | 103,831,473.27 | 106,000,000.00 | 1,783,541.66 | 107,783,541.66 |

Disclosures



Meeder Public Funds, Inc., is a registered investment adviser with the Securities and Exchange Commission (SEC) under the Investment Advisers Act of 1940. Registration with the SEC does not imply a certain level of skill or training. The opinions expressed in this presentation are those of Meeder Public Funds, Inc. The material presented has been derived from sources considered to be reliable, but the accuracy and completeness cannot be guaranteed.

Meeder provides monthly statements for its investment management clients to provide information about the investment portfolio. The information should not be used for audit or confirmation purposes. Please review your custodial statements and report any inaccuracies or discrepancies.

Certain information and data have been supplied by unaffiliated third parties. Although Meeder believes the information is reliable, it cannot warrant the accuracy of information offered by third parties. Market value may reflect prices received from pricing vendors when current market quotations are not available. Prices may not reflect firm bids or offers and may differ from the value at which the security can be sold.

Statements may include positions from unmanaged accounts provided for reporting purposes. Unmanaged accounts are managed directly by the client and are not included in the accounts managed by the investment adviser. This information is provided as a client convenience and the investment adviser assumes no responsibility for performance of these accounts or the accuracy of the data reported.

Investing involves risk. Past performance is no guarantee of future results. Debt and fixed income securities are subject to credit and interest rate risk. The investment return and principal value of an investment will fluctuate so that an investors shares, when redeemed, may be worth more or less than their original cost. Current performance may be lower or higher than the performance data quoted.

Investment advisory services are provided through Meeder Public Funds, Inc. Please contact us if you would like to receive a copy of our current ADV disclosure brochure or privacy policy.

Meeder Public Funds

Barton Oaks Plaza I
901 S. MoPac Expy
Suite 300
Austin, Texas
78746

866.633.3371