

HORNET NATION



25-26



STINGING INTO ACTION



Together we swarm,
together we soar.

Together, we achieve
excellence!



25-26 SY Goals

Beatty Schools

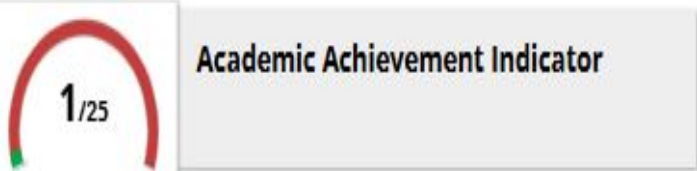
- increase median percentile by 10
- 10% increase of students “At or Above Grade Level”
- Continue cultivating school culture

NCSD

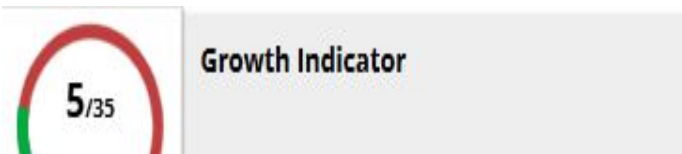
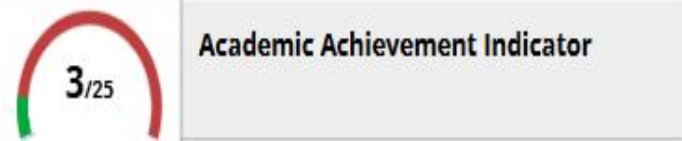
- District goal - *“Creating and sustaining a results-focused learning environment; establishing measurable goals for all.”*
- District goal - *“Fostering a safe and respectful learning and working environment.”*

Beatty Elementary

SY 23-24



SY 24-25



Beatty Elementary

SY 24-25

- **Spring 24-25 NWEA Data**
 - **Math median percentile = 46th**
 - **Reading median percentile = 57th**
 - **Math A.A.G.L. = 34%**
 - **Reading A.A.G.L. = 40%**

SY 25-26

- **Winter 25-26 NWEA Data**
 - **Math median percentile = 67th**
 - **Reading median percentile = 62nd**
 - **Math A.A.G.L. = 56%**
 - **Reading A.A.G.L. = 51%**

Where are we now?



Beatty Middle

SY 23-24



Academic Achievement Indicator



Student Engagement Indicator

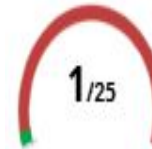


Student Growth Indicator



Closing Opportunity Gaps Indicator

SY 24-25



Academic Achievement Indicator



Student Engagement Indicator



Student Growth Indicator



Closing Opportunity Gaps Indicator

Beatty Middle

SY 24-25

- **Spring 24-25 NWEA Data**
 - **Math median percentile = 17th**
 - **Reading median percentile = 30th**
 - **Math A.A.G.L. = 11%**
 - **Reading A.A.G.L. = 37%**

SY 25-26

- **Winter 25-26 NWEA Data**
 - **Math median percentile = 22nd**
 - **Reading median percentile = 44th**
 - **Math A.A.G.L. = 13%**
 - **Reading A.A.G.L. = 32%**

Where are we now?



Beatty High

SY 23-24



Academic Achievement Indicator



English Language Proficiency Indicator



Student Engagement Indicator



Graduation Rates Indicator



College and Career Readiness Indicator

SY 24-25



Academic Achievement Indicator



English Language Proficiency Indicator



Student Engagement Indicator



Graduation Rates Indicator



College and Career Readiness Indicator

Beatty High

SY 24-25

- **Spring 24-25 NWEA Data**
 - **Math median percentile = 39th**
 - **Reading median percentile = 46th**
 - **Math A.A.G.L. = 27%**
 - **Reading A.A.G.L. = 47%**

Where are we now?

SY 25-26

- **Winter 25-26 NWEA Data**
 - **Math median percentile = 43rd**
 - **Reading median percentile = 62nd**
 - **Math A.A.G.L. = 37%**
 - **Reading A.A.G.L. = 51%**




Action Steps

WE OWN IT!

Action Steps

- We own it!
- Grade-level standards & “I can” statements
- Cultivating vertical alignment
- Tracking grade-level cohorts by their NWEA data
- Involving students in setting NWEA goals
- Scheduled intervention time
- Improving instructional strategies
- Monthly assemblies
- Cultivating a better culture
- Parent Engagement Activities
- K-12 Mission & Vision




**Culture eats
strategy for
breakfast**

-Peter Drucker





THANK You



#HORNETNATION