

BOARD OF TRUSTEES
AGENDA

<input type="checkbox"/> Workshop	<input checked="" type="checkbox"/> Regular	<input type="checkbox"/> Special
-----------------------------------	---	----------------------------------

- (A) ☒ Report Only ☐ Recognition

Presenter(s): ISMAEL MIJARES, DEPUTY SUPERINTENDENT FOR BUSINESS & FINANCE

Briefly describe the subject of the report or recognition presentation.

REVIEW INVESTMENT OFFICER'S QUARTERLY REPORT OF INVESTMENT TRANSACTIONS FOR ALL FUNDS FOR THE QUARTER ENDED FEBRUARY 28, 2025.

- (B) ☐ Action Item

Presenter(s):

Briefly describe the action required.

- (C) Funding source: Identify the source of funds if any are required.

- (D) Clarification: Explain any question or issues that might be raised regarding this item.

THE QUARTERLY INVESTMENT REPORT IS BEING PREPARED IN ACCORDANCE WITH BOARD POLICY CDA (LOCAL).

TO: Samuel Mijares, Superintendent

FROM: Ismael Mijares
Deputy Superintendent for Business & Finance-Investment Officer

DATE: March 24, 2025

SUBJECT: ***QUARTERLY INVESTMENT REPORT***

Attached is the District's Quarterly Investment Report in accordance with Board Policy CDA (Local). The Report includes statements for the period ending February 28, 2025. The following is a summary of the amounts invested in various accounts.

LONESTAR INVESTMENT POOL - CORPORATE OVERNIGHT PLUS FUND

ELEMENTARY FUND	61,575.42
GENERAL FUND	107,283,558.55
INTEREST & SINKING FUND	4,008,533.00
TOTAL:	<u>\$111,353,666.97</u>

The grand total of the District's investments on February 28,2025 was \$111,353,666.97
The market value of these investments as of February 28,2025 was \$111,361,865.30

Eagle Pass Independent School District

Schedule of Investments and Market Values

February 28, 2025

LONESTAR INVESTMENT POOL - **CORPORATE OVERNIGHT PLUS FUND:**

Account	Investments 2/29/2024	3 mth. Avg. Annual Yield	Market Values 2/29/2024	Investments 2/28/2025	3 mth. Avg. Annual Yield	Market Values 2/28/2025
Elementary Fund	116,151.22	5.59%	116,149.72	61,575.42	4.63%	61,579.95
General Fund	112,509,880.93	5.59%	112,508,429.02	107,283,558.55	4.63%	107,291,457.22
Interest & Sinking Fund	3,470,750.22	5.59%	3,470,705.43	4,008,533.00	4.63%	4,008,828.13
TOTAL OF INVESTMENTS	\$116,096,782.37	5.59%	\$116,095,284.17	\$111,353,666.97	4.63%	\$111,361,865.30

OTHER YIELD AVERAGES:

	02/29/2024*	05/31/2024*	08/31/2024**	11/30/2024*	02/29/2025*
Lonestar Investment Pool-Corporate Overnight Plus Fund	5.59%	5.48%	5.53%	5.11%	4.63%
Wall Street Journal 91-Day US Treasury Bill	5.23%	5.24%	5.24%	4.55%	4.23%
Wall Street Journal 6-Month US Treasury Bill	5.08%	5.14%	5.12%	4.35%	4.18%
Cash in bank accounts	3.56%	3.56%	3.56%	3.04%	2.55%

* 3-Month Average

** 12-Month Average

NOTE:

Cash in bank accounts as of 02/28/25--\$8,554,888.50: Food Service Fund \$1,741,294.91; General Operating Fund \$6,766,715.96; AND I&S Fund \$46,877.63.

Federal Deposit Insurance Corporation and Market Value of Pledged Amount: \$250,000 + \$14,459,911.04 = **\$14,709,911.04**

EAGLE PASS INDEPENDENT SCHOOL DISTRICT
Schedule of Investments and Interest Earned
For Quarter Ending February 28,2025

Quarterly: 12/01/2024 - 02/28/2025

Fund	Fund Code	Account Type	Investments	Interest Earned	Investments	Interest Earned
			Account Balance as of 02/29/2024	12/01/2023 to 2/29/2024	Account Balance as of 02/28/2025	12/01/2024 to 2/28/2025
Elementary Fund	865	Corporate Overnight Plus Fund	116,151.22	1,665.45	61,575.42	886.24
General Fund	199	Corporate Overnight Plus Fund	112,509,880.93	1,417,159.21	107,283,558.55	1,129,360.33
Interest & Sinking Fund	518	Corporate Overnight Plus Fund	3,470,750.22	41,661.51	4,008,533.00	38,516.90
Total Invested/Interest Earned			<u>116,096,782.37</u>	<u>1,460,486.17</u>	<u>111,353,666.97</u>	<u>1,168,763.47</u>

Year to Date: 09/01/2024 - 02/28/2025

Fund	Fund Code	Account Type	Investments	Interest Earned	Investments	Interest Earned
			Account Balance as of 02/29/2024	09/01/2023 to 2/29/2024	Account Balance as of 02/28/2025	09/01/2024 to 2/28/2025
Elementary Fund	865	Corporate Overnight Plus Fund	116,151.22	3,383.94	61,575.42	1,957.22
General Fund	199	Corporate Overnight Plus Fund	112,509,880.93	2,695,415.69	107,283,558.55	2,272,517.15
Interest & Sinking Fund	518	Corporate Overnight Plus Fund	3,470,750.22	66,948.39	4,008,533.00	60,654.07
Total Invested/Interest Earned			<u>116,096,782.37</u>	<u>2,765,748.02</u>	<u>111,353,666.97</u>	<u>2,335,128.44</u>

EAGLE PASS INDEPENDENT SCHOOL DISTRICT
Quarter Ending: 02/28/2025
Cash in Bank Accounts

Food Service Fund		1,741,294.91
General Fund		
Tax Collections-Escrow Account	204,805.60	
Designated Purpose Fund	73,935.38	
Tax Collections-Credit Card/ACH Payments	899,596.97	
Payroll Fund	2,247,230.52	
Disbursement Fund	2,063,721.97	
Elementary Fund	618,991.76	
Health Insurance Fund	374,289.78	
General Operating	284,143.98	6,766,715.96
I & S Fund-Bond Series		46,877.63
Total		8,554,888.50

* Federal Deposit Insurance Corporation	250,000.00
** Pledged Amount (LOC)	14,459,911.04
TOTAL	14,709,911.04
Amount Over/(Under) Pledged	6,155,022.54

* Federal Deposit Insurance Corporation (FDIC) amount provided by the U.S. government as collateral to insure deposits.

** Irrevocable Letter of Credit (ILOC) amount provided by PNC Bank as collateral to protect deposits as required by the Public Funds Investment Act. The ILOC issued by PNC Bank is held independently by the Federal Home Loan Bank of Atlanta and the school district is the only entity that is entitled to draw funds against it should the bank fail.

Checking Account Interest Rates			3-Month
12/31/2024	1/31/2025	2/28/2025	Average
2.60%	2.53%	2.53%	2.55%

CD Interest Rates*		
3-Month	6-Month	9-Month
N/A	N/A	N/A

PNC Bank will evaluate each CD rate solicitation upon request.

* PNC will evaluate each CD rate solicitation upon request

PNC BANK
EAGLE PASS INDEPENDENT SCHOOL DISTRICT
DEPOSITORY CONTRACT
LIMITS

PLEGDED AMOUNT:

FDIC	\$	250,000.00
SECURITIES: Book Value		-
Market Value		-
Letter of credit (LOC)	\$	14,459,911.04

Total Collateral	\$	14,709,911.04
------------------	----	---------------

BANK ACCOUNT BALANCES AS OF: February 28, 2025

Designated Purpose Fund	49-4465-6283	73,935.38
Disbursement Fund	49-4465-7868	2,063,721.97
Elementary Fund	49-4465-7876	618,991.76
Tax Collections-Escrow Account	49-4249-5711	204,805.60
Food Service Fund	49-4465-6291	1,741,294.91
General Operating Fund	49-4466-4734	284,143.98
Health Insurance Fund	49-4343-8815	374,289.78
I&S Fund	49-4465-7884	46,877.63
Payroll Fund	49-4465-7841	2,247,230.52
Tax Collections-Credit Card/ACH	49-4465-6662	899,596.97

Certificates of Deposit	\$	-
-------------------------	----	---

Total Checking Account Balances	\$	8,554,888.50
---------------------------------	----	--------------

Amount Over/(Under) Pledged	\$	6,155,022.54
-----------------------------	----	---------------------

PNC BANK
EAGLE PASS INDEPENDENT SCHOOL DISTRICT
DEPOSITORY CONTRACT
LIMITS

PLEDGED AMOUNT:

FDIC	\$	250,000.00
SECURITIES: Book Value		-
Market Value		-
Letter of credit (LOC)	\$	15,520,119.00

Total Collateral	\$	15,770,119.00
------------------	----	---------------

BANK ACCOUNT BALANCES AS OF: February 29, 2024

Designated Purpose Fund	49-4465-6283	951.03
Disbursement Fund	49-4465-7868	1,036,529.95
Elementary Fund	49-4465-7876	595,860.52
Tax Collections-Escrow Account	49-4249-5711	260,481.67
Food Service Fund	49-4465-6291	1,355,297.12
General Operating Fund	49-4466-4734	48,936.64
Health Insurance Fund	49-4343-8815	479,951.52
I&S Fund	49-4465-7884	13,005.40
Payroll Fund	49-4465-7841	3,522,442.98
Tax Collections-Credit Card/ACH	49-4465-6662	958,048.40

Certificates of Deposit	\$	-
-------------------------	----	---

Total Checking Account Balances	\$	8,271,505.23
---------------------------------	----	--------------

Amount Over/(Under) Pledged	\$	7,498,613.77
-----------------------------	----	---------------------



Participant #: 159901

Lone Star™ 2025 2nd Quarter
Investment Pool Quarterly Statement

Statement Period: 12/01/2024 to 02/28/2025

Ismael Mijares
Eagle Pass ISD
587 Madison St
Eagle Pass, Texas 78852



Summary of Portfolio Holdings

Account	Fund	Number of Shares	Price Per Share	Account Book Value (USD)	Account Market Value (USD)	% Port.
Elementary Fund	Corporate Overnight Plus Fund	61,575.42	1.00	61,575.42	61,579.95	0.06%
		Totals:		61,575.42	61,579.95	

Account	Fund	Number of Shares	Price Per Share	Account Book Value (USD)	Account Market Value (USD)	% Port.
General Fund	Corporate Overnight Plus Fund	107,283,558.55	1.00	107,283,558.55	107,291,457.22	96.34%
		Totals:		107,283,558.55	107,291,457.22	

Account	Fund	Number of Shares	Price Per Share	Account Book Value (USD)	Account Market Value (USD)	% Port.
Interest & Sinking Fund	Corporate Overnight Plus Fund	4,008,533.00	1.00	4,008,533.00	4,008,828.13	3.60%
		Totals:		4,008,533.00	4,008,828.13	

Totals

	Fund	Number of Shares	Price Per Share	Fund Balance (USD)	% Port.
	Corporate Overnight Fund	0.00	1.00	0.00	0.00 %
	Government Overnight Fund	0.00	1.00	0.00	0.00 %
	Corporate Overnight Plus Fund	111,353,666.97	1.00	111,353,666.97	100.00 %
		Total Value:		111,353,666.97	100.00 %

Portfolio Transactions

Elementary Fund - Corporate Overnight Plus Fund

Settle Date	Trade Type	Share Balance	Number of Shares	Price/Share	Amount (USD)
12/01/2024	Starting Balance	82,435.76			82,435.76
12/03/2024	Transfer Out	80,823.93	-1,611.83	1.00	-1,611.83
12/13/2024	Transfer Out	80,491.39	-332.54	1.00	-332.54
12/31/2024	Interest	80,817.45	326.06	1.00	326.06
01/14/2025	Transfer Out	80,277.70	-539.75	1.00	-539.75



Elementary Fund - Corporate Overnight Plus Fund (Continued)

Settle Date	Trade Type	Share Balance	Number of Shares	Price/Share	Amount (USD)
01/23/2025	Transfer Out	79,951.64	-326.06	1.00	-326.06
01/23/2025	Transfer Out	77,644.73	-2,306.91	1.00	-2,306.91
01/31/2025	Interest	77,955.80	311.07	1.00	311.07
02/07/2025	Transfer Out	76,509.10	-1,446.70	1.00	-1,446.70
02/12/2025	Transfer Out	76,198.03	-311.07	1.00	-311.07
02/19/2025	Transfer Out	65,092.92	-11,105.11	1.00	-11,105.11
02/20/2025	Transfer Out	63,014.39	-2,078.53	1.00	-2,078.53
02/28/2025	Transfer Out	61,326.31	-1,688.08	1.00	-1,688.08
02/28/2025	Interest	61,575.42	249.11	1.00	249.11
02/28/2025	Ending Balance	61,575.42			61,575.42

General Fund - Corporate Overnight Plus Fund

Settle Date	Trade Type	Share Balance	Number of Shares	Price/Share	Amount (USD)
12/01/2024	Starting Balance	95,022,769.94			95,022,769.94
12/02/2024	Withdrawal	95,002,760.72	-20,009.22	1.00	-20,009.22
12/03/2024	Transfer In	95,004,372.55	1,611.83	1.00	1,611.83
12/03/2024	Withdrawal	92,004,372.55	-3,000,000.00	1.00	-3,000,000.00
12/03/2024	Withdrawal	91,891,761.93	-112,610.62	1.00	-112,610.62
12/04/2024	Withdrawal	90,891,761.93	-1,000,000.00	1.00	-1,000,000.00
12/06/2024	Deposit	92,778,305.53	1,886,543.60	1.00	1,886,543.60
12/06/2024	Vendor Payment Tristar Risk Management	92,766,142.56	-12,162.97	1.00	-12,162.97
12/06/2024	Vendor Payment Texas State Natural Gas, Inc.	92,764,723.59	-1,418.97	1.00	-1,418.97
12/06/2024	Vendor Payment Tristar Risk Management	92,743,856.74	-20,866.85	1.00	-20,866.85
12/09/2024	Withdrawal	90,857,313.14	-1,886,543.60	1.00	-1,886,543.60
12/10/2024	Vendor Payment Frontera Construction, LLC	90,776,858.38	-80,454.76	1.00	-80,454.76
12/10/2024	Vendor Payment Frontera Construction, LLC	90,717,204.38	-59,654.00	1.00	-59,654.00
12/10/2024	Vendor Payment Frontera Construction, LLC	90,671,529.19	-45,675.19	1.00	-45,675.19
12/10/2024	Vendor Payment JP Sanchez Construction Co Inc	90,594,182.09	-77,347.10	1.00	-77,347.10
12/13/2024	Transfer In	90,594,514.63	332.54	1.00	332.54
12/17/2024	Withdrawal	89,854,514.63	-740,000.00	1.00	-740,000.00
12/19/2024	Vendor Payment HEB Grocery Company, LP	89,838,744.43	-15,770.20	1.00	-15,770.20
12/20/2024	Withdrawal	87,638,744.43	-2,200,000.00	1.00	-2,200,000.00
12/23/2024	Vendor Payment Tristar Risk Management	87,624,815.24	-13,929.19	1.00	-13,929.19
12/24/2024	Deposit	98,901,159.24	11,276,344.00	1.00	11,276,344.00
12/31/2024	Interest	99,276,101.19	374,941.95	1.00	374,941.95
01/07/2025	Deposit	100,567,050.21	1,290,949.02	1.00	1,290,949.02
01/07/2025	Withdrawal	98,567,050.21	-2,000,000.00	1.00	-2,000,000.00
01/08/2025	Withdrawal	97,067,050.21	-1,500,000.00	1.00	-1,500,000.00
01/08/2025	Withdrawal	95,776,101.19	-1,290,949.02	1.00	-1,290,949.02
01/08/2025	Withdrawal	95,705,112.64	-70,988.55	1.00	-70,988.55
01/10/2025	Vendor Payment Texas State Natural Gas, Inc.	95,703,132.55	-1,980.09	1.00	-1,980.09
01/14/2025	Transfer In	95,703,672.30	539.75	1.00	539.75
01/14/2025	Vendor Payment Hellas Construction Inc.	95,613,936.25	-89,736.05	1.00	-89,736.05



General Fund - Corporate Overnight Plus Fund (Continued)

Settle Date	Trade Type	Share Balance	Number of Shares	Price/Share	Amount (USD)
01/14/2025	Vendor Payment Hellas Construction Inc.	95,370,301.15	-243,635.10	1.00	-243,635.10
01/15/2025	Vendor Payment Tristar Risk Management	95,363,530.88	-6,770.27	1.00	-6,770.27
01/16/2025	Deposit	96,663,530.88	1,300,000.00	1.00	1,300,000.00
01/16/2025	Deposit	96,791,370.44	127,839.56	1.00	127,839.56
01/16/2025	Deposit	98,615,118.63	1,823,748.19	1.00	1,823,748.19
01/16/2025	Deposit	98,631,876.07	16,757.44	1.00	16,757.44
01/16/2025	Deposit	98,707,702.80	75,826.73	1.00	75,826.73
01/16/2025	Deposit	98,897,272.32	189,569.52	1.00	189,569.52
01/16/2025	Deposit	98,897,774.82	502.50	1.00	502.50
01/16/2025	Deposit	98,915,045.14	17,270.32	1.00	17,270.32
01/16/2025	Withdrawal	96,663,530.88	-2,251,514.26	1.00	-2,251,514.26
01/17/2025	Deposit	96,667,530.88	4,000.00	1.00	4,000.00
01/17/2025	Withdrawal	96,663,530.88	-4,000.00	1.00	-4,000.00
01/23/2025	Transfer In	96,665,837.79	2,306.91	1.00	2,306.91
01/23/2025	Transfer In	96,666,163.85	326.06	1.00	326.06
01/24/2025	Deposit	107,779,709.85	11,113,546.00	1.00	11,113,546.00
01/24/2025	Vendor Payment Frontera Construction, LLC	107,557,707.17	-222,002.68	1.00	-222,002.68
01/24/2025	Vendor Payment Tristar Risk Management	107,546,241.16	-11,466.01	1.00	-11,466.01
01/24/2025	Vendor Payment Frontera Construction, LLC	107,296,469.67	-249,771.49	1.00	-249,771.49
01/24/2025	Vendor Payment JP Sanchez Construction Co Inc	107,140,102.52	-156,367.15	1.00	-156,367.15
01/24/2025	Vendor Payment HEB Grocery Company, LP	107,117,050.53	-23,051.99	1.00	-23,051.99
01/24/2025	Vendor Payment JP Sanchez Construction Co Inc	106,999,440.53	-117,610.00	1.00	-117,610.00
01/24/2025	Vendor Payment Frontera Construction, LLC	106,979,885.52	-19,555.01	1.00	-19,555.01
01/29/2025	Deposit	106,990,285.17	10,399.65	1.00	10,399.65
01/29/2025	Deposit	107,658,416.30	668,131.13	1.00	668,131.13
01/29/2025	Withdrawal	106,979,885.52	-678,530.78	1.00	-678,530.78
01/30/2025	Withdrawal	106,913,296.48	-66,589.04	1.00	-66,589.04
01/31/2025	Deposit	109,096,951.61	2,183,655.13	1.00	2,183,655.13
01/31/2025	Deposit	110,273,374.73	1,176,423.12	1.00	1,176,423.12
01/31/2025	Deposit	110,773,374.73	500,000.00	1.00	500,000.00
01/31/2025	Adjustment Deduct Shares correction of mispost	108,589,719.60	-2,183,655.13	1.00	-2,183,655.13
01/31/2025	Interest	108,978,500.56	388,780.96	1.00	388,780.96
02/03/2025	Deposit	109,478,500.56	500,000.00	1.00	500,000.00
02/03/2025	Vendor Payment Hellas Construction Inc.	109,267,211.30	-211,289.26	1.00	-211,289.26
02/03/2025	Withdrawal	109,207,164.10	-60,047.20	1.00	-60,047.20
02/04/2025	Deposit	110,207,164.10	1,000,000.00	1.00	1,000,000.00
02/05/2025	Withdrawal	109,030,740.98	-1,176,423.12	1.00	-1,176,423.12
02/05/2025	Withdrawal	106,220,740.98	-2,810,000.00	1.00	-2,810,000.00
02/07/2025	Transfer In	106,222,187.68	1,446.70	1.00	1,446.70
02/10/2025	Vendor Payment Tristar Risk Management	106,213,572.80	-8,614.88	1.00	-8,614.88
02/10/2025	Vendor Payment Texas State Natural Gas, Inc.	106,210,790.74	-2,782.06	1.00	-2,782.06
02/10/2025	Vendor Payment JP Sanchez Construction Co Inc	105,934,475.64	-276,315.10	1.00	-276,315.10



General Fund - Corporate Overnight Plus Fund (Continued)

Settle Date	Trade Type	Share Balance	Number of Shares	Price/Share	Amount (USD)
02/12/2025	Transfer In	105,934,786.71	311.07	1.00	311.07
02/13/2025	Vendor Payment Frontera Construction, LLC	105,817,897.69	-116,889.02	1.00	-116,889.02
02/13/2025	Vendor Payment JP Sanchez Construction Co Inc	105,467,224.19	-350,673.50	1.00	-350,673.50
02/13/2025	Vendor Payment JP Sanchez Construction Co Inc	105,095,679.19	-371,545.00	1.00	-371,545.00
02/18/2025	Withdrawal	104,095,679.19	-1,000,000.00	1.00	-1,000,000.00
02/18/2025	Vendor Payment Frontera Construction, LLC	103,883,249.46	-212,429.73	1.00	-212,429.73
02/19/2025	Transfer In	103,894,354.57	11,105.11	1.00	11,105.11
02/19/2025	Vendor Payment TASB Risk Management Fund	103,889,396.59	-4,957.98	1.00	-4,957.98
02/19/2025	Vendor Payment JP Sanchez Construction Co Inc	103,765,231.59	-124,165.00	1.00	-124,165.00
02/19/2025	Withdrawal	102,065,231.59	-1,700,000.00	1.00	-1,700,000.00
02/20/2025	Deposit	102,070,271.59	5,040.00	1.00	5,040.00
02/20/2025	Transfer In	102,072,350.12	2,078.53	1.00	2,078.53
02/20/2025	Withdrawal	102,067,310.12	-5,040.00	1.00	-5,040.00
02/21/2025	Deposit	103,239,637.27	1,172,327.15	1.00	1,172,327.15
02/21/2025	Withdrawal	102,067,310.12	-1,172,327.15	1.00	-1,172,327.15
02/24/2025	Vendor Payment HEB Grocery Company, LP	102,062,640.23	-4,669.89	1.00	-4,669.89
02/25/2025	Deposit	107,523,380.23	5,460,740.00	1.00	5,460,740.00
02/25/2025	Vendor Payment Tristar Risk Management	107,499,386.46	-23,993.77	1.00	-23,993.77
02/25/2025	Withdrawal	107,049,386.46	-450,000.00	1.00	-450,000.00
02/27/2025	Withdrawal	106,916,233.05	-133,153.41	1.00	-133,153.41
02/28/2025	Transfer In	106,917,921.13	1,688.08	1.00	1,688.08
02/28/2025	Interest	107,283,558.55	365,637.42	1.00	365,637.42
02/28/2025	Ending Balance	107,283,558.55			107,283,558.55

Interest & Sinking Fund - Corporate Overnight Plus Fund

Settle Date	Trade Type	Share Balance	Number of Shares	Price/Share	Amount (USD)
12/01/2024	Starting Balance	2,693,991.10			2,693,991.10
12/17/2024	Deposit	3,093,991.10	400,000.00	1.00	400,000.00
12/31/2024	Interest	3,105,647.01	11,655.91	1.00	11,655.91
01/08/2025	Deposit	3,605,647.01	500,000.00	1.00	500,000.00
01/16/2025	Deposit	3,705,647.01	100,000.00	1.00	100,000.00
01/17/2025	Adjustment Deduct Shares ACH reject- debit block Effective as of 1/16/2025	3,605,647.01	-100,000.00	1.00	-100,000.00
01/21/2025	Deposit	3,795,647.01	190,000.00	1.00	190,000.00
01/30/2025	Deposit	4,095,647.01	300,000.00	1.00	300,000.00
01/31/2025	Interest	4,109,603.05	13,956.04	1.00	13,956.04
02/03/2025	Withdrawal	3,415,628.05	-693,975.00	1.00	-693,975.00
02/04/2025	Deposit	3,695,628.05	280,000.00	1.00	280,000.00
02/28/2025	Deposit	3,995,628.05	300,000.00	1.00	300,000.00
02/28/2025	Interest	4,008,533.00	12,904.95	1.00	12,904.95
02/28/2025	Ending Balance	4,008,533.00			4,008,533.00

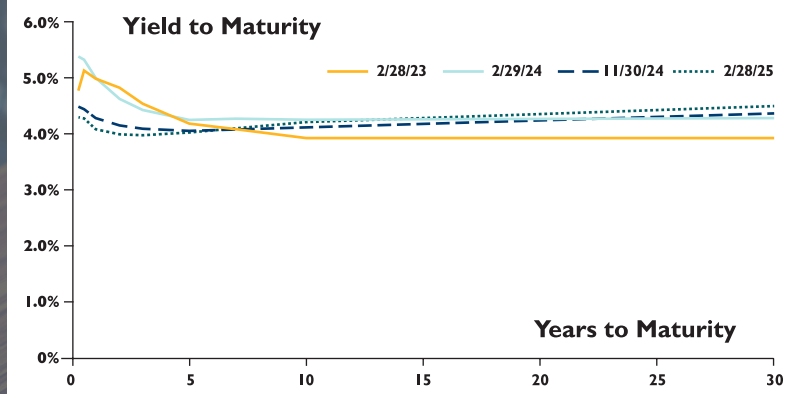


Important Information about this statement

Please review this statement carefully, it is the official record of your account with Lone Star Investment Pool and First Public, LLC. If you disagree with any transaction, or if there are any errors or omissions in this statement please notify us promptly in writing, but no later than 10 business days after receipt of this statement. Trades pending settlement will not appear on this statement. All such trades will appear in the next monthly statement. The yield for the period is an annualized rate that reflects the relationship between the average amount of income earned and the average daily balance for the account. Please notify First Public promptly and in writing of any changes of address or phone number. Times of transactions will be furnished upon written request. The Lone Star Investment Pool Information Statement should be read carefully before investing. Investors should consider the investment objectives, risks, charges and expenses associated with municipal fund securities before investing. All transactions are no load. No remuneration has, or will be, paid to any entity in connection with this transaction. An investor may obtain an Information Statement by contacting First Public at the address and phone number identified above. An investment in Lone Star investment Pool is not insured or guaranteed by the Federal Deposit Insurance Corporation ("FDIC") or any other government agency and although Lone Star Investment Pool seeks to preserve the value of the investment at a fixed share price, it is possible to lose money by investing in municipal fund securities.

Quarterly Position Report

February 28, 2025



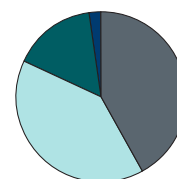
The US Treasury yield curve steepened in the three-month period ending February 28 as yields on securities maturing in one year fell approximately 20 basis points (bps) while longer maturing bond yields rose up to 13 bps. The equity markets traded lower during the period as the Dow Jones Industrial Average, S&P 500, and Nasdaq-100 indexes declined by -2.4%, -1.3%, and -1.9%, respectively. There were two Federal Open Market Committee (FOMC) meetings during the quarter. At the December meeting, it was a bit of a hawkish cut. While the Federal Reserve's (Fed) statement had minimal changes from the prior meeting, there was a tweak to the "extent and timing" language. As expected, the Fed held its policy rate steady in a range of 4.25% to 4.50% at the January 29 meeting. There has been an increase in uncertainty looking forward as the market will wait and see what impact the trade tariffs will have on inflation as well as the overall economy.

Government Overnight Fund

Duration 0.07817

	Participant Assets	Market Value
Beginning of Quarter Balance	5,998,532,554.05	5,999,120,861.75
Deposits	9,498,994,509.24	
Withdrawals	(6,988,546,397.63)	
End of Quarter Balance	8,508,980,665.66	8,510,035,450.18

Agencies	42%
Cash/Repo	40%
Treasuries	16%
MM Funds	2%

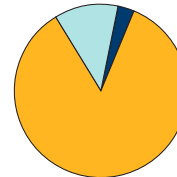


Corporate Overnight Fund

Duration 0.21262

	Participant Assets	Market Value
Beginning of Quarter Balance	3,383,331,467.77	3,383,567,909.23
Deposits	2,942,812,486.50	
Withdrawals	(2,016,354,480.75)	
End of Quarter Balance	4,309,789,473.52	4,309,949,696.30

Commercial Paper	85%
Cash/Repo	12%
MM Funds	3%

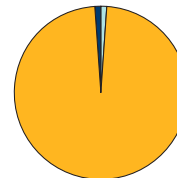


Corporate Overnight Plus Fund

Duration 0.26174

	Participant Assets	Market Value
Beginning of Quarter Balance	9,406,912,128.96	9,407,843,488.24
Deposits	12,135,865,569.91	
Withdrawals	(7,759,895,376.12)	
End of Quarter Balance	13,782,882,322.75	13,783,897,076.81

Commercial Paper	98%
MM Funds	1%
Cash/Repo	1%



Returns

	December		January		February	
	Average Rate	7-day SEC Yield	Average Rate	7-day SEC Yield	Average Rate	7-day SEC Yield
Govt Overnight Fund	4.54%	4.46%	4.35%	4.37%	4.35%	4.34%
Corp Overnight Fund	4.73%	4.66%	4.56%	4.53%	4.48%	4.47%
Corp Overnight Plus Fund	4.77%	4.71%	4.59%	4.56%	4.52%	4.52%

William Mastrodicca
William Mastrodicca

Lone Star Investment Pool Investment Officers

Tammy Davis
Tammy Davis

The Lone Star Information Statement should be read carefully before investing. Investors should consider the investment objectives, risks, charges, and expenses associated with this or any security prior to investing. Investment in Lone Star Investment Pool is not insured or guaranteed by the Federal Deposit Insurance Corporation (FDIC) or any other government agency, and although Lone Star seeks to preserve the value of the investment at a fixed share price, it is possible to lose money by investing in Lone Star. For further information or for an Information Statement, contact First Public at 800.558.8875. The return information is net of all current operating expenses. The return represents past performance and is no indication of future results.

First Public is a registered broker dealer with the Securities and Exchange Commission, the Financial Industry Regulatory Authority, and the Municipal Securities Rulemaking Board. First Public is not acting as a municipal advisor and is not providing advice or recommending any action to any municipal entity (including governmental entities under Section 15B of the U.S. Securities Exchange Act) or any of such entity's obligated persons. First Public does not assume or owe any fiduciary duty under Section 15B of the U.S. Securities Exchange Act with respect to the information contained herein. Please consult your professional and legal advisors and fiduciaries before acting on any of this information.