

# Texas Academic Performance Report (TAPR) 2020

Denton ISD  
Board Meeting, January 12, 2021

Lyneille Meza  
Director of Data & Assessment

# 2020 Accountability Ratings, Overall Summary

\*All Districts and Schools Were Not Rated in 2020 Due to COVID-19\*

Given the impact of COVID-19, all districts and schools received a label of Not Rated: Declared State of Disaster for their 2020 accountability ratings.

Distinction designations were not awarded in 2020.

# 2020 College, Career, and Military Readiness class of 2019

Total graduates 1,931  
 Total credit for CCMR criteria 1,449 75% +9.3%

	Count	Percent	From previous year
Met criteria in both ELAR & Math	904	47%	+ 3.8%
AP/IB Examination	417	22%	- 0.6%
Dual Credit Courses	151	8%	+ 1.7 %
Industry-Based Certifications	260	13%	+ 8.4%
Graduate with IEP and Workforce Readiness	67	3%	- 3.3%
Special Ed with Advanced Degree Plan	60	3%	+ 0.2%
US Armed Forces	172	9%	+ 4.7%
CTE Coherent Sequence Coursework	162	8%	+ 1.0%

# 2020 Graduation Rate

## Class of 2019

Graduated, 4-year                      1,884 of 1,945                      =                      96.9%

## Class of 2018

Graduated, 5-year Extended                      1,824 of 1,863                      =                      97.9%

## Class of 2017

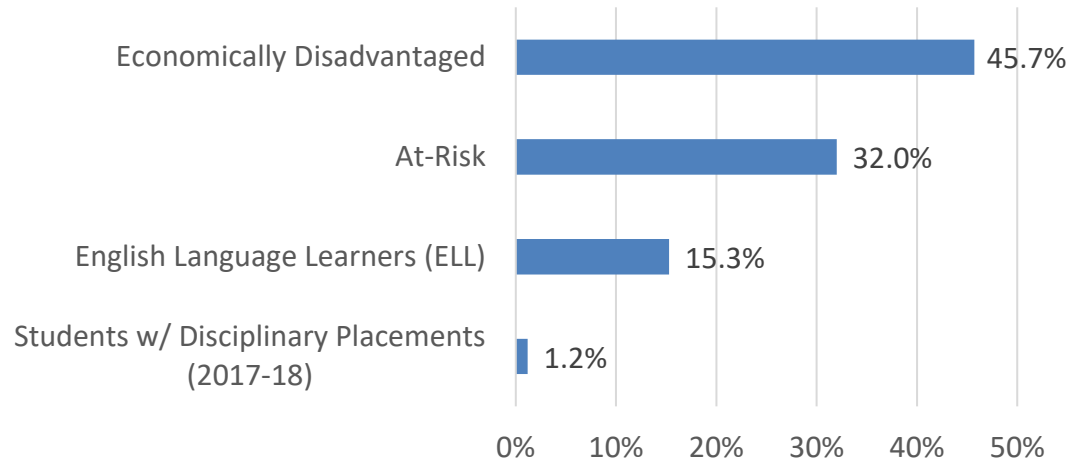
Graduated, 6-year Extended                      1,649 of 1,704                      =                      96.8%

## **STAAR Performance – no new data to present**

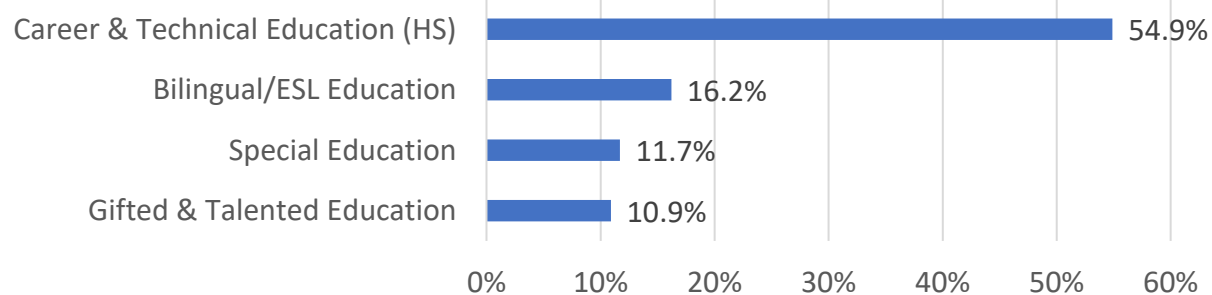
Please note that due to the cancellation of spring 2020 State of Texas Assessments of Academic Readiness (STAAR) due to the COVID-19 pandemic, the Performance section of this year's report is not updated.

# DISD reported a population of **30,682** students for the 2019-20 school year

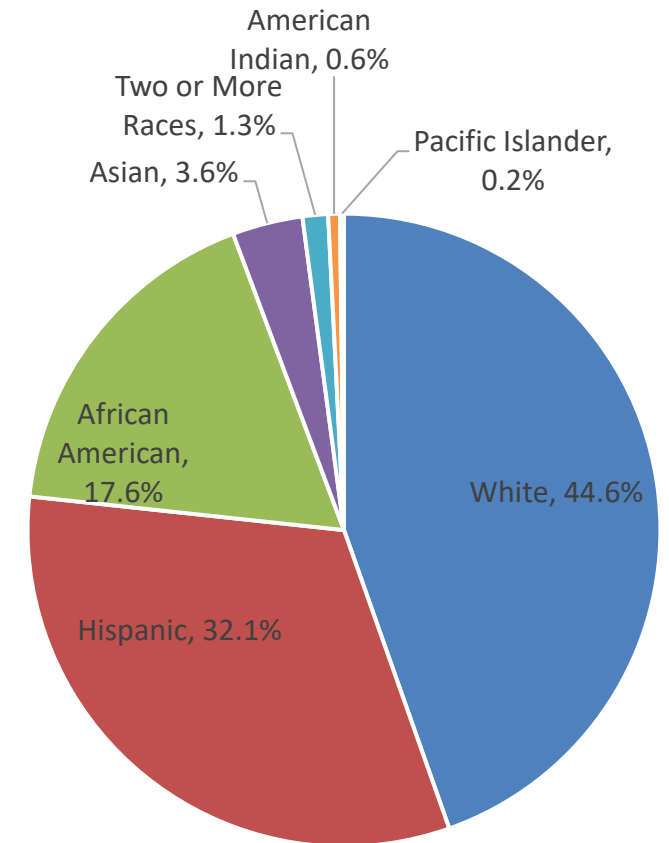
### Student Demographics



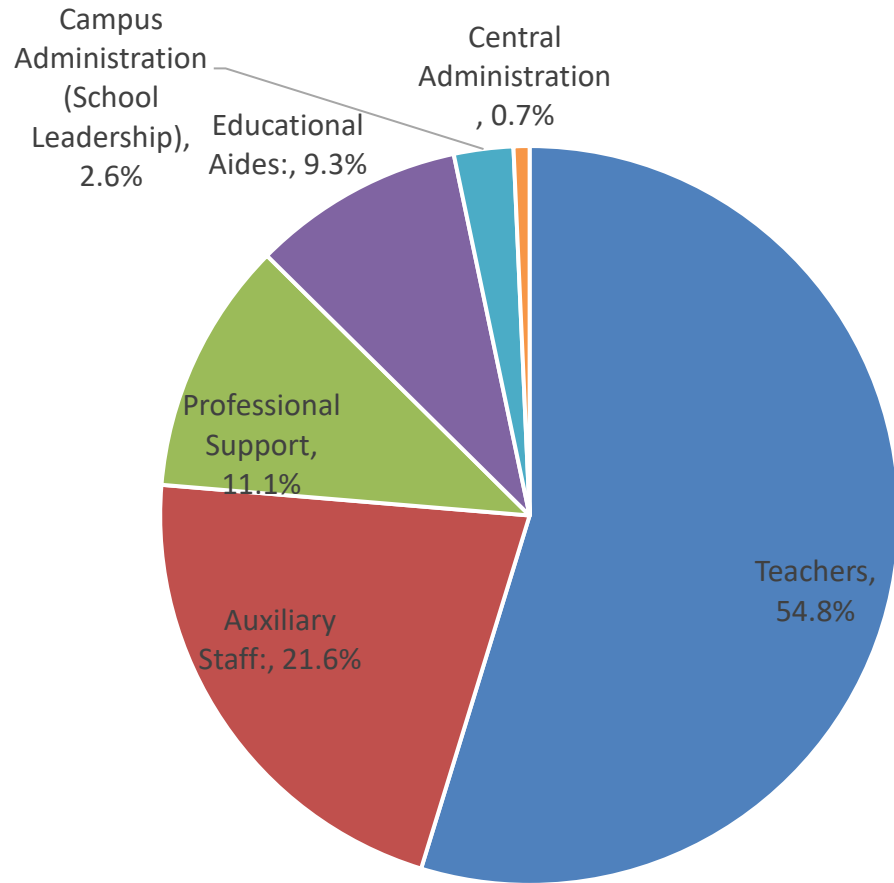
### Student Enrollment by Program



### Student Ethnicity

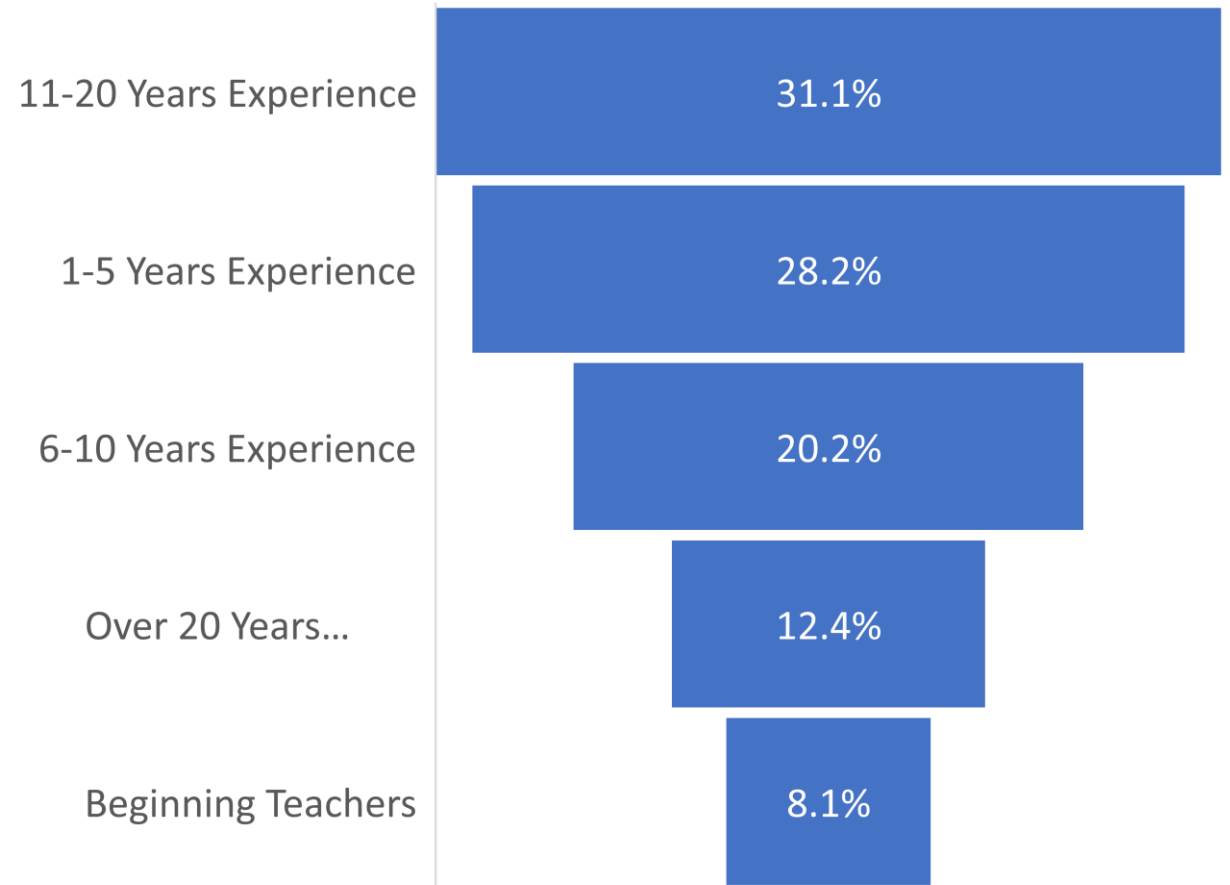


# DISD had **4263** staff members in the 2019-20 school year



Staff Distribution

Teachers by Years of Experience



# Links to 2019-20 Denton ISD Annual Report

- [TAPR](#)
- [2018-19 Financial Actual Reports](#)
- [District Accreditation Status](#)
- [Campus Performance Objectives](#)



# Internal links to 2020-21 Progress Monitoring for HB3

- [Dashboards](#) (Reading & Math)

- [CCMR](#)

SQL Server Reporting Services

★ Favorites Browse

CCMR  
Home > CCMR

FOLDERS (5)

- Bonus Information
- Data Requests
- Orphan Reports
- Re-Test E

PAGINATED REPORTS (14)

- ASVAB-No CCMR
- CCMR History
- CCMR List
- CCMR Potential Summary
- CCMR Summary
- CCMR-Career Readiness
- CCMR-College Readiness
- CCMR-Military Readiness
- CCMR-Not CCMR Ready
- CCMR-Not College R
- Certification
- Potential Career Ready
- Potential Military Readine
- Potential\_College\_Ready

### Elementary 2020-21

K-2 BOY, 2020-21  
Early Literacy Inventory (ELI/SEL)  
ISIP - iStation Reading Screener (not required for Kinder and 1st)  
Imagine Math - Math Screener (not required for Kinder and 1st)

Zone:  Grasswell  Denton  Guyer  Ryan

Building: AB

Fed Race Ethnic: AB

Learning Mode:  Connected Learning  Face-to-face

Grade:  0  1  2

EcDis:  No  Yes

S/ELI Language:  E  S

At Risk:  N  Y

Gender:  F  M

Students by S/ELI Overall

Category	Count	Percentage
Meets Sta...	2,21K	34.62%
Develo...	2,46K	38.53%
Beginni...	1,59K	24.86%
Other	0,13K	1.99%

Students by ISIP Overall

Category	Count	Percentage
No Data	3,24K	50.71%
Meets	1,65K	25.84%
Developing	1K	15.7%
Beginning	0,5K	7.75%

Students by Imagine Math

Category	Count	Percentage
Did not meet	2,80K	44.17%
approaches	0,46K	7.26%
meets	2,01K	31.58%
masters	0,3K	4.5%

Microsoft Power BI 1 of 3