

DAVIS COUNTY SCHOOL DISTRICT
MONTHLY BUDGET REPORT
 FOR THE MONTH ENDED MARCH 31, 2026

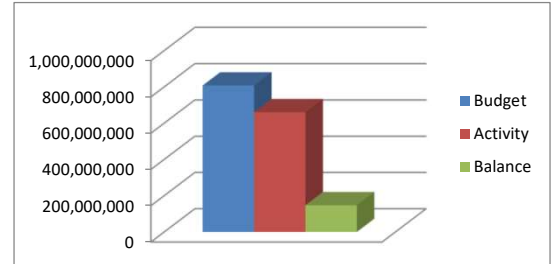
Percent of 9 month School Year Complete - 77.78%
 Percent of Fiscal Year Complete- 75.00%

	Fiscal Budget	Fiscal YTD Activity	Fiscal YTD Balance	YTD Activity as % of Budget
--	---------------	---------------------	--------------------	-----------------------------

GENERAL FUND

REVENUE:

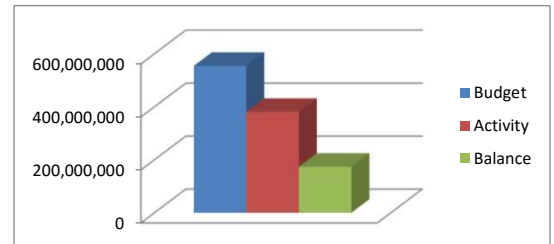
Local				
Taxes & Fees	180,098,731	180,016,537	82,194	99.95%
Tuition / Class Fees	2,741,200	976,754	1,764,446	35.63%
Investment Earnings	13,395,809	12,145,974	1,249,835	90.67%
Other	9,592,500	9,543,235	49,265	99.49%
State	564,531,624	438,745,523	125,786,101	77.72%
Federal	37,652,399	19,065,516	18,586,883	50.64%
Sale of Fixed Assets	0	0	0	0.00%
TOTAL REVENUE	808,012,263	660,493,539	147,518,724	81.74%



EXPENDITURES:

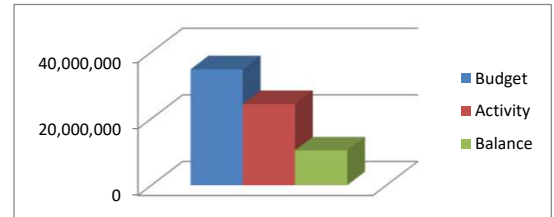
INSTRUCTION (1000)

Salaries	362,099,290	241,414,528	120,684,762	66.67%
Benefits	144,773,800	98,995,625	45,778,175	68.38%
Purchased Services	12,519,600	8,057,320	4,462,280	64.36%
Supplies & Textbooks	34,631,473	32,368,760	2,262,713	93.47%
Equipment	348,500	121,584	226,916	34.89%
Other	250,000	-68,659	318,659	-27.46%
TOTAL	554,622,663	380,889,158	173,733,505	68.68%



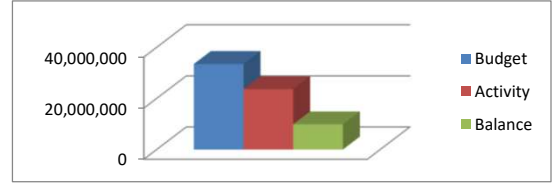
STUDENT SERVICES (2100)

Salaries	23,332,900	16,165,504	7,167,396	69.28%
Benefits	10,049,300	7,301,427	2,747,873	72.66%
Purchased Services	1,298,900	763,669	535,231	58.79%
Supplies	135,000	134,862	138	99.90%
Equipment	0	0	0	0.00%
Other	0	0	0	0.00%
TOTAL	34,816,100	24,365,462	10,450,638	69.98%



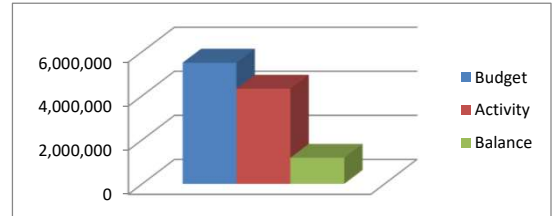
INSTRUCTIONAL STAFF (2200)

Salaries	22,099,100	15,398,929	6,700,171	69.68%
Benefits	9,419,700	6,896,990	2,522,710	73.22%
Purchased Services	725,900	331,038	394,862	45.60%
Supplies	1,262,000	1,013,452	248,548	80.31%
TOTAL	33,506,700	23,640,409	9,866,291	70.55%



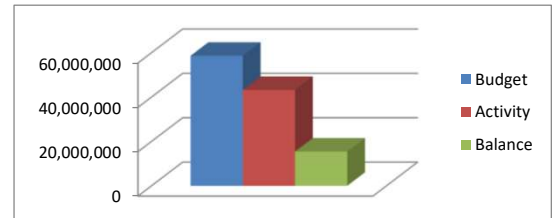
GENERAL ADMINISTRATIVE (2300)

Salaries	2,361,800	1,708,585	653,215	72.34%
Benefits	926,100	654,229	271,871	70.64%
Purchased Services	1,857,500	1,671,617	185,883	89.99%
Supplies	239,700	220,845	18,855	92.13%
Equipment	0	0	0	0.00%
Other	113,400	60,153	53,247	53.04%
TOTAL	5,498,500	4,315,429	1,183,071	78.48%



SCHOOL ADMINISTRATION (2400)

Salaries	40,771,500	29,902,784	10,868,716	73.34%
Benefits	17,817,100	13,260,330	4,556,770	74.42%
Purchased Services	29,400	27,615	1,785	93.93%
Supplies	11,400	7,448	3,952	65.33%
Equipment	0	0	0	0.00%
Other	27,600	26,908	692	97.49%
TOTAL	58,657,000	43,225,085	15,431,915	73.69%



DAVIS COUNTY SCHOOL DISTRICT
MONTHLY BUDGET REPORT
 FOR THE MONTH ENDED MARCH 31, 2026

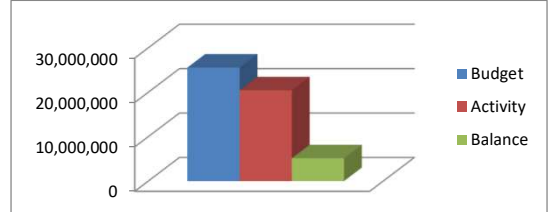
Percent of 9 month School Year Complete - 77.78%
 Percent of Fiscal Year Complete- 75.00%

	Fiscal Budget	Fiscal YTD Activity	Fiscal YTD Balance	YTD Activity as % of Budget
--	---------------	---------------------	--------------------	-----------------------------

GENERAL FUND EXPENDITURES (continued):

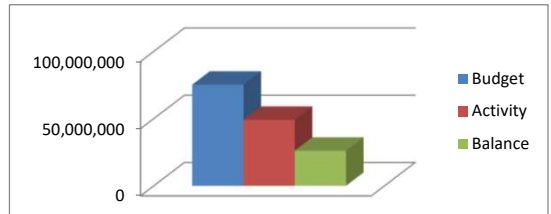
BUSINESS SUPPORT (2500)

Salaries	16,072,500	12,681,184	3,391,316	78.90%
Benefits	6,890,200	5,400,396	1,489,804	78.38%
Purchased Services	1,253,100	1,030,732	222,368	82.25%
Supplies	1,129,000	1,096,877	32,123	97.15%
Equipment	154,300	153,686	614	99.60%
Other	70,500	69,164	1,336	98.10%
TOTAL	25,569,600	20,432,039	5,137,561	79.91%



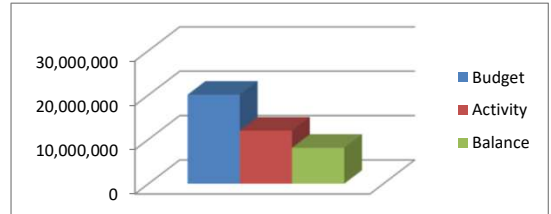
OPERATIONS & MAINTENANCE (2600)

Salaries	33,846,400	23,602,900	10,243,500	69.74%
Benefits	12,528,600	9,010,520	3,518,080	71.92%
Purchased Services	8,254,900	5,713,217	2,541,683	69.21%
Supplies	20,590,400	10,785,909	9,804,491	52.38%
Equipment	34,700	33,596	1,104	96.82%
Other	5,000	2,634	2,366	52.68%
TOTAL	75,260,000	49,148,776	26,111,224	65.31%



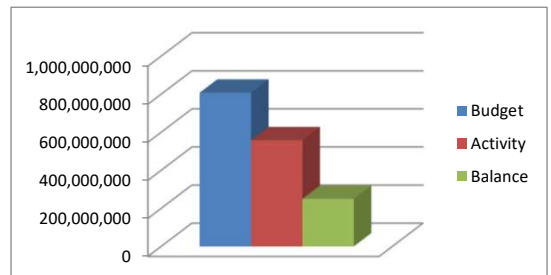
STUDENT TRANSPORTATION (2700)

Salaries	10,531,300	7,299,936	3,231,364	69.32%
Benefits	3,422,200	2,513,761	908,439	73.45%
Purchased Services	261,100	218,494	42,606	83.68%
Supplies	3,170,300	1,916,088	1,254,212	60.44%
Equipment / Buses	2,534,000	1,432	2,532,568	0.06%
Other	162,800	24,402	138,398	14.99%
TOTAL	20,081,700	11,974,112	8,107,588	59.63%



GENERAL FUND - TOTAL EXPENDITURES:

Salaries	511,114,790	348,174,350	162,940,440	68.12%
Benefits	205,827,000	144,033,277	61,793,723	69.98%
Purchased Services	26,200,400	17,813,701	8,386,699	67.99%
Supplies	61,169,273	47,544,242	13,625,031	77.73%
Equipment	3,071,500	310,298	2,761,202	10.10%
Other	629,300	114,601	514,699	18.21%
TOTAL	808,012,263	557,990,470	250,021,793	69.06%



DAVIS COUNTY SCHOOL DISTRICT
MONTHLY BUDGET REPORT
 FOR THE MONTH ENDED MARCH 31, 2026

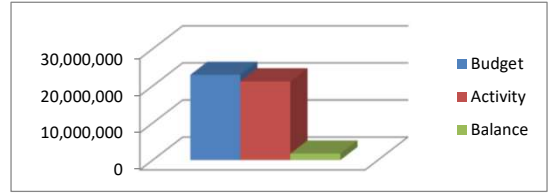
Percent of 9 month School Year Complete - 77.78%
 Percent of Fiscal Year Complete - 75.00%

	Fiscal Budget	Fiscal YTD Activity	Fiscal YTD Balance	YTD Activity as % of Budget
--	---------------	---------------------	--------------------	-----------------------------

SCHOOL ACTIVITIES FUND

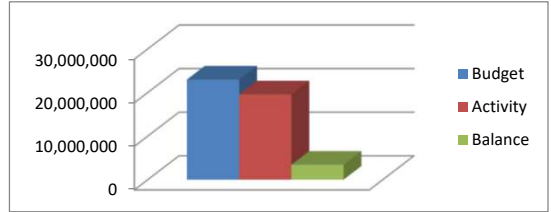
REVENUE:

Local Revenues	22,979,600	21,238,772	1,740,828	92.42%
Other Financing Sources	0	0	0	0.00%
TOTAL REVENUE	22,979,600	21,238,772	1,740,828	92.42%



EXPENDITURES:

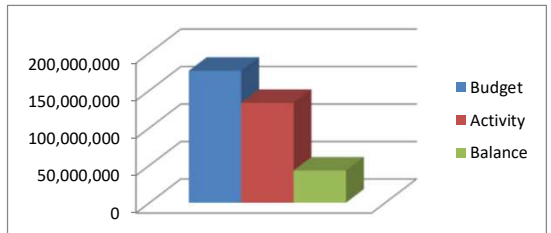
Salaries	1,885,700	1,161,149	724,551	61.58%
Benefits	300,800	186,355	114,445	61.95%
Professional Services	2,573,700	2,525,398	48,302	98.12%
Supplies and Materials	18,033,500	15,686,843	2,346,657	86.99%
Other Costs	185,900	87	185,813	0.05%
			0	0.00%
TOTAL	22,979,600	19,559,832	3,419,768	85.12%



CAPITAL OUTLAY FUND

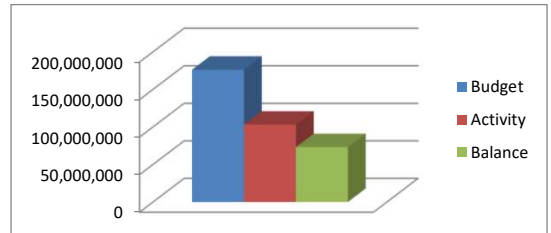
REVENUE:

Local				
Taxes	24,100,000	17,353,056	6,746,944	72.00%
Investment Earnings	6,000,000	530,261	5,469,739	8.84%
Other Local Revenue	2,500,000	2,277,393	222,607	91.10%
State	5,500,000	4,016,644	1,483,357	73.03%
Federal	0	0	0	0.00%
Other Financing Sources	138,000,000	108,967,094	29,032,906	78.96%
TOTAL REVENUE	176,100,000	133,144,448	42,955,552	75.61%



EXPENDITURES:

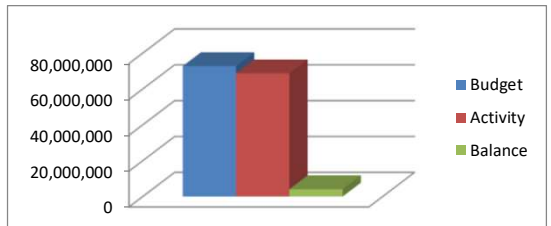
Purchased Services	147,810,700	80,254,118	67,556,582	54.30%
Supplies	12,185,100	11,790,685	394,415	96.76%
Equipment/Land	10,600,000	10,096,499	503,501	95.25%
Other	5,504,200	873,090	4,631,110	15.86%
TOTAL	176,100,000	103,014,391	73,085,609	58.50%



DEBT SERVICE FUND

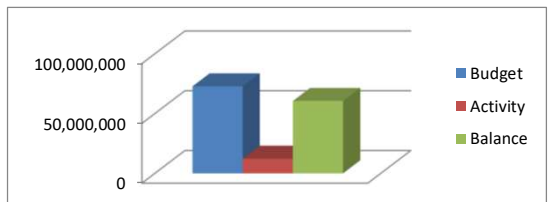
REVENUE:

Local				
Taxes	72,760,399	68,677,861	4,082,538	94.39%
Investment Earnings	0	0	0	0.00%
State	0	0	0	0.00%
Other Financing Sources	0	0	0	0.00%
TOTAL REVENUE	72,760,399	68,677,861	4,082,538	94.39%



EXPENDITURES:

Interest	23,809,142	12,230,293	11,578,849	51.37%
Principal Payment	44,245,000	0	44,245,000	0.00%
Other Fees	4,706,257	8,741	4,697,516	0.19%
Increase to Fund Balance			0	0.00%
TOTAL	72,760,399	12,239,034	60,521,365	16.82%



DAVIS COUNTY SCHOOL DISTRICT
MONTHLY BUDGET REPORT
 FOR THE MONTH ENDED MARCH 31, 2026

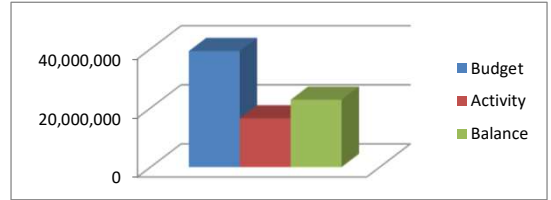
Percent of 9 month School Year Complete - 77.78%
 Percent of Fiscal Year Complete- 75.00%

	Fiscal Budget	Fiscal YTD Activity	Fiscal YTD Balance	YTD Activity as % of Budget
--	---------------	---------------------	--------------------	-----------------------------

NUTRITION SERVICES FUND

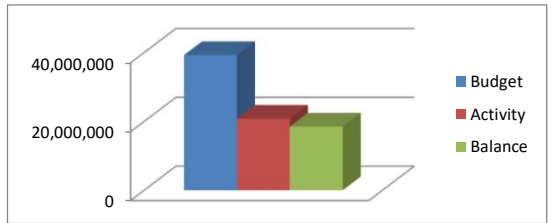
REVENUE:

Local	9,470,874	6,724,330	2,746,544	71.00%
State	6,000,000	2,477,227	3,522,773	41.29%
Federal	20,830,500	7,278,630	13,551,870	34.94%
Change in Retained Earnings	2,949,726	0	2,949,726	0.00%
TOTAL REVENUE	39,251,100	16,480,187	22,770,913	41.99%



EXPENDITURES:

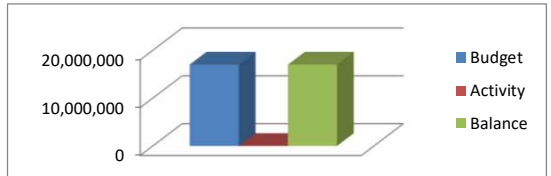
Salaries	10,205,800	6,409,176	3,796,624	62.80%
Benefits	3,715,200	2,338,996	1,376,204	62.96%
Purchased Services	1,837,100	1,783,748	53,352	97.10%
Supplies	1,338,300	840,936	497,364	62.84%
Food	16,826,000	7,663,288	9,162,712	45.54%
Equipment	4,000,000	439,151	3,560,849	10.98%
Other	1,328,700	1,286,696	42,004	96.84%
TOTAL	39,251,100	20,761,991	18,489,109	52.90%



TAX INCREMENT FUND

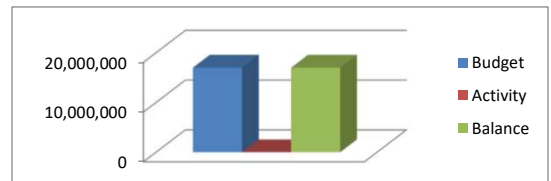
REVENUE:

Local	17,000,000	0	17,000,000	0.00%
TOTAL REVENUE	17,000,000	0	17,000,000	0.00%



EXPENDITURES:

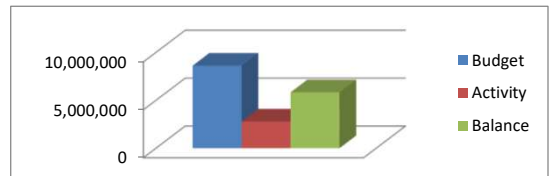
Salaries	0	0	0	0.00%
Benefits	0	0	0	0.00%
Purchased Services	0	0	0	0.00%
Supplies	0	0	0	0.00%
Equipment	0	0	0	0.00%
Other	17,000,000	0	17,000,000	0.00%
TOTAL	17,000,000	0	17,000,000	0.00%



FOUNDATION FUND

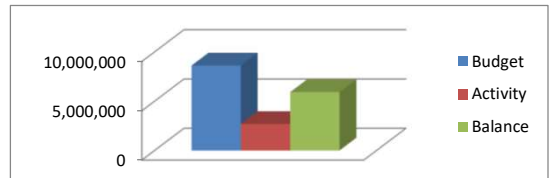
REVENUE:

Local	8,619,538	2,790,362	5,829,176	32.37%
State	0	0	0	0.00%
Fund Balance	0	0	0	0.00%
TOTAL REVENUE	8,619,538	2,790,362	5,829,176	32.37%



EXPENDITURES:

Purchased Services	31,007	10,835	20,172	34.94%
Supplies	1,125,045	450,115	674,930	40.01%
Interfund Transfers	7,463,486	2,235,150	5,228,336	29.95%
TOTAL	8,619,538	2,696,100	5,923,438	31.28%



DAVIS COUNTY SCHOOL DISTRICT
MONTHLY BUDGET REPORT
 FOR THE MONTH ENDED MARCH 31, 2026

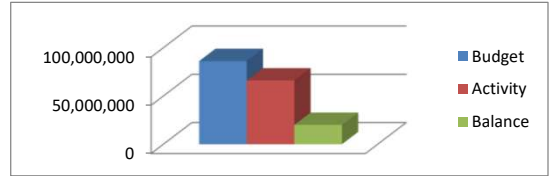
Percent of 9 month School Year Complete - 77.78%
 Percent of Fiscal Year Complete- 75.00%

	Fiscal Budget	Fiscal YTD Activity	Fiscal YTD Balance	YTD Activity as % of Budget
--	---------------	---------------------	--------------------	-----------------------------

SELF INSURANCE FUND

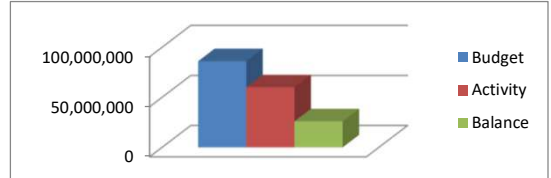
REVENUE:

Local	86,130,500	66,081,634	20,048,866	76.72%
State	0	0	0	0.00%
Fund Balance	0	0	0	0.00%
TOTAL REVENUE	86,130,500	66,081,634	20,048,866	76.72%



EXPENDITURES:

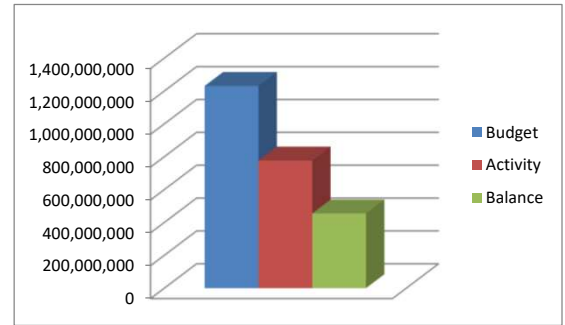
Benefits	78,601,700	54,084,277	24,517,423	68.81%
Purchased Services	7,528,800	5,979,383	1,549,417	79.42%
Interfund Transfers	0	0	0	0.00%
TOTAL	86,130,500	60,063,660	26,066,840	69.74%



ALL FUND SUMMARY

EXPENDITURES BY TYPE:

Salaries	523,206,290	355,744,675	167,461,615	67.99%
Benefits	288,444,700	200,642,905	87,801,795	69.56%
Purchased Services	185,981,707	108,367,183	77,614,524	58.27%
Supplies	110,677,218	83,976,109	26,701,109	75.87%
Equipment	17,671,500	10,845,948	6,825,552	61.38%
Other	104,871,985	16,748,659	88,123,326	15.97%
TOTAL EXPENDITURES	1,230,853,400	776,325,479	454,527,921	63.07%



EXPENDITURES BY FUND:

General Fund	808,012,263	557,990,470	250,021,793	69.06%
School Activities Fund	22,979,600	19,559,832	3,419,768	85.12%
Capital Outlay Fund	176,100,000	103,014,391	73,085,609	58.50%
Debt Service Fund	72,760,399	12,239,034	60,521,365	16.82%
Nutrition Services Fund	39,251,100	20,761,991	18,489,109	52.90%
Tax Increment Fund	17,000,000	0	17,000,000	0.00%
Davis Education Foundation	8,619,538	2,696,100	5,923,438	31.28%
Self Insurance Fund	86,130,500	60,063,660	26,066,840	69.74%
TOTAL EXPENDITURES	1,230,853,400	776,325,479	454,527,921	63.07%

