



EAST AURORA

SCHOOL DISTRICT 131

Oak Park Elementary School School Improvement Plan April 21, 2025

**Annette McMahon, Principal
Marisela Garcia, Assistant Principal**

2023-2024 Summary - Highlights

During the 2023-2024 school year:

- Reduced Major Office Discipline Referrals
- Attendance / Chronic absenteeism
- 47% of students met or exceeded expected growth in Reading (combined)
- 58% of students met or exceeded expected growth in Math

Building-Wide Data

	MATH				READING			
Grade	Common Formative Assessments (CFA)	NWEA MAP Expected Growth	IAR Meets or Exceeds		Common Formative Assessments (CFA)	NWEA MAP Expected Growth Reading English	NWEA MAP Expected Growth Reading Spanish	IAR Meets or Exceeds
KDG.	49%	84.1%			63%	47.6%	60.9%	
1st	25%	21.3%			35%	24%	54.5%	
2nd	51%	65.9%			57%	25%	60.7%	
3rd	62%	56.5%	1.6%		52%	41.7%	47.1%	3.2%
4th	47%	65.3%	3.8%		42%	31.6%	50%	13.5%
5th	49%	63%	0		57%	51.9%		4.8%

Goal # 1 Educational Equity



By Spring of 2025, Oak Park will measure a 10% decrease in Major Student Discipline Referrals from the 23-24 school year.

Action Plan:

- Create monthly goals for student behavior based on data
- Incentivize expected behavior on a school, classroom, and individual level
- Teach expectations K-5 at the onset of the year with re-teaching in January and April
- Teach expectations to Preschool students as each area is entered, on an ongoing basis
- Study of behavior incidents to find patterns followed by action plan




Goal # 2 Operational Excellence



Oak Park will maintain a cumulative monthly average daily attendance rate of 95% for the 2024-2025 school year.

Action Plan:

- Daily, weekly, monthly, quarterly incentives
- Daily phone calls from office staff
- Monthly letters and attendance resources to parents
- Parent meetings and attendance contracts
- Attendance Rocks Assembly for Tier 3 students
- Study of absences to determine patterns
- Traveling Trophy for Preschool



Goal # 4 Student Achievement


By Spring of 2025, 80% of Preschool students will show improvement in both LLD 10 (Pre-writing W1) and LLD6 (Comprehension / retelling - RI 2) from their Fall baseline score.

Action Plan:

- Utilization of TPOT Data
- Visit classrooms to monitor instruction
- Utilization of the Preschool Coaching Model
- Defined MTSS structure



Goal # 4 Student Achievement




By Winter of 2024, 60% of Students K-5 will meet or exceed their expected growth goals in reading as measured by NWEA MAP.

Action Plan:

- Monitor instruction in each classroom
- Create and monitor a K-5 writing plan
- Increase student voice through goal-setting and monitoring
- Facilitate a Parent Assessment Night
- Spring SMART Goal Setting for Reading L1
- Encourage a love of reading through challenges




Goal # 4 Student Achievement



By Winter of 2024, 60% of Students K-5 will meet or exceed their expected growth goals in math as measured by NWEA MAP.

Action Plan:

- Monitor small and large group instruction in each classroom
- Provide incentives and learning challenges during breaks
- Monitor iReady MyPath usage and progression
- Increase student voice through goal setting and monitoring
- Facilitate a Parent Assessment Night
- Spring SMART Goal Setting for Math





**EDUCATIONAL
EQUITY**

Meet the diverse needs of all students by ensuring a safe and inclusive learning environment.



**OPERATIONAL
EXCELLENCE**

Utilize systems and resources that promote operational excellence, efficiency, and fiscal accountability.



**COLLABORATIVE
LEADERSHIP**

Engage in continuous improvements through collaborative, student-focused, and data-driven leadership.



**STUDENT
ACHIEVEMENT**

Ensure the academic success of all students by closing the opportunity gap.

