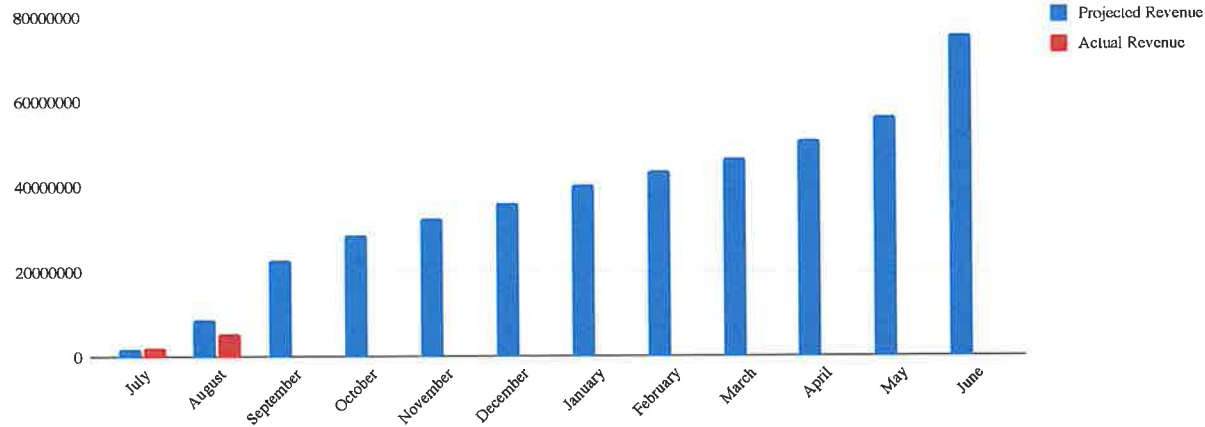
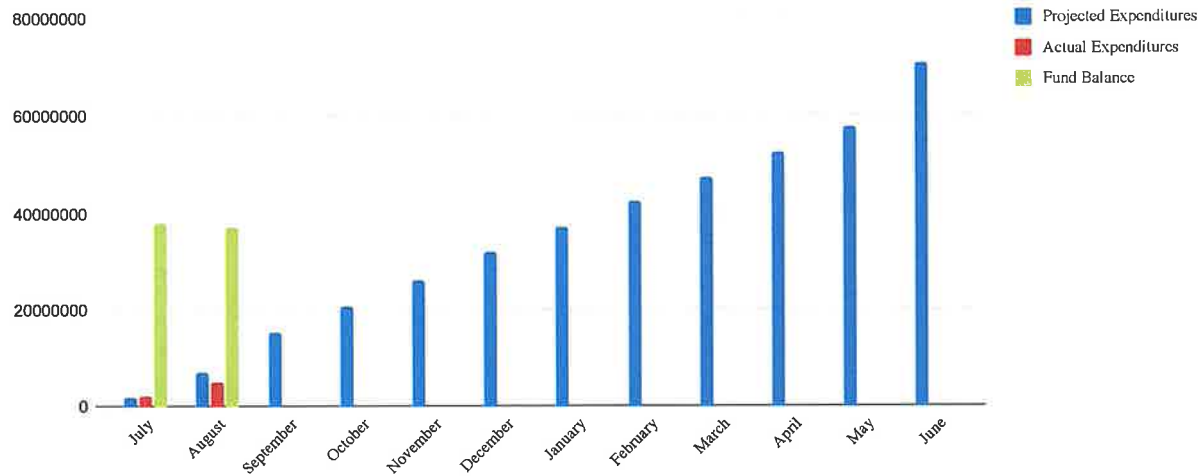


Ed Fund Revenues

	July	August	September	October	November	December	January	February	March	April	May	June
Projected Revenue	\$ 1,804,663	\$ 8,797,730	\$ 22,708,671	\$ 28,498,630	\$ 32,408,733	\$ 36,168,446	\$ 40,078,549	\$ 43,537,485	\$ 46,545,256	\$ 50,605,747	\$ 56,245,318	\$ 75,194,275
Actual Revenue	\$ 2,161,033	\$ 5,333,608										

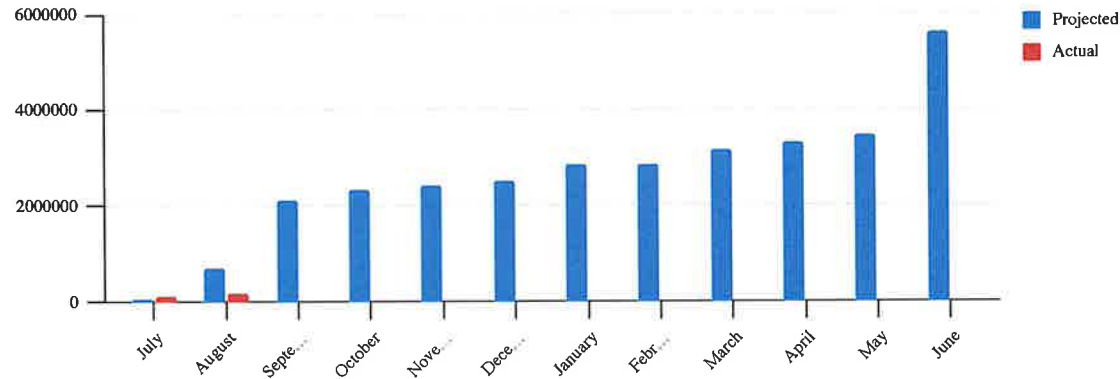


	July	August	September	October	November	December	January	February	March	April	May	June
Projected Expenditure	\$ 1,841,703	\$ 7,154,306	\$ 15,300,298	\$ 20,612,901	\$ 26,067,174	\$ 32,229,794	\$ 37,329,893	\$ 42,500,827	\$ 47,388,422	\$ 52,559,356	\$ 57,659,456	\$ 70,834,712
Actual Expenditures	\$ 2,163,218	\$ 4,999,492										
Fund Balance	\$ 38,096,535	\$ 37,327,985										



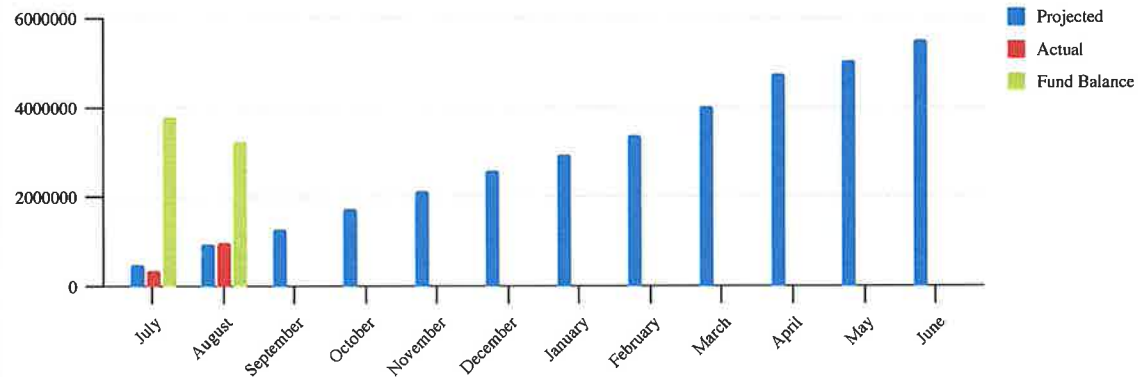
O&M Revenues

	July	August	September	October	November	December	January	February	March	April	May	June
Projected Revenue	\$ 56,062	\$ 711,987	\$ 2,119,141	\$ 2,320,964	\$ 2,427,482	\$ 2,505,969	\$ 2,842,340	\$ 2,847,947	\$ 3,145,075	\$ 3,302,048	\$ 3,447,809	\$ 5,606,194
Actual Revenue	\$ 129,879	\$ 180,295										



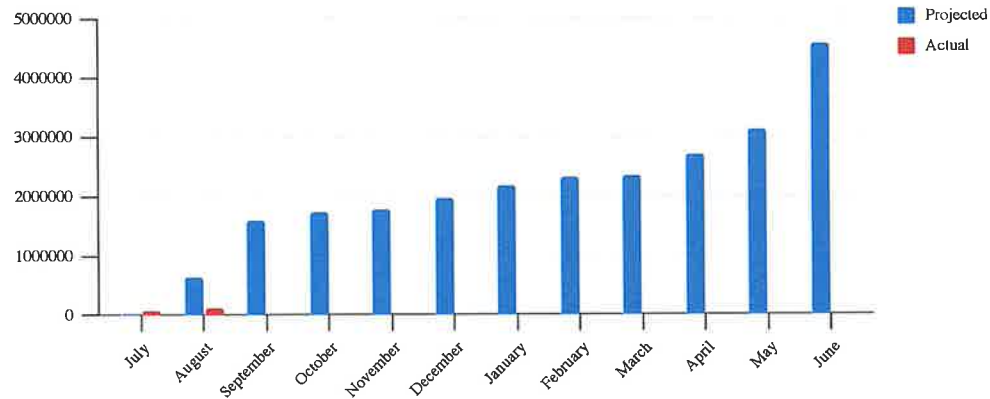
O&M Expenditures w/ Fund Balance

	July	August	September	October	November	December	January	February	March	April	May	June
Projected Expenditure	\$ 495,396	\$ 946,757	\$ 1,271,517	\$ 1,739,391	\$ 2,130,204	\$ 2,587,069	\$ 2,950,360	\$ 3,374,199	\$ 4,018,214	\$ 4,739,291	\$ 5,042,033	\$ 5,504,403
Actual Expenditures	\$ 360,121	\$ 975,167										
Fund Balance	\$ 3,791,578	\$ 3,230,410										



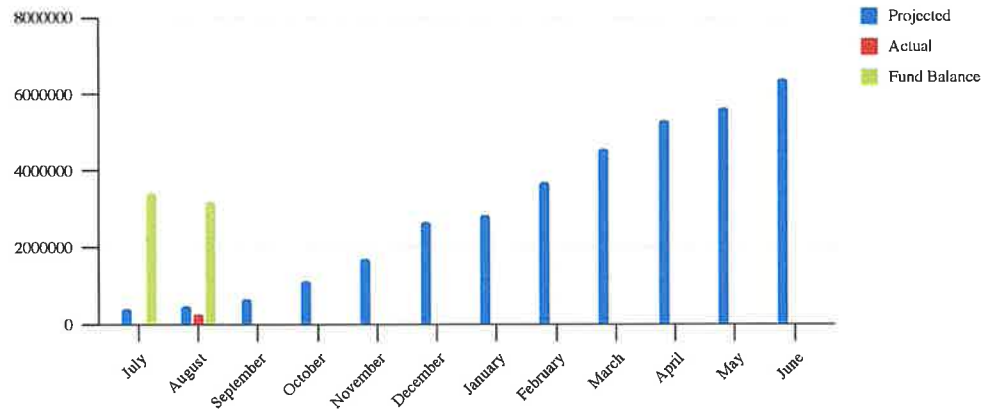
Transportation Revenues

	July	August	September	October	November	December	January	February	March	April	May	June
Projected Revenue	\$ 22,741	\$ 618,554	\$ 1,587,318	\$ 1,723,764	\$ 1,760,149	\$ 1,955,721	\$ 2,155,842	\$ 2,315,028	\$ 2,324,125	\$ 2,678,883	\$ 3,092,769	\$ 4,548,189
Actual Revenue	\$ 68,326	\$ 121,179										



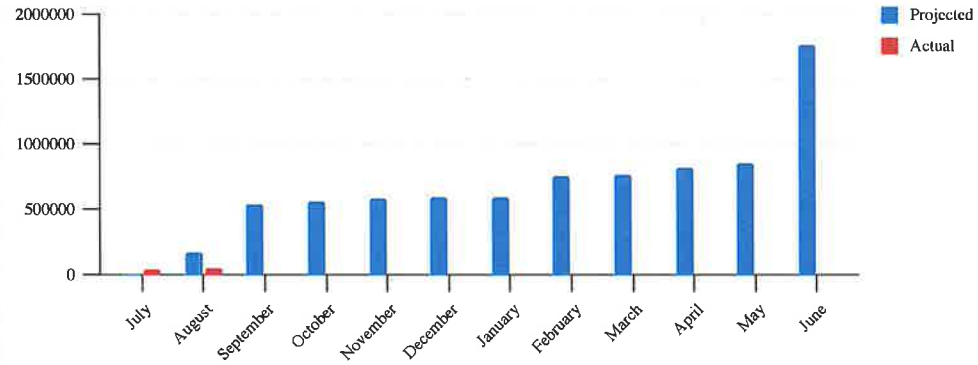
Transportation Expenditures w/ Fund Balance

	July	August	September	October	November	December	January	February	March	April	May	June
Projected Expenditure	\$ 403,283	\$ 467,296	\$ 646,533	\$ 1,126,631	\$ 1,715,552	\$ 2,669,348	\$ 2,861,387	\$ 3,699,959	\$ 4,564,137	\$ 5,306,689	\$ 5,645,959	\$ 6,401,314
Actual Expenditures	\$ 11,978	\$ 267,556										
Fund Balance	\$ 3,411,491	\$ 3,208,809										



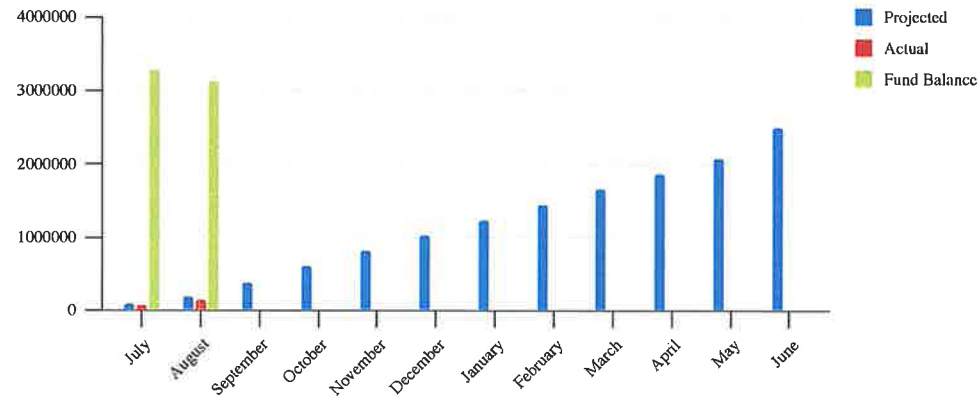
IMRF Revenue

	July	August	September	October	November	December	January	February	March	April	May	June
Projected Revenue	\$ 10,603	\$ 167,888	\$ 535,473	\$ 560,215	\$ 579,654	\$ 595,560	\$ 595,560	\$ 761,680	\$ 763,447	\$ 827,068	\$ 855,344	\$ 1,767,239
Actual Revenue	\$ 35,115	\$ 47,683										



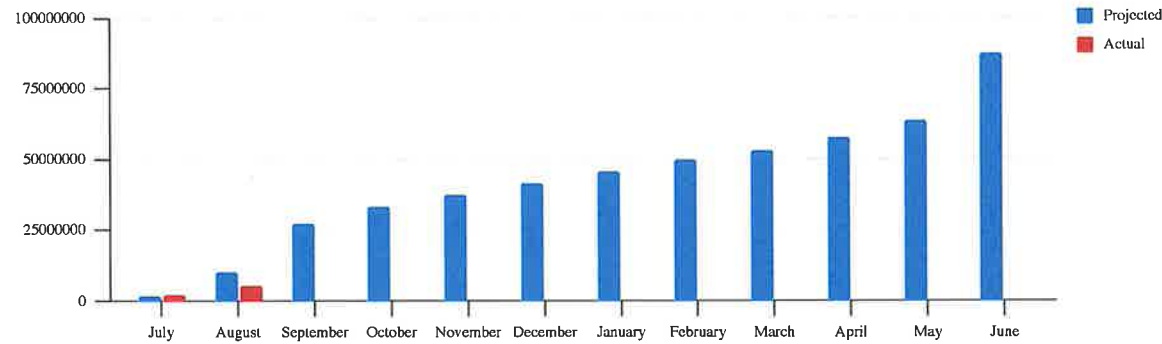
IMRF Expenditures w/ Fund Balance

	July	August	September	October	November	December	January	February	March	April	May	June
Projected Expenditures	\$ 84,467	\$ 171,419	\$ 377,618	\$ 593,755	\$ 802,438	\$ 1,016,091	\$ 1,222,290	\$ 1,430,974	\$ 1,647,110	\$ 1,858,278	\$ 2,064,477	\$ 2,484,329
Actual Expenditures	\$ 65,870	\$ 144,033										
Fund Balance	\$ 3,268,889	\$ 3,129,189										



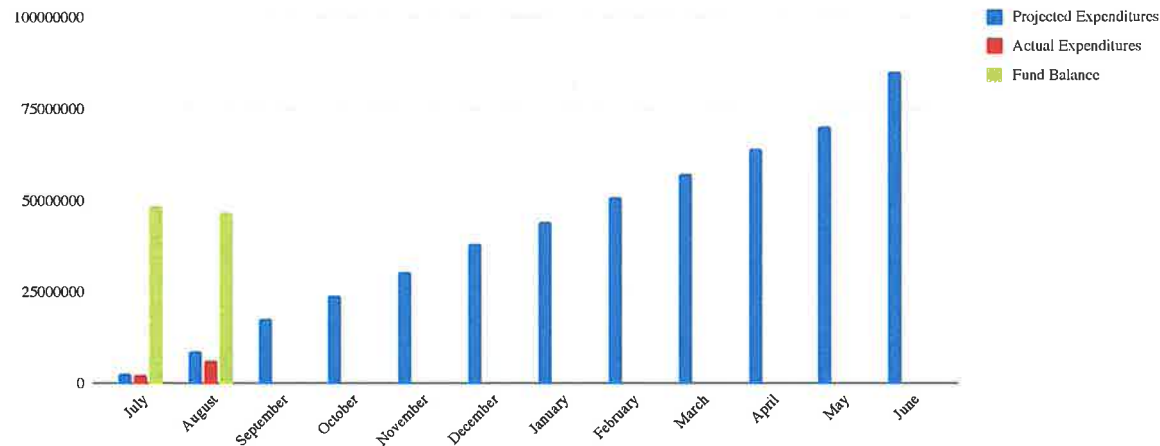
Operating Funds Revenues

	July	August	September	October	November	December	January	February	March	April	May	June
Projected Revenue	\$ 1,829,434	\$10,279,676	\$ 27,005,928	\$ 33,104,041	\$37,111,372	\$ 41,118,703	\$ 45,561,614	\$ 49,394,714	\$ 52,618,002	\$ 57,322,260	\$ 63,507,489	\$ 87,115,897
Actual Revenue	\$ 2,394,352	\$ 5,682,765										



Operating Funds Expenditures w/ Fund Balance

	July	August	September	October	November	December	January	February	March	April	May	June
Projected Expenditures	\$ 2,641,967	\$ 8,692,925	\$ 17,726,750	\$ 24,118,607	\$30,680,913	\$ 38,265,916	\$ 44,231,649	\$ 51,049,630	\$ 57,526,712	\$ 64,259,468	\$ 70,310,425	\$ 85,224,758
Actual Expenditures	\$ 2,601,188	\$6,386,248										
Fund Balance	\$ 48,568,486	\$46,896,393										



Actual Receipts versus Actual Expenditures w/ Fund balance- Operating Funds

	July	August	September	October	November	December	January	February	March	April	May	June
Actual Receipts	\$ 2,394,352	\$ 5,682,765										
Actual Expenditure	\$ 2,601,188	\$ 6,386,248										
Fund Balance	\$ 48,568,486	\$ 46,896,393										

