



DERBY PUBLIC SCHOOLS
ENROLLMENT REPORT
12/8/2016

Grade	LRU	Bradley	Irving	DMS	DHS	TOTALS
PreK	45					45
Kdg.		54	47			101
1		42	51			93
2		42	65			107
3		62	49			111
4		55	64			119
5		65	60			125
6				97		97
7				122		122
8				107		107
9					100	100
10					80	80
11					85	85
12					85	85
Totals	45	320	336	326	350	1377

School: Little Raiders University Term: 16-17 Year

Enrollment Summary: Scheduling/Reporting Ethnicity as of 12/07/2016 (W)

Little Raiders University

View: Scheduling/Reporting Ethnicity	Students: <input type="radio"/> All Active Enrollments <input checked="" type="radio"/> Current Selection	Date: 12/07/2016
--	--	----------------------------

Grade Level	Total in Grade	American Indian	Asian/Pacific Island	African-American	Caucasian	Hispanic	Unclassified
-2	16 11 / 5	0 0 / 0	0 0 / 0	1 1 / 0	15 10 / 5	0 0 / 0	0 0 / 0
-1	29 20 / 9	0 0 / 0	2 2 / 0	4 3 / 1	23 15 / 8	0 0 / 0	0 0 / 0
Total	45 31 / 14	0 0 / 0	2 2 / 0	5 4 / 1	38 25 / 13	0 0 / 0	0 0 / 0

The Scheduling/Reporting Ethnicity view displays student ethnicity data that is used in scheduling and preconfigured reporting. See the help for more information.

Legend

Icons  - Date Entry

School: Bradley School Term: 16-17 Year


Enrollment Summary: Scheduling/Reporting Ethnicity as of Bradley School 12/07/2016 (W)

View: Scheduling/Reporting Ethnicity Students: All Active Enrollments Date: 12/07/2016
 Current Selection

Grade Level	Total in Grade	American Indian	Asian/Pacific Island	African-American	Caucasian	Hispanic	Unclassified
0	54 30 / 24	0 0 / 0	2 2 / 0	7 3 / 4	32 16 / 16	12 8 / 4	- 1 1 / 0
1	42 21 / 21	0 0 / 0	2 0 / 2	8 5 / 3	19 10 / 9	13 6 / 7	0 0 / 0
2	42 22 / 20	0 0 / 0	0 0 / 0	4 2 / 2	30 17 / 13	8 3 / 5	0 0 / 0
3	62 39 / 23	0 0 / 0	4 3 / 1	7 6 / 1	42 24 / 18	9 6 / 3	0 0 / 0
4	55 24 / 31	0 0 / 0	2 1 / 1	10 8 / 2	36 13 / 23	7 2 / 5	0 0 / 0
5	65 33 / 32	0 0 / 0	2 1 / 1	6 5 / 1	43 21 / 22	14 6 / 8	0 0 / 0
Total	320 169 / 151	0 0 / 0	12 7 / 5	42 29 / 13	202 101 / 101	63 31 / 32	1 1 / 0

The Scheduling/Reporting Ethnicity view displays student ethnicity data that is used in scheduling and preconfigured reporting. See the help for more information.

Legend

Icons  - Date Entry

School: Irving School Term: 16-17 Year


Enrollment Summary: Scheduling/Reporting Ethnicity as of Irving School 12/07/2016 (W)

View: Scheduling/Reporting Ethnicity Students: All Active Enrollments Date: 12/07/2016
 Current Selection

Grade Level	Total in Grade	American Indian	Asian/Pacific Island	African-American	Caucasian	Hispanic	Unclassified
0	47 27 / 20	0 0 / 0	1 0 / 1	9 6 / 3	8 5 / 3	11 5 / 6	18 11 / 7
1	51 25 / 26	0 0 / 0	2 2 / 0	9 1 / 8	17 11 / 6	22 10 / 12	1 1 / 0
2	65 35 / 30	1 1 / 0	0 0 / 0	11 6 / 5	25 14 / 11	24 12 / 12	4 2 / 2
3	49 23 / 26	0 0 / 0	1 1 / 0	10 5 / 5	13 5 / 8	24 12 / 12	1 0 / 1
4	64 35 / 29	0 0 / 0	1 1 / 0	14 9 / 5	17 9 / 8	29 15 / 14	3 1 / 2
5	60 28 / 32	0 0 / 0	1 1 / 0	13 4 / 9	20 8 / 12	26 15 / 11	0 0 / 0
Total	336 173 / 163	1 1 / 0	6 5 / 1	66 31 / 35	100 52 / 48	136 69 / 67	27 15 / 12

The Scheduling/Reporting Ethnicity view displays student ethnicity data that is used in scheduling and preconfigured reporting. See the help for more information.

Legend

Icons  - Date Entry

School: Derby Middle School Term: 16-17 Year


Enrollment Summary: Scheduling/Reporting Ethnicity as Derby Middle School of 12/07/2016 (B)

View: Scheduling/Reporting Ethnicity
 Students: All Active Enrollments
 Date: 12/07/2016
 Current Selection

Grade Level	Total in Grade	American Indian	Asian/Pacific Island	African-American	Caucasian	Hispanic	Unclassified
6	97 51 / 46	1 1 / 0	7 3 / 4	15 9 / 6	50 31 / 19	24 7 / 17	0 0 / 0
7	122 64 / 58	1 0 / 1	3 1 / 2	22 11 / 11	64 36 / 28	32 16 / 16	0 0 / 0
8	106 58 / 48	0 0 / 0	3 3 / 0	16 10 / 6	53 29 / 24	34 16 / 18	0 0 / 0
11	1 0 / 1	0 0 / 0	0 0 / 0	0 0 / 0	1 0 / 1	0 0 / 0	0 0 / 0
Total	326 173 / 153	2 1 / 1	13 7 / 6	53 30 / 23	168 96 / 72	90 39 / 51	0 0 / 0

The Scheduling/Reporting Ethnicity view displays student ethnicity data that is used in scheduling and preconfigured reporting. See the help for more information.

Legend

Icons  - Date Entry

School: Derby High School Term: 16-17 Year

Enrollment Summary: Scheduling/Reporting Ethnicity as Derby High School of 12/07/2016 (W)

View: Scheduling/Reporting Ethnicity
 Students: All Active Enrollments Current Selection
 Date: 12/07/2016

Grade Level	Total in Grade	American Indian	Asian/Pacific Island	African-American	Caucasian	Hispanic	Unclassified
9	100 51 / 49	0 0 / 0	4 1 / 3	21 12 / 9	48 23 / 25	27 15 / 12	0 0 / 0
10	80 55 / 25	0 0 / 0	1 0 / 1	16 10 / 6	41 30 / 11	22 15 / 7	0 0 / 0
11	85 47 / 38	0 0 / 0	4 3 / 1	17 10 / 7	52 28 / 24	12 6 / 6	0 0 / 0
12	85 48 / 37	0 0 / 0	4 3 / 1	16 11 / 5	49 25 / 24	16 9 / 7	0 0 / 0
Total	350 201 / 149	0 0 / 0	13 7 / 6	70 43 / 27	190 106 / 84	77 45 / 32	0 0 / 0

The Scheduling/Reporting Ethnicity view displays student ethnicity data that is used in scheduling and preconfigured reporting. See the help for more information.

Legend

Icons  - Date Entry