

Bus Right Student Tracking System

Student Tracking Overview



Keep your students safe with our transportation-first Student Tracking System. Here's what makes us different:



Simple Card Delivery and Replacement

Our NFC Card Solution requires **no printers**. We provide you with a **batch of cards**, one per student in your district, already configured and ready to scan. Plus, we provide an extra set of **replacement cards** which can easily be assigned to students directly in BusRight and labeled by pen or label sticker.

Card Specs: PVC, 0.84mm thick, 85.5x54mm, NFC Tag



Efficient Tap-on & Tap-off

With an easy swap to the NFC compatible cradle (no additional holes, screws or wiring), you're ready to check your students on and off the bus. When a student taps, their driver will see their photo and a confirmation of their assignment on the screen. If a student doesn't have their ID card, their driver can check them in or out using their name or ID number.

Example Notifications:

-  Right Route, Right Stop.
-  Right Route, Wrong Stop.
-  Wrong Route!



Real-time Integration with the BusRight Suite

Student Attendance can be monitored in real time on the **Live Map** in BusRight Web Platform, with the same two-second ping rate as our route tracking. Plus, you can give parents in your district peace of mind with real-time information of when their child gets on and off the bus directly in the **Parent App**. All historical data is additionally accessible in **Route History**, for any verification or **State Reporting** needs.

Simple Pricing Model

All of this at one additional flat rate per bus, per year. No hidden charges.

We are partnering with BusRight, a school bus technology company, to enhance safety, efficiency, and visibility in our transportation operation. As part of this partnership, we'll be rolling out BusRight's student ID cards and bus tracking app for parents. Here's what you need to know:

Help your Student Tap On and Off with their ID

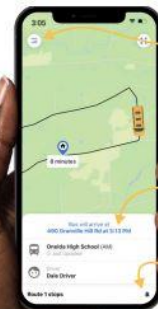


Keep your student's ID card safe! We've provided a lanyard and recommend **tying it directly to their backpack** so they don't leave it behind.

Your student will **tap the card** on the scanner when getting **on and off** the bus - you can help your Bus Driver by making sure they have their card out and ready in-hand. When tapping, **listen for a beep!**



Check your Email for an invitation to the BusRight App



View Your Child's Routes

Switch routes to view morning and afternoon runs or routes for multiple children.

Know Where the Bus Is

View the real-time ETA to your child's stop.

Retrieve Notifications

Manage notifications settings to receive alerts when your child's bus starts its trip and arrives at their stop.

Know Your Child is Safe
See exactly when your child checks on and off the bus using their ID.

Coming Soon!

Download on the App Store

GET IT ON Google Play

In the event of a lost card, please notify a building admin.

Driver App Student Tracking Overview

A quick guide for drivers to use our Student Tracking feature!



Scanning Event Types

When you have arrived at a stop, and students begin to scan their Student ID cards, you may see three scan event types.



In the event of an unexpected or unknown student, have the student step aside and then you can provide the information when you are available to do so.

Student scans automatically update the Ridership List.

Access to Assigned Students at Each Stop

Click the blue button next to the stop information to view assigned students. The number in the button shows how many students are expected at that stop.

The button will navigate you to the Student List. If your list is sorted by Stop Number, the list will auto-scroll to the stop that you are at. If your list is sorted by student First Name or Last Name, it will remain in the same position you last viewed!



Sort the list by Stop Number to easily locate all students at a particular stop!

Manually Mark Students Present As Needed

Student forgot or lost their card?

On the Student List, press the toggle on the student card to mark that student as present.

Pick Up & Drop Off

Each student will be listed twice on the Ridership Student List. Turn on the toggle when picking up the student on the first stop. Also turn on the toggle when dropping the student off on the secondary stop.



Student Exceptions

For a student who is not normally assigned to the route, you can add the student to the ridership list!

On the Student List, click "Add Student" to begin adding details on a pop-up window. You can search for any student in the district or "Create New" and add details for a rider that does not exist in the district.



Event Log

Missed a scan event that happened and you want to review it? The Event Log records each and every scan. You can review this information at any time.

Additionally, in low signal areas, you will be informed of when and where you lose connection to internet or to our servers.

Confirm Ridership

At the end of the route, you will get a Ridership Summary page.

Take some time to review the Student List and make any remaining changes to the student attendance.

Once you are ready, click on "Confirm Today's Ridership".

The transportation office can access and review the ridership report through the Live Map and Route History session. Your confirmation will serve as a timestamp indicating your approval of the review.





Student Tracking in Live Map & Route History Overview

A guide on how to use Live Map & Route History to understand Student Tracking records

Investigating Ridership

Use Live Map or Route History to view the attendance of students each day.

Under the Students tab, review when and where each student got on or off the bus, and which method was used to check in or out.

SO Student One (ID: 11111, Gr: 4)
123 Addy Rd, New York, NY 12345
1, 5, 10




The ridership log in each student card will only appear after a scan or manual entry has occurred!

Icon Key

A total of six new icons to help identify how students got onto or off the bus:




Card Scans

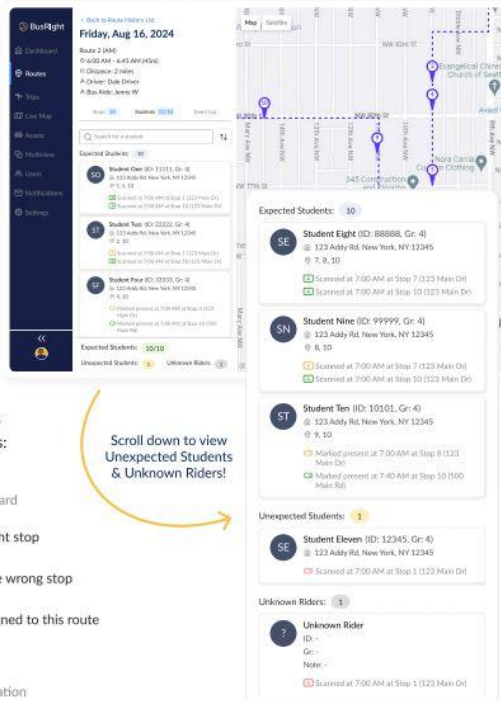
When a student scans their district issued ID card

-  = Scanned onto the right bus, at the right stop
-  = Scanned onto the right bus, but at the wrong stop
-  = Scanned card, but student is not assigned to this route

Manual Input

When a driver manually enters student information

-  = Marked present onto the right bus, at the right stop
-  = Marked present onto the right bus, but at the wrong stop
-  = Marked present, but student is not assigned to this route



Expected Students: 10

- Student One (ID: 11111, Gr: 4)**
123 Addy Rd, New York, NY 12345
1, 5, 10
- Student Two (ID: 22222, Gr: 4)**
123 Addy Rd, New York, NY 12345
2, 10
- Student Four (ID: 33333, Gr: 4)**
123 Addy Rd, New York, NY 12345
4, 10
- Student Eight (ID: 88888, Gr: 4)**
123 Addy Rd, New York, NY 12345
7, 8, 10
- Student Nine (ID: 99999, Gr: 4)**
123 Addy Rd, New York, NY 12345
8, 10
- Student Ten (ID: 10101, Gr: 4)**
123 Addy Rd, New York, NY 12345
9, 10
- Student Eleven (ID: 12345, Gr: 4)**
123 Addy Rd, New York, NY 12345
8, 10

Unexpected Students: 1

- Student Eleven (ID: 12345, Gr: 4)**
123 Addy Rd, New York, NY 12345
8, 10

Unknown Riders: 1

- Unknown Rider**
ID: -
Gr: -
Note: -
Scanned at 7:00 AM at Stop 1 (123 Main Dr)

Got questions?
Contact your BusRight concierge!



Dashboard

Routes

Trips

Live Map

Assets

Multiview

Users

Notifications

Settings



< Back to Route History List

Friday, Aug 16, 2024

Route 2 (AM)

6:00 AM - 6:45 AM (45m)

Distance: 2 miles

Driver: Dale Driver

Bus Aide: Jenny W

Stops 10 Students 12/10 Event Log

Search for a student

Expected Students: 10

SO Student One (ID: 11111, Gr: 4)
123 Addy Rd, New York, NY 12345
1, 5, 10

Scanned at 7:00 AM at Stop 1 (123 Main Dr)
Scanned at 7:00 AM at Stop 10 (123 Main Dr)

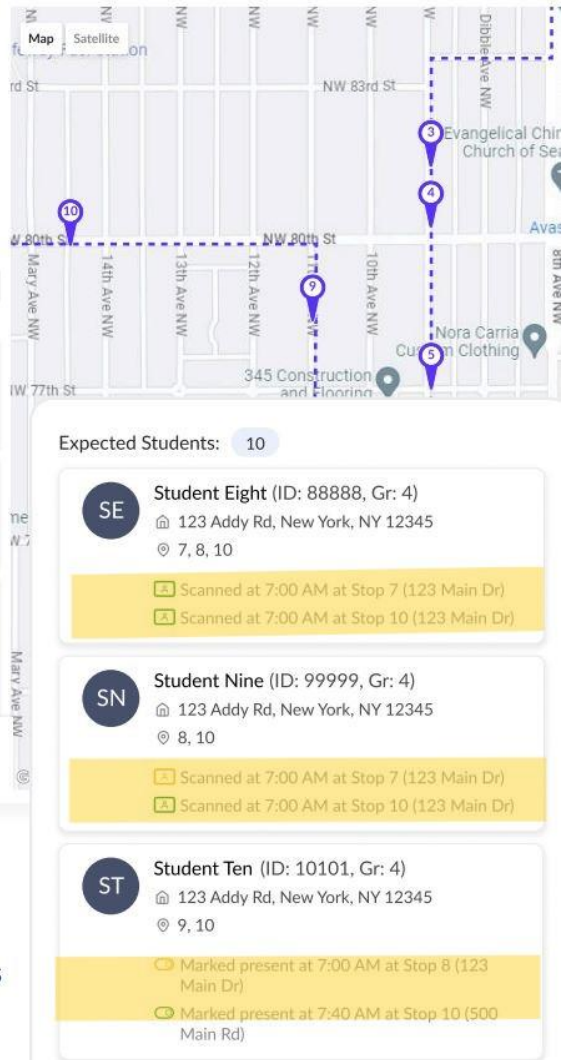
ST Student Two (ID: 22222, Gr: 4)
123 Addy Rd, New York, NY 12345
2, 10
Scanned at 7:00 AM at Stop 1 (123 Main Dr)
Scanned at 7:00 AM at Stop 10 (123 Main Dr)

SF Student Four (ID: 33333, Gr: 4)
123 Addy Rd, New York, NY 12345
4, 10
Marked present at 7:00 AM at Stop 3 (123 Main Dr)
Marked present at 7:40 AM at Stop 10 (500 Main Rd)

Expected Students: 10/10

Unexpected Students: 1 Unknown Riders: 1

Scroll down to view
Unexpected Students
& Unknown Riders!



Expected Students: 10

- Student Eight (ID: 88888, Gr: 4)**
123 Addy Rd, New York, NY 12345
7, 8, 10
Scanned at 7:00 AM at Stop 7 (123 Main Dr)
Scanned at 7:00 AM at Stop 10 (123 Main Dr)
- Student Nine (ID: 99999, Gr: 4)**
123 Addy Rd, New York, NY 12345
8, 10
Scanned at 7:00 AM at Stop 7 (123 Main Dr)
Scanned at 7:00 AM at Stop 10 (123 Main Dr)
- Student Ten (ID: 10101, Gr: 4)**
123 Addy Rd, New York, NY 12345
9, 10
Marked present at 7:00 AM at Stop 8 (123 Main Dr)
Marked present at 7:40 AM at Stop 10 (500 Main Rd)