


















Career Cluster Name	Description	Career Cluster Name	Description
 Agriculture, Food & Natural Resources	The production, processing, marketing, distribution, financing, and development of agricultural commodities and resources including food, fuel, fiber, wood products, natural resources, horticulture, and other plant and animal products/resources.	 Hospitality & Tourism	Hospitality & Tourism encompasses the management, marketing and operations of restaurants and other foodservices, lodging, attractions, recreation events and travel related services.
 Architecture & Construction	Careers in designing, planning, managing, building and maintaining the built environment.	 Human Services	Preparing individuals for employment in career pathways that relate to families and human needs.
 Arts, A/V Technology & Communications	Designing, producing, exhibiting, performing, writing, and publishing multimedia content including visual and performing arts and design, journalism, and entertainment services.	 Information Technology	Building linkages in IT occupations framework: for entry level, technical, and professional careers related to the design, development, support and management of hardware, software, multimedia, and systems integration services.
 Business Management & Administration	Business Management and Administration careers encompass planning, organizing, directing and evaluating business functions essential to efficient and productive business operations. Business Management and Administration career opportunities are available in every sector of the economy.	 Law, Public Safety, Corrections & Security	Planning, managing, and providing legal, public safety, protective services and homeland security, including professional and technical support services.
 Education & Training	Planning, managing and providing education and training services, and related learning support services.	 Manufacturing	Planning, managing, and performing the processing of materials into intermediate or final products and related professional and technical support activities such as production planning and control, maintenance and manufacturing/process engineering.
 Finance	Planning, services for financial and investment planning, banking, insurance, and business financial management.	 Marketing	Planning, managing, and performing marketing activities to reach organizational objectives.
 Government & Public Administration	Executing governmental functions to include governance; national security; foreign service; planning; revenue and taxation; regulation; and management and administration at the local, state, and federal levels.	 Science, Technology, Engineering & Mathematics	Planning, managing, and providing scientific research and professional and technical services (e.g., physical science, social science, engineering) including laboratory and testing services, and research and development services.
 Health Science	Planning, managing, and providing therapeutic services, diagnostic services, health informatics, support services, and biotechnology research and development.	 Transportation, Distribution & Logistics	Planning, management, and movement of people, materials, and goods by road, pipeline, air, rail and water and related professional and technical support services such as transportation infrastructure planning and management, logistics services, mobile equipment and facility maintenance.

# WHO ARE ALASKA'S CTE STUDENTS?

2016-2017 STATEWIDE AVERAGES



**43%**

Of CTE participants are female

**40%** Are economically disadvantaged

**29%** Are NTO\*

**13%** Are ELL† or Migrant

**14%** Are disabled

\* Nontraditional Occupations  
† English Language Learners

## DEMOGRAPHICS



■ Caucasian— 54%; ■ Alaska Native—16%; ■ Two or more races—10%; ■ Asian—7%; ■ Hispanic—7%;  
■ Black—3%; ■ Pacific Islander—2%;  
■ American Indian—1%

## CTE IN ALASKA



**95% GRADUATION**


CTE concentrators‡ are 21% more likely to graduate than their non-CTE counterparts.

‡ Students with ≥ 2.0 HS CTE credits



**18.5%**

Alaskan graduates are CTE concentrators



**32%**

Of students took at least one CTE class in high school

**79%**

Of CTE concentrators go on to postsecondary, adv. training, the military, or employment.