
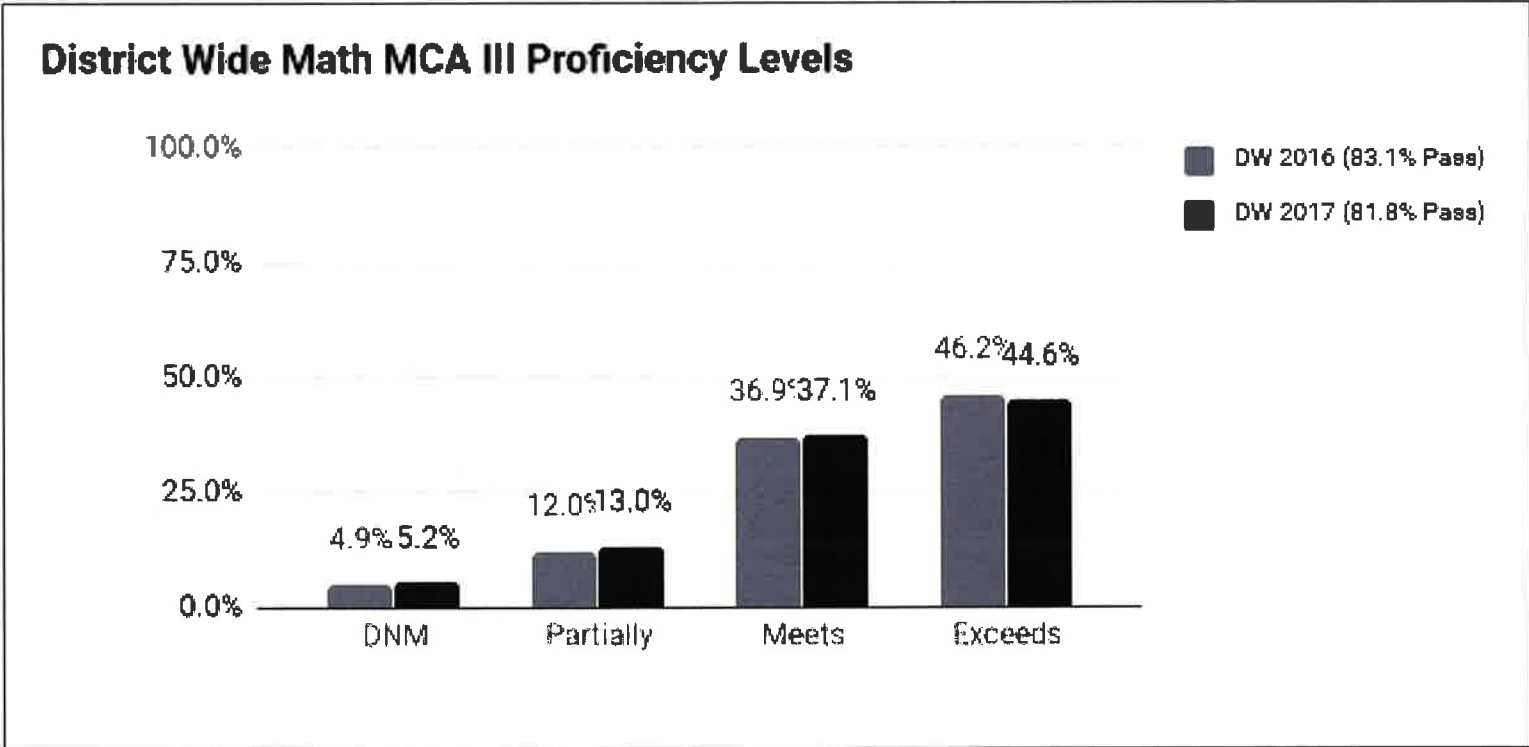

2017 Achievement Data

— September 14, 2017 —

District Wide MCA Results & Achievement Data for Math



District Wide Math 2016 vs 2017



District Wide Math Proficiency Rate

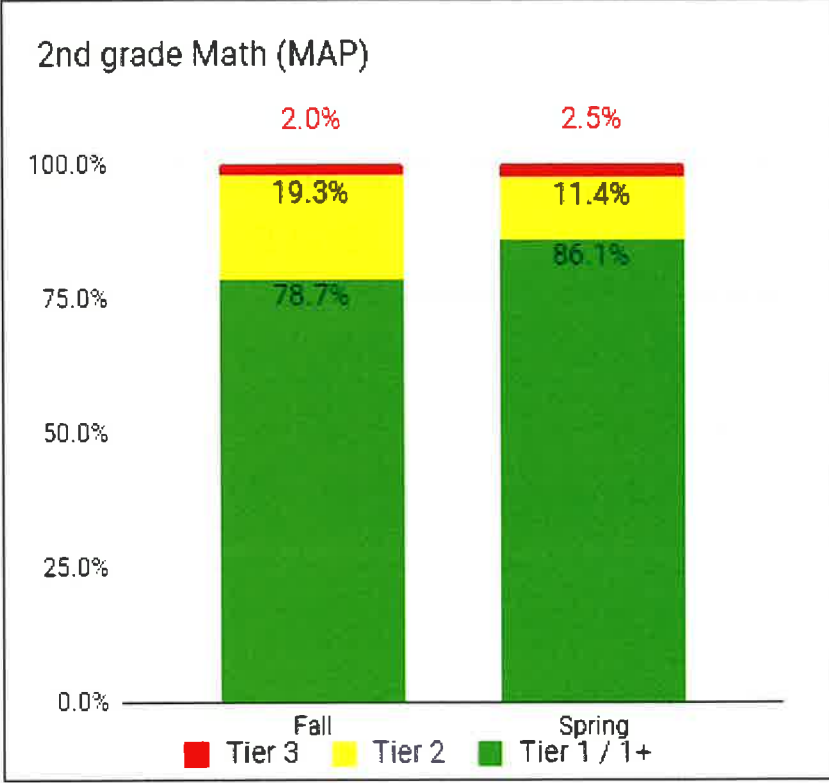
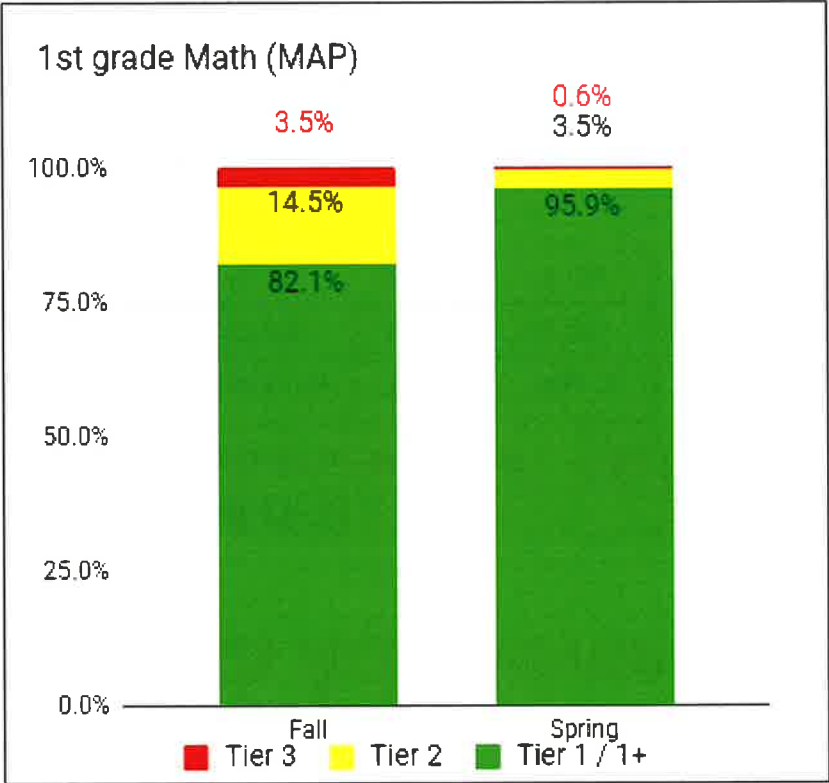
DW 2016- 83.1% Pass

DW 2017- 81.8% Pass

Down 1.3%

* OHA Increased their overall MCA Math Proficiency from 81.4% to 83.3% in part by decreasing the math achievement gaps in all subgroups.

WW Math NWEA-MAP 2016-2017



WW Math Achievement Gap

ALL Wildwood (1-2)

% Meeting Benchmarks on Math MAP - FALL 2016

	Tier 1 / 1+	Tier 2	Tier 3
White (320)	81.6%	15.9%	2.5%
Non-White (50)	72.0%	24.0%	4.0%
GAP	9.6%		

ALL Wildwood (1-2)

% Meeting Benchmarks on Math MAP - SPRING 2017

	Tier 1 / 1+	Tier 2	Tier 3
White (321)	91.3%	7.5%	1.2%
Non-White (51)	86.3%	9.8%	3.9%
GAP	5.0%		

District Wide Math Top District Comparison


2017 Top Districts (Statewide)

Rank	District Name	# Proficient	% Proficient
1	MAHTOMEDI	1,449	81.8%
2	Delano	1,088	81.6%
3	Westonka	1,006	80.8%
4	Minnetonka	4,530	80.6%
5	Wayzata	4,834	80.3%
6	Esko	528	80.2%
7	Edina	3,533	78.9%
8	St. Michael - Albertville	2,648	78.9%
9	Waconia	1,591	78.5%
10	Brandon - Evansville	192	78.0%
	STATEWIDE	262,424	58.7%

2016 Top Metro Districts

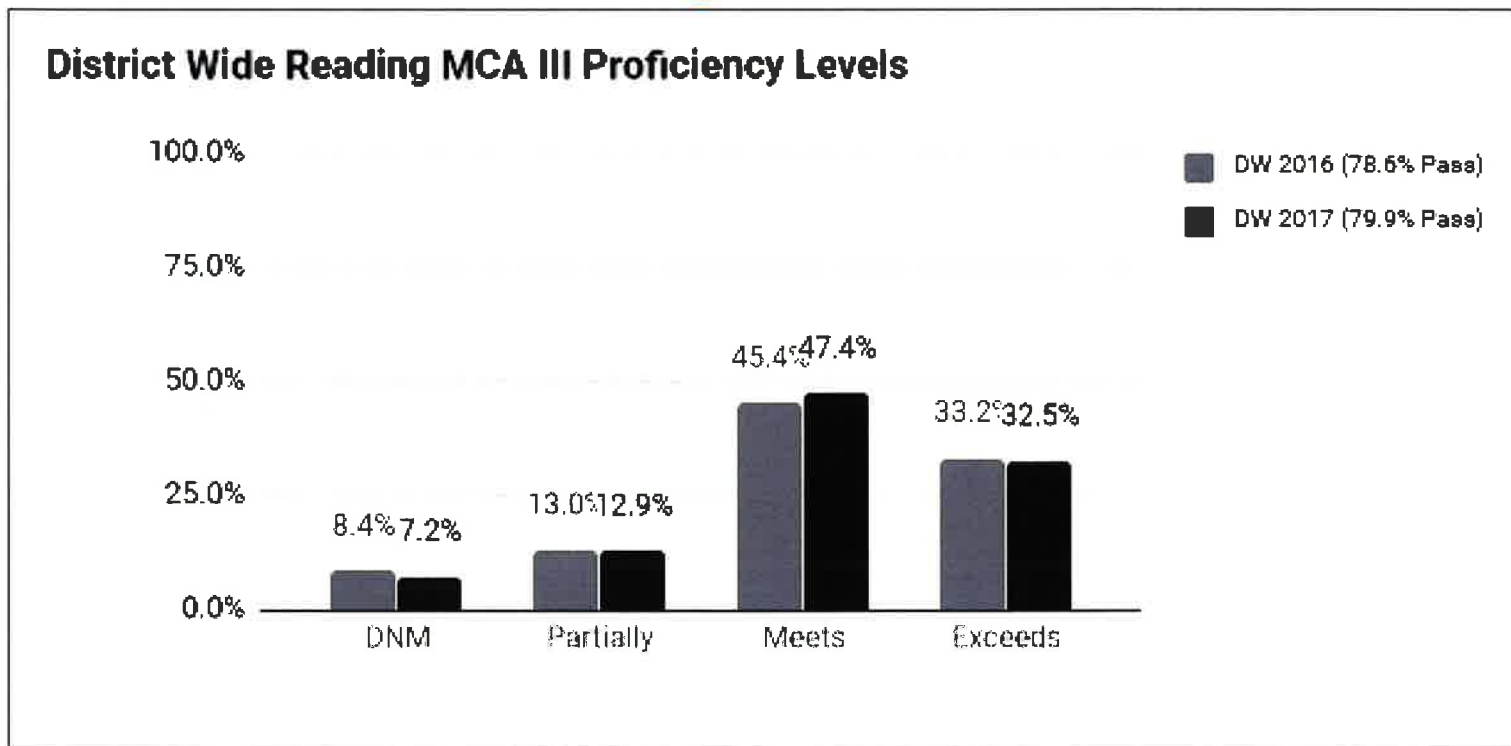
Rank	District Name	# Proficient	% Proficient
1	Delano	1074	83.6%
2	MAHTOMEDI	1492	83.1%
3	Westonka	1,016	82.2%
4	Wayzata	4776	82.2%
5	Minnetonka	4286	81.0%
6	Edina	3653	80.5%
7	New Prague Area Schools	1650	78.3%
8	Prior Lake-Savage Area Schools	3180	77.7%
9	St. Michael-Albertville	2,570	77.5%
10	Watertown-Mayer	627	76.7%
	STATEWIDE	258,614	59.4%

District Wide MCA Results & Achievement Data for Reading



The table content is completely obscured by a blue redaction box. The visible text within the box is faint and illegible, appearing to be a watermark or bleed-through from the reverse side of the page.

District Wide Reading 2016 vs 2017



District Wide Reading Proficiency Rate

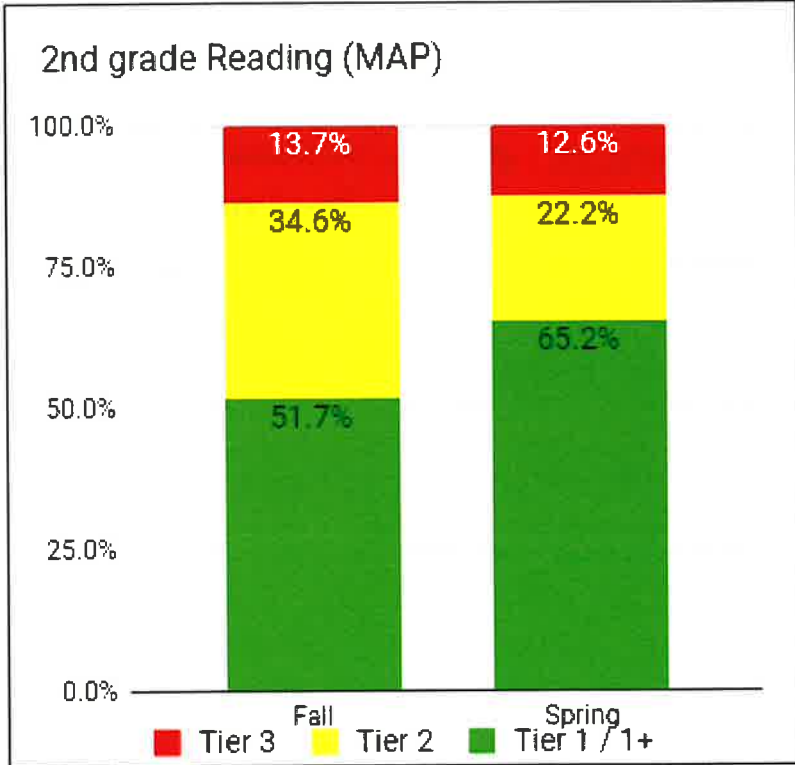
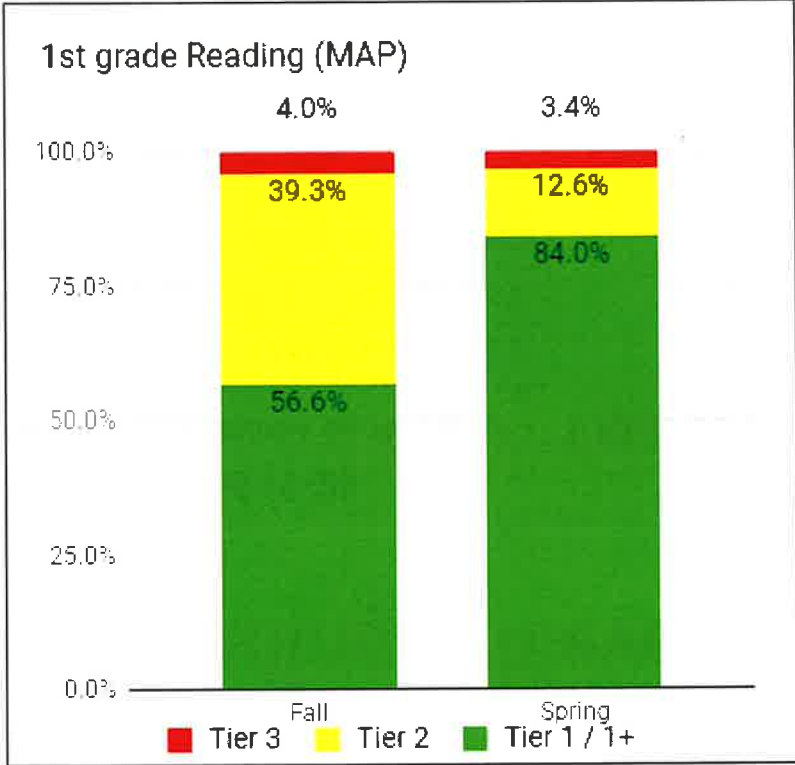
DW 2016- 78.6% Pass

DW 2017- 79.9% Pass

Up 1.3%

* Middle School met their Reading Achievement Gap goal by increasing their proficient/exceeds on the MCA reading test from 78.7% to 83.4%!

WW Reading NWEA-MAP 2016-2017



WW Reading Achievement Gap

ALL Wildwood (1-2)

% Meeting Benchmarks on Rdg MAP - **FALL 2016**

	Tier 1 / 1+	Tier 2	Tier 3
White (333)	57.1%	34.8%	8.1%
Non-White (51)	33.3%	49.0%	17.6%
GAP	23.7%		

ALL Wildwood (1-2)

% Meeting Benchmarks on Rdg MAP - **SPRING 2017**

	Tier 1 / 1+	Tier 2	Tier 3
White (329)	76.0%	16.7%	7.3%
Non-White (53)	60.4%	24.5%	15.1%
GAP	15.6%		

District Wide Reading Top District Comparison

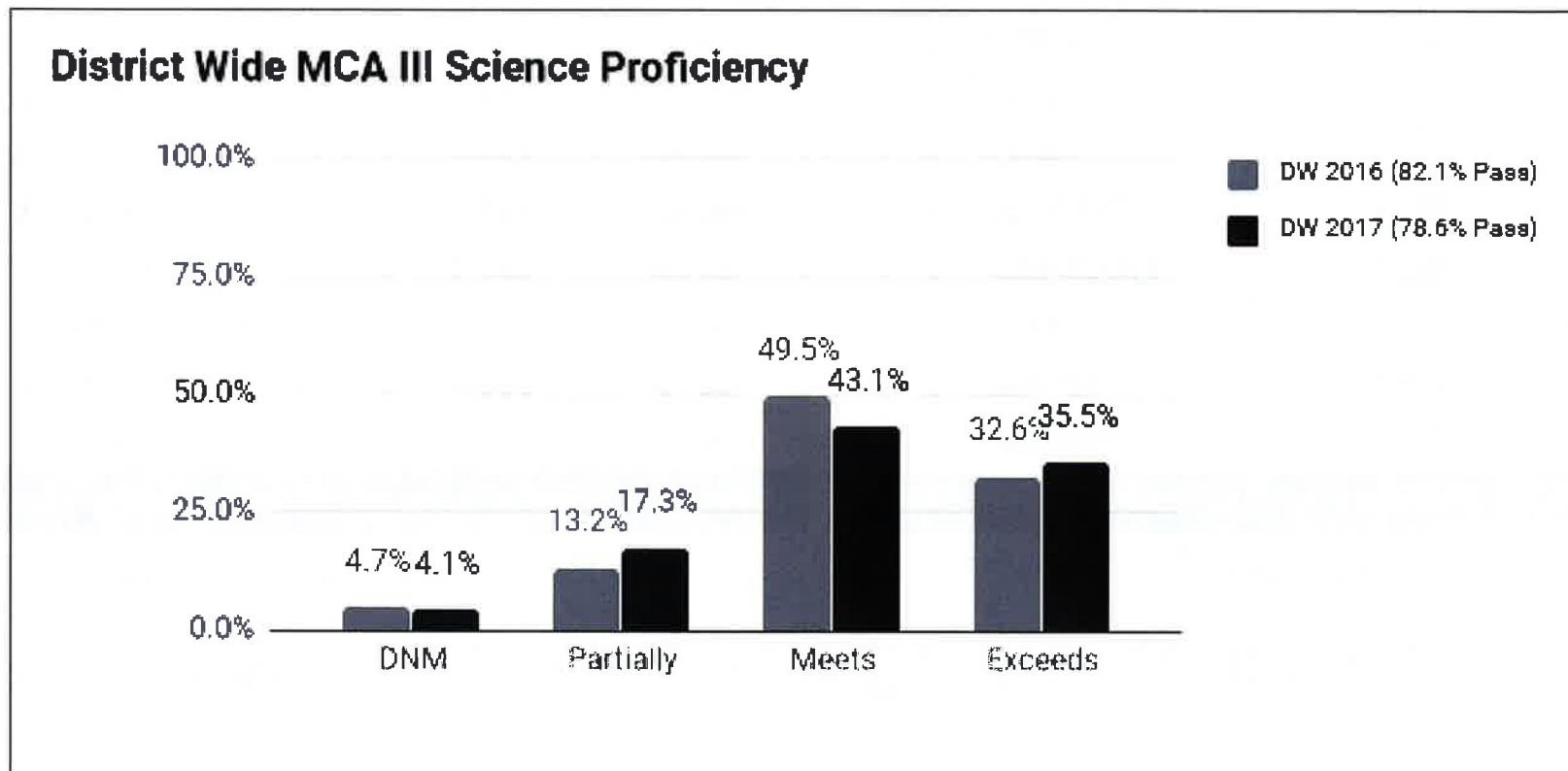
2017 Top Districts (Statewide)

Rank	District Name	# Proficient	% Proficient
1	Esko	539	81.9%
2	Wayzata	4,916	81.7%
3	Minnetonka	4,558	81.2%
4	Edina	3,618	80.1%
5	MAHTOMEDI	1,431	79.9%
6	Westonka	1,032	79.8%
7	Orono	1,171	79.3%
8	Delano	1,064	78.0%
9	Barnesville	365	76.8%
10	Battle Lake	171	76.7%
	STATEWIDE	271,710	60.20%

2016 Top Metro Districts

Rank	District Name	# Proficient	% Proficient
1	Westonka	1,018	81.6%
2	Wayzata	4,677	79.7%
3	Edina	3,579	78.9%
4	MAHTOMEDI	1,426	78.6%
5	Minnetonka	4,270	78.4%
6	Orono	1,159	78.2%
7	Delano	999	77.7%
8	Lakeville	4,324	74.3%
9	St. Michael-Albertville	2,454	73.3%
10	Prior Lake-Savage Area	3,051	73.3%
	STATEWIDE	262,351	59.7%

District Wide Science 2016 vs 2017



District Wide Science Proficiency Rate

DW 2016- 82.1% Pass

DW 2017- 78.6% Pass

Down 3.5%

*Slight Decrease Statewide

District Wide Science Top District Comparison


2017 Top Districts (Statewide)

Rank	District Name	# Proficient	% Proficient
1	MAHTOMEDI	631	78.6%
2	WAYZATA	1908	76.8%
3	ST. MICHAEL-ALBERTVILLE	1103	76.8%
4	MINNETONKA	1720	75.1%
5	ORONO	471	74.8%
6	OSAKIS	141	72.7%
7	PRIOR LAKE-SAVAGE	1399	72.6%
8	SARTELL-ST. STEPHEN	672	71.5%
9	NEW PRAGUE	654	71.2%
10	BATTLE LAKE	74	69.8%
	STATEWIDE	99,277	53.9%

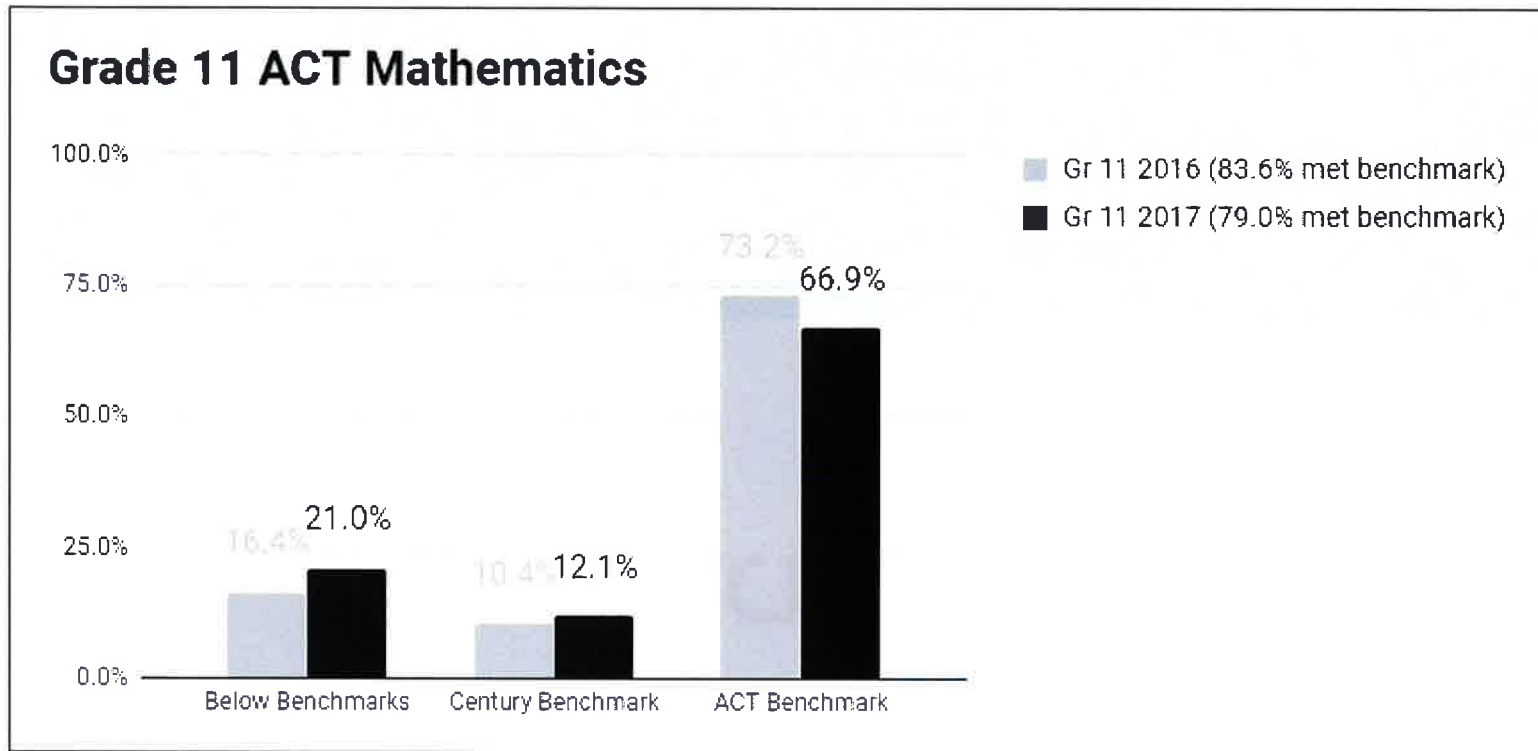
2016 Top Metro Districts

Rank	District Name	# Proficient	% Proficient
1	MAHTOMEDI	667	82.1%
2	Wayzata	1,929	77.9%
3	Minnetonka	1,614	76.1%
4	St. Michael-Albertville	1,034	74.7%
5	Orono	472	73.8%
6	Prior Lake – Savage Area	1,282	72.8%
7	New Prague Area	663	72.3%
8	Jordan	261	71.7%
9	Edina	1,368	71.6%
10	Westonka	350	70.9%
	STATEWIDE	98,788	54.7%

ACT Results

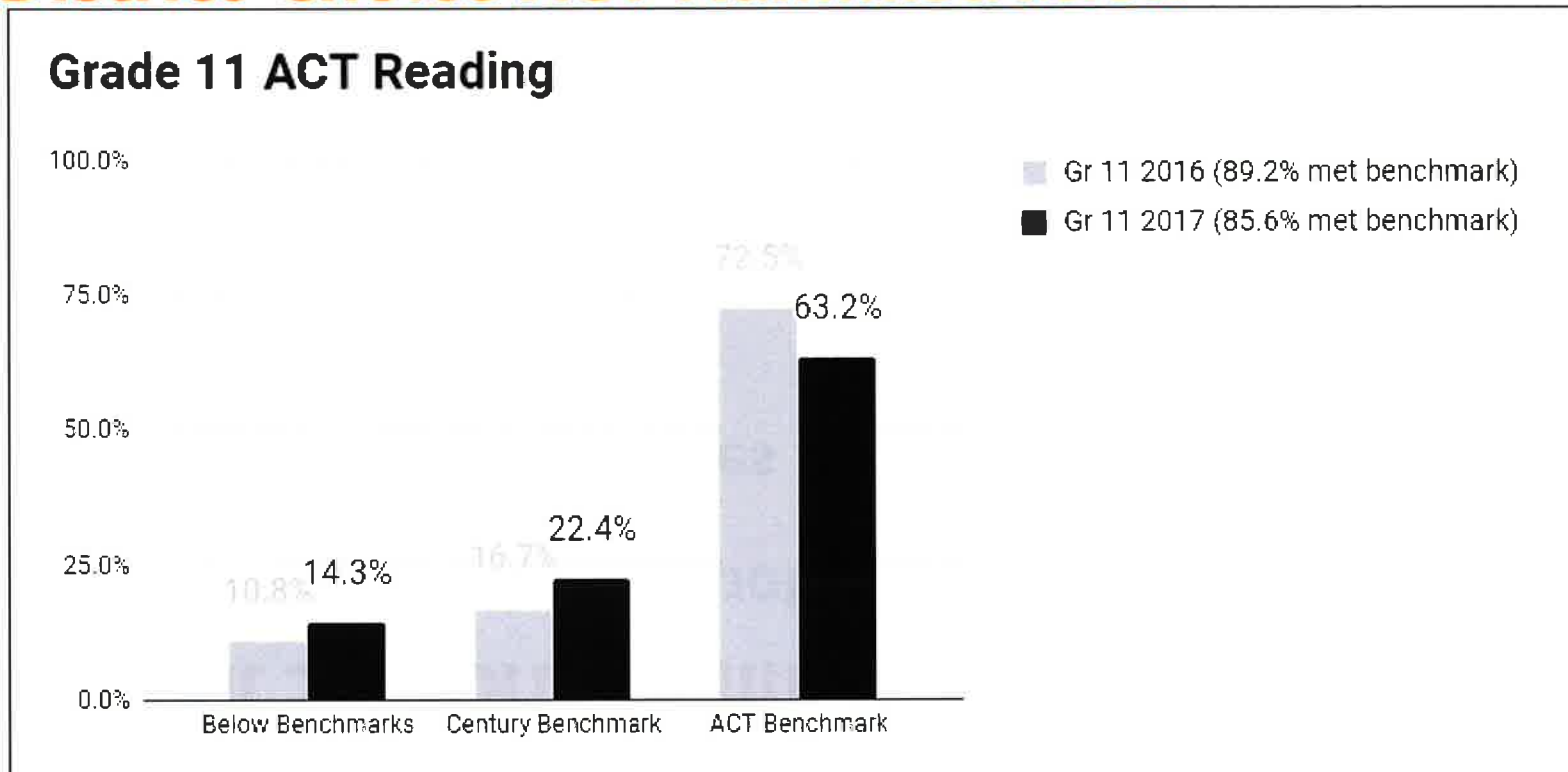


District-Choice ACT Administration



**Century Benchmarks: Math = 19 *ACT Benchmarks: Math = 22

District-Choice ACT Administration



**Century Benchmarks: Reading = 18

*ACT Benchmarks: Reading = 22

Student Support Staffing

- **Counselors at High School, Middle School, O. H. Anderson**
 - **PBIS Specialist at all sites**
 - **Psychologist at all sites**
 - **Mental Health Resource Specialist**
 - **Licensed Professional Clinical Counselor**
 - **English Learners Outreach Staff**
-

Co-located Agency Support

- **Family Means Therapist at Mahtomedi High School, Mahtomedi Middle School, O. H. Anderson Elementary**
 - **Hazelton - Chemical Health Counselor at Mahtomedi High School**
 - **Canvas Health - Sexual Abuse Counselor at Mahtomedi High School**
-

Services Provided to Students

- **Individual Counseling (Co-located Services)**
 - **Social Group Skills – Counselors, Psychologist, Special Education Staff**
 - **Social Skills through Responsive Classroom and Second Step at the Elementary**
-

Programming Supports

- OHA & WW – WINN Time
 - Training to strengthen and align Responsive Classroom Implementation E-5
 - Mahtomedi High School – Lunch and Learn
 - 9th Grade Zephyr Crew – new platform for 9th Grade
 - Social Skills Groups offered at K-8th
-

Student Support Committee

- **Identify Social/Emotional Standards**
 - **Identify gaps and redundancies based on standards**
 - **Identify additional instructional practices that promote belonging and inclusiveness**
 - **MCP – Culturally and Linguistically Responsive Teaching and Learning**
-