

EDUCATION SERVICE CENTER, REGION 20
Investment Report
For the Period Between 08/01/2024 to 09/30/2024

Description	Beginning Book Value	Changes in Book Value		Ending Book Value	8/1/2024 To 9/30/2024
INVESTMENTS:					
	Transaction Date	Center Operations			
		Beg Balance	Deposits	Withdrawals	Balance
TexPool Operating:					
Beginning Balance	8/1/2024	\$ 34,269,323.73			\$ 34,269,323.73
Transfer of Funds	8/5/2024	\$ 34,269,323.73	\$ 750,000.00		\$ 35,019,323.73
Transfer of Funds	8/15/2024	\$ 35,019,323.73	\$ 500,000.00	\$ (700,000.00)	\$ 34,819,323.73
Transfer of Funds	8/22/2024	\$ 34,819,323.73	\$ 1,200,000.00		\$ 36,019,323.73
Transfer of Funds	8/27/2024	\$ 36,019,323.73		\$ (3,000,000.00)	\$ 33,019,323.73
Interest Earned	8/30/2024	\$ 33,019,323.73	\$ 156,780.36		\$ 33,176,104.09
Transfer of Funds	9/4/2024	\$ 33,176,104.09		\$ (1,000,000.00)	\$ 32,176,104.09
Transfer of Funds	9/18/2024	\$ 32,176,104.09	\$ 2,000,000.00		\$ 34,176,104.09
Transfer of Funds	9/20/2024	\$ 34,176,104.09	\$ 2,000,000.00		\$ 36,176,104.09
Transfer of Funds	9/27/2024	\$ 36,176,104.09		\$ (2,000,000.00)	\$ 34,176,104.09
Transfer of Funds	9/30/2024	\$ 34,176,104.09		\$ (300,000.00)	\$ 33,876,104.09
Interest Earned	9/30/2024	\$ 33,876,104.09	\$ 142,438.48		\$ 34,018,542.57
					\$ 156,780.36
					\$ 142,438.48
	Totals		\$ 6,749,218.84	\$ (7,000,000.00)	\$ 299,218.84
PNC Money Market:					
Beginning Balance	8/1/2024	\$ 544,258.09			\$ 544,258.09
Interest Earned	8/30/2024	\$ 544,258.09	\$ 1,290.75		\$ 545,548.84
Interest Earned	9/30/2024	\$ 545,548.84	\$ 1,162.65		\$ 546,711.49
					\$ 1,290.75
					\$ 1,162.65
	Totals		\$ 2,453.40	\$ -	\$ 2,453.40

TexPool

The Center is utilizing TexPool to hold short-term excess funds for investment. TexPool is a local government investment pool and, as of September 30, 2024, the pool had total invested funds of \$30,875,405,325. The most recent information available (Sept 30) showed TexPool funds were invested in Agencies (36.4%), Treasuries (29.9%), Repurchase Agreements (29.0%) and Money Market Funds (4.7%). The average monthly interest rate for September 2024 was 5.16%.

PNC Money Market

The Center established an investment account with PNC (the Center's depository bank) in February 2016 to invest some overnight funds in a Public Funds Money Market Mutual Fund. The average daily interest rate for September 2024 was .0072%.

Totals for Current Year at September 30, 2024	Beg Balance	Deposits	Withdrawals	Ending Balance	
TexPool (operating) average monthly interest rate for Sept 2024 was 5.16%	\$ 34,269,323.73	\$ 6,749,218.84	\$ (7,000,000.00)	\$ 34,018,542.57	\$ 142,438.48
PNC Money Market average daily interest rate for Sept 2024 was 0.0072%	\$ 544,258.09	\$ 2,453.40	\$ -	\$ 546,711.49	\$ 1,162.65
	\$ 34,813,581.82	\$ 6,751,672.24	\$ (7,000,000.00)	\$ 34,565,254.06	\$ 143,601.13
				Total Interest 2024-2025	\$ 143,601.13

Totals for Prior Year at September 30, 2023	Beg Balance	Deposits	Withdrawals	Ending Balance	
TexPool (operating) average daily interest rate for Aug 2023 was 5.3047%	\$ 29,513,292.44	\$ 1,917,371.44	\$ (3,000,000.00)	\$ 28,430,663.88	\$ 117,371.44
PNC Money Market average daily interest rate for Sept 2023 was 0.0078%	\$ 1,027,052.99	\$ 2,363.62	\$ -	\$ 1,029,416.61	\$ 2,363.62
	<u>\$ 30,540,345.43</u>	<u>\$ 1,919,735.06</u>	<u>\$ (3,000,000.00)</u>	<u>\$ 29,460,080.49</u>	<u>\$ 119,735.06</u>
				Total Interest 2023-2024	\$ 119,735.06

Investment Objectives:

The primary objectives of the Center's investment activities, in order of importance, are:

1. Understanding the suitability of the investment to the financial requirements of the ESC;
2. Preservation and safety of principal;
3. Liquidity;
4. Marketability of the investment if the need arises to liquidate the investment before maturity;
5. Diversification of the investment portfolio; and
6. Yield.

The above investments are in compliance with the Center's investment objectives and the Texas Public Funds Investment Act.

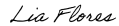


Jeff Goldhorn (Oct 8, 2024 07:22 PDT)

Reviewed by: Dr. Jeff Goldhorn, Executive Director



Regina Hillis, Chief Operating Officer, Business Operation Services



Prepared by: Lia Flores, Coordinator II, Accounting












Investment Report

Final Audit Report

2024-10-08

Created:	2024-10-08
By:	Leida Morales (leida.morales@esc20.net)
Status:	Signed
Transaction ID:	CBJCHBCAABAABnuw58flwEnl6ydYhNfgolFoHPTMwp6j

"Investment Report" History

-  Document created by Leida Morales (leida.morales@esc20.net)
2024-10-08 - 1:05:48 PM GMT- IP address: 69.147.62.1
-  Document emailed to Lia Flores (lia.flores@esc20.net) for signature
2024-10-08 - 1:06:33 PM GMT
-  Email viewed by Lia Flores (lia.flores@esc20.net)
2024-10-08 - 1:11:22 PM GMT- IP address: 3.137.205.203
-  Document e-signed by Lia Flores (lia.flores@esc20.net)
Signature Date: 2024-10-08 - 1:11:40 PM GMT - Time Source: server- IP address: 69.147.62.1
-  Document emailed to Regina Hillis (regina.hillis@esc20.net) for signature
2024-10-08 - 1:11:42 PM GMT
-  Email viewed by Regina Hillis (regina.hillis@esc20.net)
2024-10-08 - 1:57:36 PM GMT- IP address: 18.222.251.101
-  Document e-signed by Regina Hillis (regina.hillis@esc20.net)
Signature Date: 2024-10-08 - 2:17:20 PM GMT - Time Source: server- IP address: 69.147.62.1
-  Document emailed to Jeffery Goldhorn (jeff.goldhorn@esc20.net) for signature
2024-10-08 - 2:17:22 PM GMT
-  Email viewed by Jeffery Goldhorn (jeff.goldhorn@esc20.net)
2024-10-08 - 2:21:42 PM GMT- IP address: 54.241.109.45
-  Document e-signed by Jeffery Goldhorn (jeff.goldhorn@esc20.net)
Signature Date: 2024-10-08 - 2:22:49 PM GMT - Time Source: server- IP address: 172.56.106.22
-  Agreement completed.
2024-10-08 - 2:22:49 PM GMT