



NEW BUS PROPOSAL

30355 S.E. Highway 212
Boring, Oregon 97009
(800) 258-2473 westernbus.com

Quote Date 7/8/2024		Revision Date 7/8/2024		Sales Consultant & Phone SARAH JONES (503) 905-0011	
Customer/District # CORBETT SCHOOL DISTRICT					
Contact Name TODD WILLIAMS			Title TRANSPORTATION SUPERVISOR		
Address 35800 HISTORIC COLUMBIA RIVER HWY		City CORBETT	State OR	Zip 97019	
Phone (503) 261-4265		Email TWILLIAMS@CORBETT.K12.OR.US			
Purchase QTY 1	Model Year 2025	Wheelbase 273"	Estimated Delivery 300-365 DAYS AFTER RECEIPT OF ORDER		
Make BLUE BIRD	Model ALL AMERICAN REAR ENGINE		Body Length T3RE4006 (8400)		
Passenger Capacity 84	Alternate Capacity N/A		Cooperative Contract, if Applicable SALEM-KEIZER COOP RFP		
Trade Ins? Y/N <input type="checkbox"/> Y <input type="checkbox"/> N		Beltline Lettering - Provide Exact Requirements CORBETT SCHOOL DISTRICT NO. 39			
Financing? Y/N <input type="checkbox"/> Y <input type="checkbox"/> N		Required Fleet Number(s)			
WBS Coordinated? Y/N <input type="checkbox"/> Y <input type="checkbox"/> N		Additional Comments / Notes GVWR OF 36,200 LBS.			
Sales Price Per Bus		\$ 457,738.00			
Extended Sales Price Total		\$ 457,738.00			

Thank you for the opportunity to present this new bus quotation. We look forward to working with you on your transportation needs.



BODY MODEL

X *Body Model* T3RE4006, 84 passenger body, 273" w/b, 489" overall length

CHASSIS SPECIFICATIONS

X	<i>Alternator</i>	NO alternator provided for electric motor	
X	<i>Axle, Front</i>	Two leaf parabolic taper front springs , 13,200 lb., Hendrickson Softek	STD
X	<i>Axle, Front</i>	Hendrickson NXT 13,200 lb. front axle with 50 degree wheelcut	STD
X	<i>Axle, Front</i>	Petroleum based oil lubed front & rear wheel bearings, Gunit brand wheel hubs	STD
X	<i>Axle, Rear</i>	Rear spring suspension, one-stage, 23,000 lb.	
X	<i>Axle, Rear</i>	Dana 23,000 lb. rear axle with 5.29 rear axle ratio	
X	<i>Battery</i>	Battery , auxiliary qty 2 DEKA Group 31, 12V w/ 925 cca, reserve capacity of 190 minutes	
X	<i>Battery</i>	High voltage EXTENDED RANGE battery system, 196kw, Energy Storage Module (ESM) is 2 strings of 9 batteries	
X	<i>Battery</i>	20s30p cell connection in module, combined energy rating of batteries 196 kWh w/ 665 VDC nominal & 294 Ah nominal	
X	<i>Battery</i>	Lithium-ion-nickel-manganese-cobalt batteries & Battery Management System (BMS)	
X	<i>Battery</i>	Each set of 9 strings is wired in series & each string is wired in parallel to each other	
X	<i>Battery</i>	Each series operate independently so no single point failure causes bus to be inoperable	
X	<i>Battery</i>	Battery compartment, chassis mounted, locking, with roll out tray	
X	<i>Battery</i>	Battery compartment closeout seal to body	Inc'd
X	<i>Battery</i>	Battery disconnect switch, in battery compartment, for EV with decal	
X	<i>Brakes</i>	Air service brakes, 16.5"X6" front and 16.5"X8.62" rear, Gunit brand brake drums	
X	<i>Brakes</i>	Air brakes, Meritor Wabco brake chambers	STD
X	<i>Brakes</i>	Meritor automatic slack adjusters	STD
X	<i>Brakes</i>	Oil slinger keeps oil away from brake lining if wheel seal leaks	STD
X	<i>Brakes</i>	Bendix AD-IP heated air dryer, internal purge design	
X	<i>Brakes</i>	E-Z Grip soft button cover cushion for parking brake release	Inc'd
X	<i>Brakes</i>	Parking brake interlock, service brake must be applied to release parking brake	Inc'd
X	<i>Brakes</i>	Brake dust shields, for front & rear brakes, for drum brakes	Inc'd
X	<i>Brakes</i>	Suspended brake & accelerator pedals w/ optimized spacing	STD
X	<i>Brakes</i>	Bendix ESC electronic stability control, includes automatic traction control	STD
X	<i>Cooling</i>	Coolant, to -34 degrees for electric motor	
X	<i>Electrical</i>	Standard chassis electrical system includes fuses	STD
X	<i>Electrical</i>	Power socket accessory with cap for cell phone charging, in LH side panel	STD
X	<i>Electrical</i>	Ignition keyed alike, key #601	Inc'd
X	<i>Engine</i>	Cummins electric powered LSM200C-HV3000 motor with 315 hp and 750 lbs of torque	
X	<i>Engine</i>	Pedestrian alert system with noise generator for EV	
X	<i>Electrical</i>	DELETE standard cruise control for electric motor	
X	<i>Engine</i>	Top hinged solid rear engine door with non-locking gas shocks	STD
X	<i>Engine</i>	Engine governor, limits top speed to 65 mph for electric motor	
X	<i>Fuel System</i>	Level 3 DC fast charging capability only, incl's 196KW extended range battery back	
X	<i>Fuel System</i>	V2G capable, electricity back to grid, must discuss w/local electricity provider	
X	<i>Fuel System</i>	NON-locking door, spring loaded for charging port	
X	<i>Fuel System</i>	Rear charging port installed in rear motor access compartment door	Inc'd
X	<i>Gauges</i>	Speedometer, tachometer, odometer, and hourmeter	STD
X	<i>Gauges</i>	Ametek Dixon instrument cluster & message display center control panel	STD
X	<i>Gauges</i>	Back-up camera monitor included in dash instrument cluster display	STD
X	<i>Mud Flaps</i>	Full length front and rear mud flaps	Inc'd
X	<i>Steering</i>	Tilt & telescoping steering column	STD

X	<i>Tires</i>	Goodyear 11R22.5 Endurance RSA hwy tread front, Fuel Max RTD traction rear, load range H	
X	<i>Tow Hooks</i>	Two front and rear tow hooks	Inc'd
X	<i>Traction</i>	Onspot automatic tire chains installed locally with electric motor	
X	<i>Undercoating</i>	Premium undercoating, Sulfonate enhanced direct to metal modified wax coating	STD
X	<i>Wheels</i>	Hub piloted steel wheels, 22.5 X 8.25, black, 5 hand hole	STD

BODY SPECIFICATIONS

X	<i>Compartments</i>	Electrical access panel below driver window in skirt, locking	Inc'd
X	<i>Compartments</i>	Rear engine compartment door and access panels, non-locking	STD
X	<i>Compartments</i>	Wiper access panels below windshield, non-locking	STD
X	<i>Compartments</i>	Emergency equipment compartment over windshield, non-locking, emergency equipment installed inside	
X	<i>Compartments</i>	Interior driver's storage compartment over driver's LH shoulder, locking	
X	<i>Compartments</i>	Side luggage, 20.75" X 22" X 80", double, 20 cu.ft., #186-19, LH midmount for EV buses	
X	<i>Construction</i>	Body meets Colorado Rack & Load Test & Kentucky Pole Test as STANDARD	STD
X	<i>Decals</i>	Blue Bird logo on roof line RH & LH, black with electric plug	
X	<i>Doors</i>	Air operated entrance door, outward opening, mechanical actuated switches	Inc'd
X	<i>Doors</i>	Keyed security lock on entrance door	
X	<i>Doors</i>	Entrance door wired battery hot	Inc'd
X	<i>Doors</i>	Left side emergency door with telescopic retainer	Inc'd
X	<i>Doors</i>	Vandal lock on side emergency door, slide bolt & rear emergency window, plug lock style	
X	<i>Electrical</i>	Manual resetting circuit breakers for most body circuits, in lieu of fuses	
X	<i>Electrical</i>	Front upper inner access plates in front bulkhead area, both sides	STD
X	<i>Fans</i>	6" auxiliary fans, upper left and upper center	Inc'd
X	<i>Floor</i>	5/8" marine "BB" grade plywood flooring, screwed down	Inc'd
X	<i>Floor</i>	Black rubber flooring with aluminum aisle trim	STD
X	<i>Floor</i>	Ribbed matching rubber flooring in driver's area (blue floor will be smooth)	STD
X	<i>Grabrail</i>	Left side grabrail in entrance door area, mounted to RH barrier	STD
X	<i>Grabrail</i>	Right side forward grabrail in stepwell	
X	<i>Headroom</i>	77" headroom with 12" split sash windows	STD
X	<i>Heaters</i>	Front 90,000 BTU defroster system	STD
X	<i>Heaters</i>	Driver's foot warmer heater, 12,000 BTU	Inc'd
X	<i>Heaters</i>	Rear underseat floor mounted heater, 50,000 BTU, LH rear	
X	<i>Heaters</i>	Rear underseat floor mounted heater, 50,000 BTU, LH mid	
X	<i>Heaters</i>	EPDM heater hose with Breeze brand constant torque clamps	STD
X	<i>Horns</i>	Backup alarm, 112 dBA, mounted under bus	Inc'd
X	<i>Insulation</i>	Fiberglass insulation roof, front, rear corners, and sidewalls	Inc'd
X	<i>Insulation</i>	Additional fiberglass insulation in front roof cap area & roof bow cavities	Inc'd
X	<i>Insulation</i>	Sound deadening spray coat	Inc'd
X	<i>Insulation</i>	Insulation on the driver's side external firewall/toe box	Inc'd
X	<i>Insulation</i>	First two ceiling sections acoustical headliner	STD
X	<i>Lettering</i>	6" black, both sides _____	Inc'd
X	<i>Lettering</i>	Bus numbers in standard locations, 6" black _____	Inc'd
X	<i>Lettering</i>	Emergency door/exit lettering for all pushout windows & doors	Inc'd
X	<i>Lettering</i>	Unlawful to pass signage to meet state specifications	Inc'd
X	<i>Lights</i>	Backlighting of switch panel controlled by rheostat switch	STD
X	<i>Lights</i>	Clearance and cluster lights, LED grommet mounted with LED ID bar	STD
X	<i>Lights</i>	Daytime running lights	STD

X	Lights	LED stepwell lights	STD
X	Lights	Dual row dome lights in wire molding with driver's, left, right, & rear on switches	Inc'd
X	Lights	Front 7", rear 7", & side amber directional lights, LED	
X	Lights	Rear 7" & 4" red stop and tail lights, LED	
X	Lights	Backup lights, 4" LED, vandal resistant	
X	Lights	Eight way warning lights, LED, colored lenses	
X	Lights	Strobing pattern option for LED 8-lights	
X	Lights	Doran 16 light monitor for warning light system, universal	
X	Lights	NO hoods installed over 8-way warning lights	STD
X	Mirrors	Rosco Open View ES Split rearview mirrors, 7 3/8" X 10" flat & 7 3/8" X 10" convex, heated & remote controlled	
X	Mirrors	Rosco Eye-Max LP, Asymmetrical Shape, crossview mirrors, heated	
X	Mirrors	Interior rearview mirror, 6"X30"	STD
X	Paint	Body and chassis painted school bus yellow w/ black rubrails & bumpers	STD
X	Paint	3" black ABS bezel background around warning lights	Inc'd
X	Paint	Rubrails painted full width profile	Inc'd
X	Radio	AM/FM/USB/MP3/SD/MMC/BT/PA with front USB and AUX inputs	Inc'd
X	Radio	Eight (8) interior deluxe speakers	Inc'd
X	Radio	Exterior PA speaker mounted behind grill	Inc'd
X	Radio	Wiring for two way radio system, provides power & ground wires & pull wire	
X	Radio	Order 2-way, antenna, & programming from Day Wireless, Western Bus to install before delivery	
X	Reflective	3M Diamondgrade SCHOOL BUS signs, front and rear	Inc'd
X	Reflective	3M Diamondgrade reflective, 2" along sides and 1.75" rear outline	Inc'd
X	Rubrails	Four rubrails - window, seat, floor, & skirt level - 16 gauge steel, screwed w/steel end caps	STD
X	Rubrails	Rubrails extend on side lift doors only & seat rail around to rear corner	STD
X	Safety Equip	First aid kit, body fluid kit, 5 lb. fire extinguisher, triangle kit, & seat belt cutter	Inc'd
X	Seat, Barriers	Highback barriers at front RH and LH	STD
X	Seat, Driver's	Adjustable driver's shoulder belt, with in-line "D" ring for 17" adjustment	STD
X	Seat, Driver's	Updated driver's 3 point seat belt, floor mtd w/ emergency locking retractor	STD
X	Seat, Driver's	Fasten seat belt warning light & buzzer for driver's seat belt, belt to be orange in color	
X	Seat, Driver's	Driver's seat mounted at floor level (no seat platform)	STD
X	Seat, Driver's	National NS2000 air suspension seat, w/ fabric, dual shocks, & air lumbar, matches passenger seats	
X	Seat, Driver's	Driver's console mounted armrest to the left of the driver	Inc'd
X	Seat, Passenger	Modesty panel below front barrier for RH side, behind entrance door	Inc'd
X	Seat, Passenger	Highback NON-Convertible & NON-Lap Belt Ready seats	STD
X	Seat, Upholstery	Gray fire block seat upholstery, seats & barriers	STD
X	Side Panels	Exterior side panels, 20 gauge w/beaded smooth side panels, standard 19 3/4" skirts	STD
X	Stepwell	Galvanized G90 stepwell material	STD
X	Stepwell	Vinyl studded step treads, w/white nosing, metal backing, black	Inc'd
X	Stepwell	Stepwell skid plate for stepwell protection	Inc'd
X	Stop Arm	SML stop arm, air operated, with LED cluster lights, hi-reflective, w/ wind guard	Inc'd
X	Sun Visor	6 1/2" X 30" dark tinted acrylic sun visor, padded edges	Inc'd
X	Switches	Noise suppression "railroad" switch, latching	Inc'd
X	Switches	Warning light & entrance door switches mtd RH switch panel	Inc'd
X	Ventilation	Roof hatch, Safefleet Advantage with upgraded larger HD handle, Qty 2	Inc'd
X	Video System	Seon DH4 DVR video system w/500 GB hard drive, 2 cameras, GPS & sensors installed	
X	Video System	Cameras: Front facing & rear facing front, DVR mounted in LH side of front overhead compartment	
X	Video System	Spare hard drive for new DH system shipped loose, 1 per bus	

X	Windows	Blue Bird E-Z Window split sash incl. interlocking sashes, weatherstripping	STD
X	Windows	Tinted & tempered side windows	
X	Windows	Four (4) pushout windows, two per side, vertical hinges	Inc'd
X	Windows	Rear emergency window glass, tinted & tempered, no rear side vision glass	
X	Windows	Clear & tempered entrance door glass	STD
X	Windows	Clear and tempered glass in driver's window	STD
X	Windshield	Two piece, curved bonded tinted windshield	STD
X	Windshield	Grip handles, two, for cleaning windshield	Inc'd
X	Windshield	Single switch, 2 speed, intermittent wet arm windshield wipers	STD

WARRANTY COVERAGE

X	Warranty	Extended Blue Bird warranty "Silver 3/10", three year/unlimited miles, Option 31300-26 (S4)	
X	Warranty	Cummins PowerDrive System Standard Warranty 5 years/100,000 miles for EV	STD
X	Warranty	Extended Range High Voltage Battery System Standard Warranty 8 years or 200 MWhrs for EV	

NOTES/COMMENTS

X	Notes/Comments	All options listed above the price are included in the sales price to you	
X	Notes/Comments	Pricing quoted is valid for 30 days	

GRAND TOTAL VEHICLE SALES PRICE \$ 457,738.00

By signing below, I acknowledge the specifications listed above are complete and correct.
The bus order will be placed from this list of requirements.



[Signature] Superintendent 7/29/24
Customer's Authorized Representative Title Date

[Signature] Director of Sales 7/8/2024
Western Bus Sales, Inc. Authorized Representative Date

AVAILABLE ALTERNATIVE OPTIONS - NOT INCLUDED IN ABOVE PRICE

Comparable diesel price, same bus size, options, etc. w/Cummins B6.7L diesel engine & PTS2500 transmission for PGE grant application
DEDUCT \$272,415

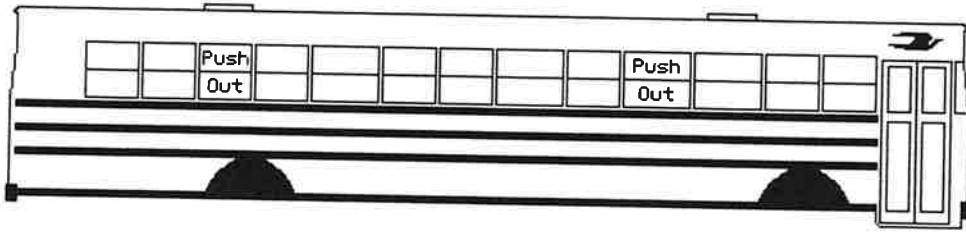
SEAT & BODY PLAN

Usage : School Bus State: OREGON BP: 5015842

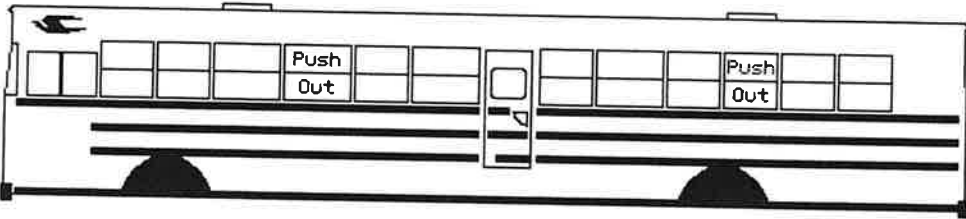
PLBT:
T3RE

Length: 4006
Wheelbase:
273.0

Usage:
School Bus
Body Plan
5015842

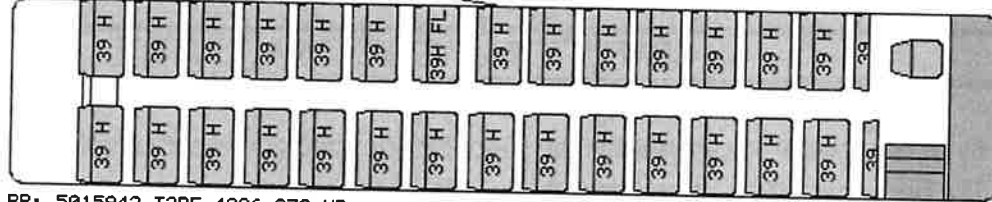


PLBT:
T3RE
Length:
4006
Wheelbase:
273.0
Usage:
School Bus
Body Plan
5015842



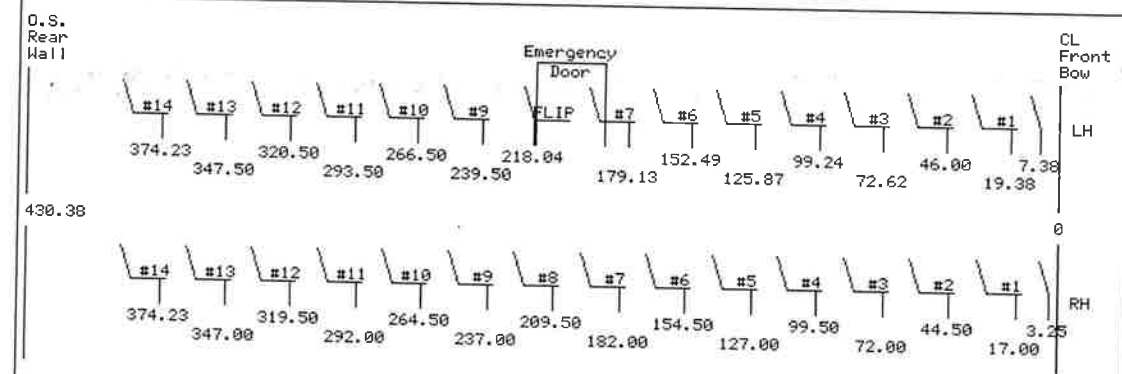
SP: 16369 T3RE 4006, 84 CAP

Seat Plan #
16369
Capacity:
84



BP: 5015842 T3RE 4006 273 WB

SP: 16369 T3RE 4006, 84 CAP



Row	RH Seats	LH Seats
1	39SBHB	39SBHB
2	39SBHB	39SBHB
3	39SBHB	39SBHB
4	39SBHB	39SBHB
5	39SBHB	39SBHB
6	39SBHB	39SBHB
7	39SBHB	39SBHBFM
8	39SBHB	39SBHBFSLH
9	39SBHB	39SBHB
10	39SBHB	39SBHB
11	39SBHB	39SBHB
12	39SBHB	39SBHB
13	39SBHB	39SBHB
14	39SBHBRRDAV	39SBHBRRDAV

T3RE4006 SED7L SBHB FLIP

DO NOT SCALE

T3RE 4006

Capacity	84
Seat Plan #	16369
Wheelbase	273.0