



**PUBLIC  
HEARING**  
Next Exit



**2026-2027**

June 15, 2026



DISTRICT TRENDS	1
COMPENSATION	2
STAFFING	3
PROPOSED BUDGET	4
BUDGET CALENDAR	5

DISTRICT TRENDS

1

COMPENSATION

2

STAFFING

3

PROPOSED BUDGET

4

BUDGET CALENDAR

5



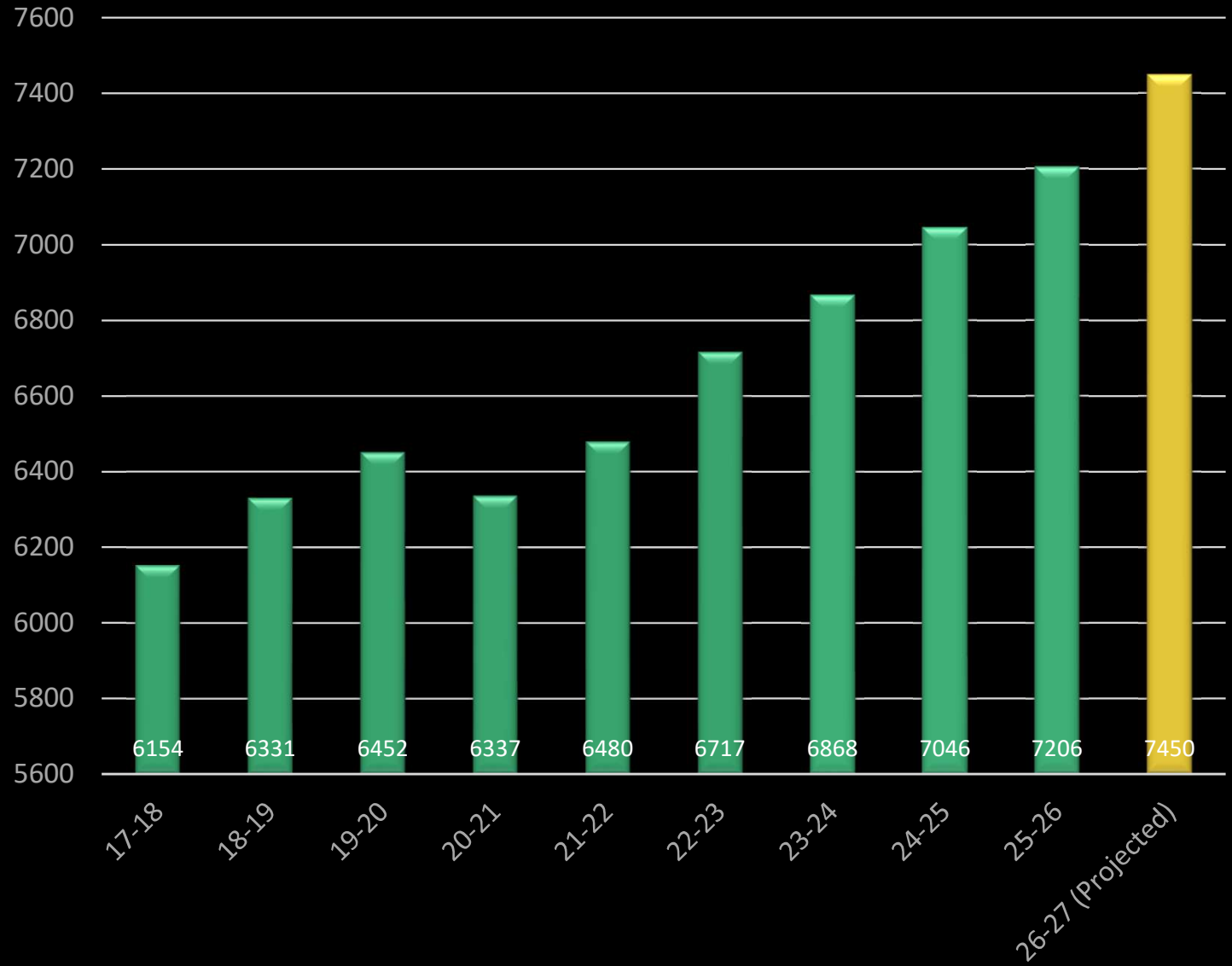
**Upcoming Exits**



**DISTRICT  
TRENDS**  
Next Exit



## Enrollment (Snapshot Date)





# Enrollment Comparison (Snapshot Day vs. Last Day)



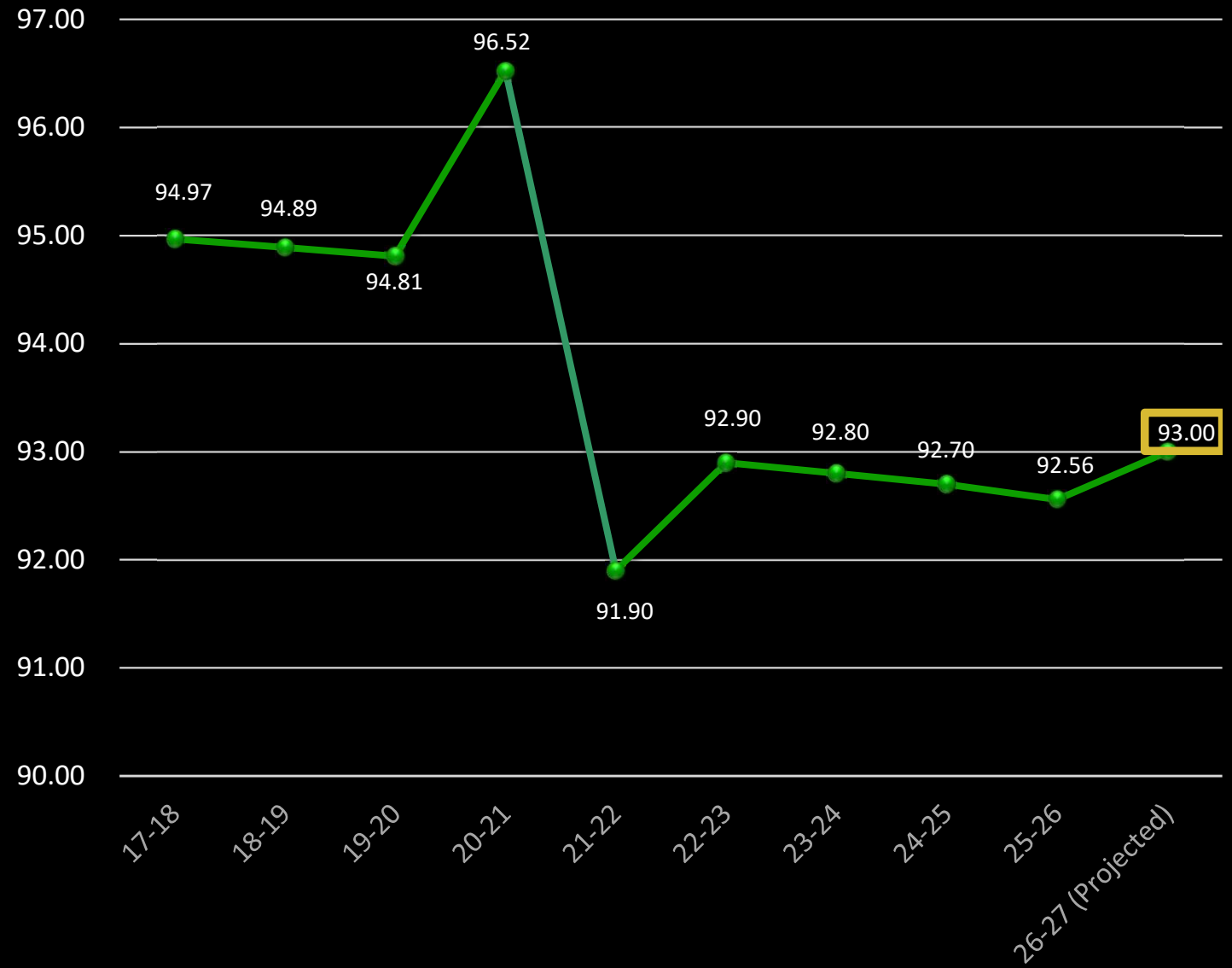


## Average Daily Attendance (ADA)





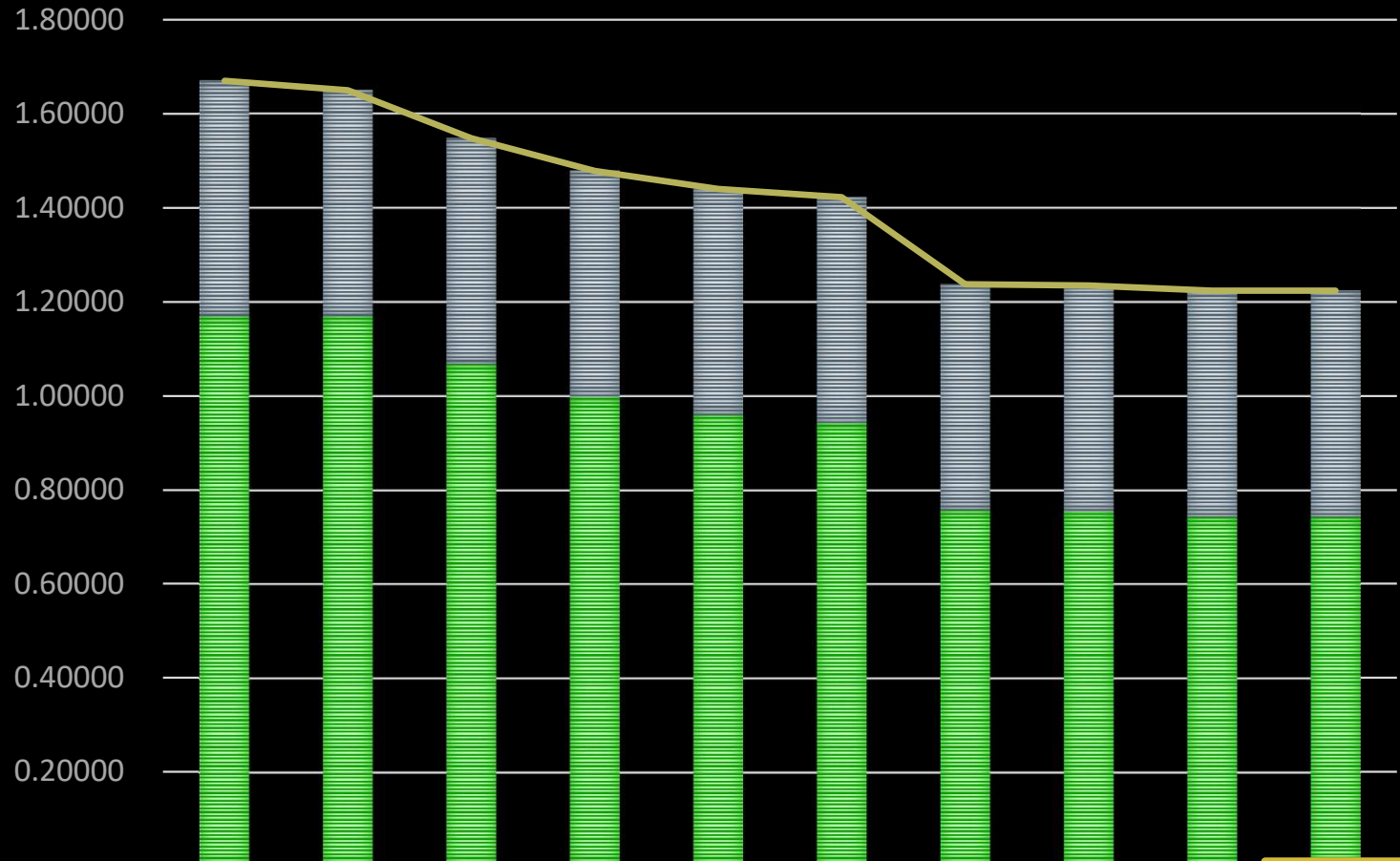
## Percentage in Attendance





# HISTORICAL TAX RATES

M&O I&S Total

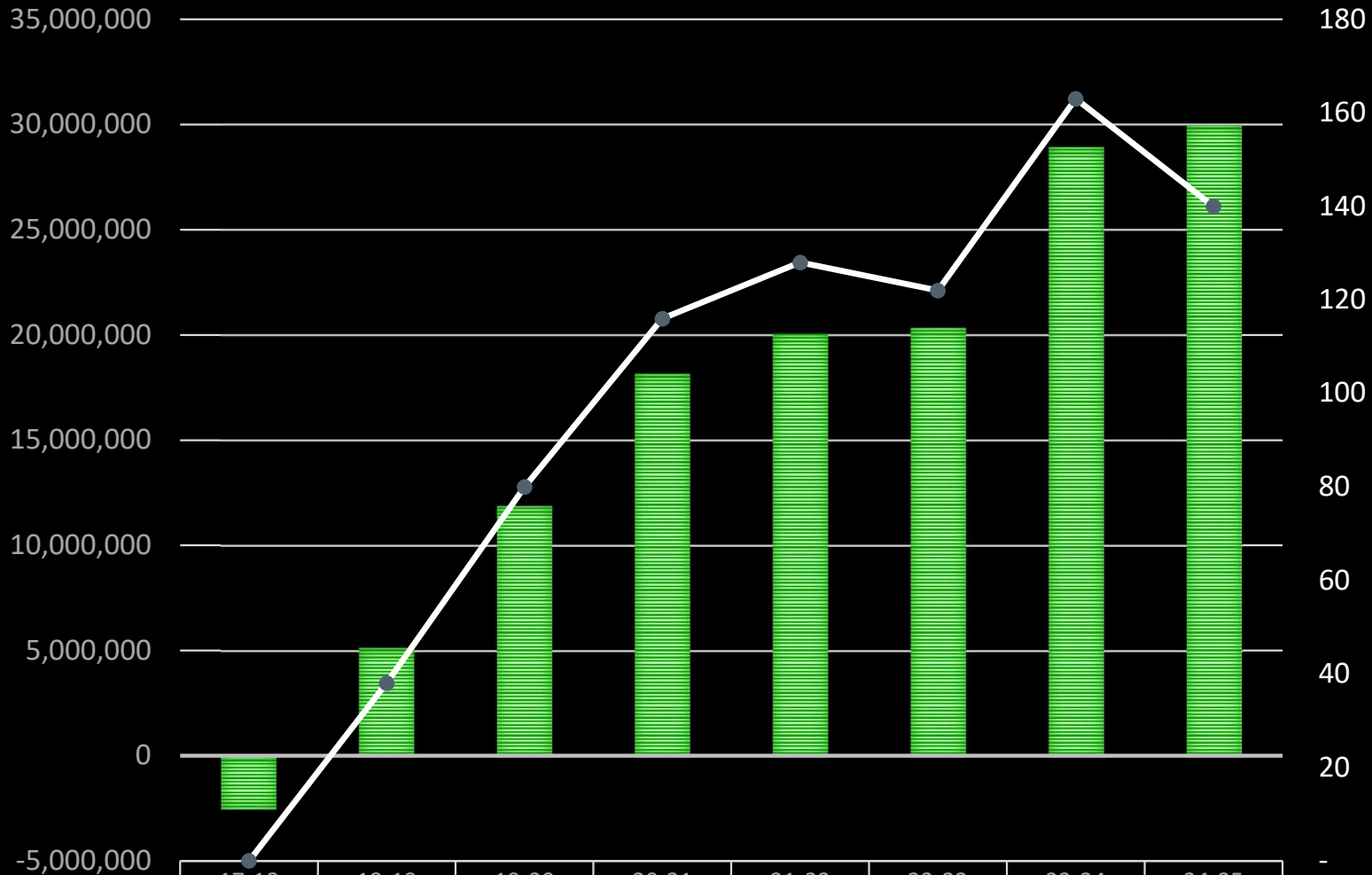


	17-18	18-19	19-20	20-21	21-22	22-23	23-24	24-25	25-26	26-27
I&S	0.5000	0.4800	0.4800	0.4800	0.4800	0.4800	0.4800	0.4800	0.4800	0.4800
M&O	1.1700	1.1700	1.0683	0.9983	0.9603	0.9429	0.7575	0.7552	0.7441	0.7441
Total	1.6700	1.6500	1.5483	1.4783	1.4403	1.4229	1.2375	1.2352	1.2241	1.2241



# FUND BALANCE

Unassigned Days



	17-18	18-19	19-20	20-21	21-22	22-23	23-24	24-25
Unassigned	-2,516,449	5,142,439	11,881,110	18,170,738	20,062,611	20,340,323	28,918,286	29,966,302
Days	-	38	80	116	128	122	163	140



**COMPENSATION**

**Next Exit**



# Compensation

- Bus Driver hourly rate increase
  - \$3.90 per hour (\$21.25 to \$25.15)
- General Pay Increase
  - Increase is 3% of midpoint for all employees other than Bus Drivers
    - Increase teacher pay by \$2,150
      - \$89.58/pay period
      - \$179.16/month
    - Starting certified teacher from \$66,300 to \$68,100



**STAFFING**  
Next Exit



# Staffing

Positions added:

- Teacher – 1st Grade Bilingual – BES
- Teacher – 5th Grade Bilingual – BES
- Teacher – SPED Elementary Structured Learning – DES
- (2) SPED Structured Learning Paraprofessionals – DES
- District Discipline Coordinator
- Principal – Crosby Sixth Grade Campus
- SPED PASS Paraprofessional
- Instructional Coordinator – PK-5 Science
- Teacher – PE/Weight Training & Coach
- In-house legal Counsel





# Budget Assumptions for Fiscal Year 2026-2027

- Enrollment:
  - Snapshot (October 2026) 7,450
  - Last Day of School (May 2027) 7,500
- Average Daily Attendance 6,700
- Attendance Rate 93%
- No increase in homestead exemption (currently \$140,000)
- Property value growth
- Balanced Budget for General Fund and Debt Service
- General Fund payroll/benefit costs at 80%
- Proposed Tax Rate
  - M&O           \$0.7441
  - I&S             \$0.4800
  - Total            \$1.2241
- Tax Collection Rate 96%

CROSBY INDEPENDENT SCHOOL DISTRICT  
PROPOSED BUDGET 2026-2027

	GENERAL FUND	CHILD NUTRITION FUND	DEBT SERVICE FUND	TOTAL
<b>REVENUES</b>				
5700 - Local Sources	\$ 26,500,000	\$ 1,112,800	\$ 13,391,683	\$ 41,004,483
5800 - State Programs	55,817,665	65,500	-	55,883,165
5900 - Federal Programs	504,000	2,911,529	-	3,415,529
<b>Total Revenues</b>	<b>82,821,665</b>	<b>4,089,829</b>	<b>13,391,683</b>	<b>100,303,177</b>
<b>EXPENDITURES</b>				
11 - Instruction	49,459,694	-	-	49,459,694
12 - Instructional Resources & Media Services	525,220	-	-	525,220
13 - Curriculum & Staff Development	2,035,137	-	-	2,035,137
21 - Instructional Leadership	946,617	-	-	946,617
23 - School Leadership	4,490,657	-	-	4,490,657
31 - Guidance, Counseling & Evaluation	2,755,586	-	-	2,755,586
33 - Health Services	796,912	-	-	796,912
34 - Student Transportation	2,942,363	-	-	2,942,363
35 - Food Services	77,000	4,712,330	-	4,789,330
36 - Cocurricular/Extracurricular Activities	2,366,145	-	-	2,366,145
41 - General Administration	3,836,881	-	-	3,836,881
51 - Plant Maintenance & Operations	8,207,865	60,000	-	8,267,865
52 - Security & Monitoring Services	1,360,543	-	-	1,360,543
53 - Data Processing Services	446,994	-	-	446,994
61 - Community Services	54,516	-	-	54,516
71 - Debt Service	1,103,535	-	13,391,683	14,495,218
81 - Facilities Acquisition/Construction	860,000	-	-	860,000
93 - Payments to Shared Services Arrangements	171,000	-	-	171,000
95 - Payments to JJAEP	20,000	-	-	20,000
99 - Other Intergovernmental Charges	365,000	-	-	365,000
<b>Total Expenditures</b>	<b>82,821,665</b>	<b>4,772,330</b>	<b>13,391,683</b>	<b>100,985,678</b>
<b>Excess/(Deficiency) of Revenues Over/(Under) Expenditures</b>	<b>-</b>	<b>(682,501)</b>	<b>-</b>	<b>(682,501)</b>
<b>OTHER FINANCING SOURCES (USES)</b>				
Other Financing Sources	5,000	-	-	5,000
Other Financing Uses	(5,000)	-	-	(5,000)
<b>Total Other Financing Sources (Uses)</b>	<b>-</b>	<b>-</b>	<b>-</b>	<b>-</b>
<b>Budget Surplus/(Deficit)</b>	<b>\$ -</b>	<b>\$ (682,501)</b>	<b>\$ -</b>	<b>\$ (682,501)</b>

Education Code Section 29.081(b-2) requires school districts to separately budget funds to provide for accelerated instruction for students who fail to perform satisfactorily on an end-of-course assessment. Included in this budget for adoption is \$40,000 targeted for this purpose.

	2026-2027 Proposed Budget	2025-2026 Estimated Actual
<b>Itemization of Certain Expenditures Required by Texas Local Government Code 140.0045</b>		
Expenditures for Object Code 6491-Statutorily Required Public Notices	\$ 3,500	\$ 1,000
Expenditures for directly or indirectly influencing legislation or administrative action	\$ 2,100	\$ 2,100

CROSBY INDEPENDENT SCHOOL DISTRICT  
PROPOSED BUDGET 2026-2027

	GENERAL FUND	CHILD NUTRITION FUND	DEBT SERVICE FUND	TOTAL
<b>REVENUES</b>				
5700 - Local Sources	\$ 26,500,000	\$ 1,112,800	\$ 13,391,683	\$ 41,004,483
5800 - State Programs	55,817,665	65,500	-	55,883,165
5900 - Federal Programs	504,000	2,911,529	-	3,415,529
<b>Total Revenues</b>	<b>82,821,665</b>	<b>4,089,829</b>	<b>13,391,683</b>	<b>100,303,177</b>
<b>EXPENDITURES</b>				
11 - Instruction	49,459,694	-	-	49,459,694
12 - Instructional Resources & Media Services	525,220	-	-	525,220
13 - Curriculum & Staff Development	2,035,137	-	-	2,035,137
21 - Instructional Leadership	946,617	-	-	946,617
23 - School Leadership	4,490,657	-	-	4,490,657
31 - Guidance, Counseling & Evaluation	2,755,586	-	-	2,755,586
33 - Health Services	796,912	-	-	796,912
34 - Student Transportation	2,942,363	-	-	2,942,363
35 - Food Services	77,000	4,712,330	-	4,789,330
36 - Cocurricular/Extracurricular Activities	2,366,145	-	-	2,366,145
41 - General Administration	3,836,881	-	-	3,836,881
51 - Plant Maintenance & Operations	8,207,865	60,000	-	8,267,865
52 - Security & Monitoring Services	1,360,543	-	-	1,360,543
53 - Data Processing Services	446,994	-	-	446,994
61 - Community Services	54,516	-	-	54,516
71 - Debt Service	1,103,535	-	13,391,683	14,495,218
81 - Facilities Acquisition/Construction	860,000	-	-	860,000
93 - Payments to Shared Services Arrangements	171,000	-	-	171,000
95 - Payments to JJAEP	20,000	-	-	20,000
99 - Other Intergovernmental Charges	365,000	-	-	365,000
<b>Total Expenditures</b>	<b>82,821,665</b>	<b>4,772,330</b>	<b>13,391,683</b>	<b>100,985,678</b>
<b>Excess/(Deficiency) of Revenues Over/(Under) Expenditures</b>	<b>-</b>	<b>(682,501)</b>	<b>-</b>	<b>(682,501)</b>
<b>OTHER FINANCING SOURCES (USES)</b>				
Other Financing Sources	5,000	-	-	5,000
Other Financing Uses	(5,000)	-	-	(5,000)
<b>Total Other Financing Sources (Uses)</b>	<b>-</b>	<b>-</b>	<b>-</b>	<b>-</b>
<b>Budget Surplus/(Deficit)</b>	<b>\$ -</b>	<b>\$ (682,501)</b>	<b>\$ -</b>	<b>\$ (682,501)</b>

Education Code Section 29.081(b-2) requires school districts to separately budget funds to provide for accelerated instruction for students who fail to perform satisfactorily on an end-of-course assessment. Included in this budget for adoption is \$40,000 targeted for this purpose.

	2026-2027 Proposed Budget	2025-2026 Estimated Actual
<b>Itemization of Certain Expenditures Required by Texas Local Government Code 140.0045</b>		
Expenditures for Object Code 6491-Statutorily Required Public Notices	\$ 3,500	\$ 1,000
Expenditures for directly or indirectly influencing legislation or administrative action	\$ 2,100	\$ 2,100

Crosby Independent School District  
General Fund 2026-2027 Proposed Budget  
June 15, 2026

By Function	2025-2026			2026-2027		
	Estimated Actuals	Percent	Cost Per Student	Proposed Budget	Percent	Cost Per Student
11 - Instruction	\$ 46,038,641	56.92%	\$ 6,389	\$ 49,459,694	59.72%	\$ 6,684
12 - Instructional Resources & Media Services	416,346	0.51%	58	525,220	0.63%	71
13 - Curriculum & Staff Development	1,805,559	2.23%	251	2,035,137	2.46%	275
21 - Instructional Leadership	953,312	1.18%	132	946,617	1.14%	128
23 - School Leadership	4,166,401	5.15%	578	4,490,657	5.42%	607
31 - Guidance, Counseling & Evaluation	2,524,000	3.12%	350	2,755,586	3.33%	372
33 - Health Services	797,324	0.99%	111	796,912	0.96%	108
34 - Student Transportation	2,728,199	3.37%	379	2,942,363	3.55%	398
35 - Food Services	-	0.00%	-	77,000	0.09%	10
36 - Cocurricular/Extracurricular Activities	2,348,935	2.90%	326	2,366,145	2.86%	320
41 - General Administration	3,382,078	4.18%	468	3,836,881	4.63%	518
51 - Plant Maintenance & Operations	8,543,820	10.56%	1,185	8,207,865	9.91%	1,109
52 - Security & Monitoring Services	1,473,882	1.82%	205	1,360,543	1.64%	184
53 - Data Processing Services	432,315	0.53%	60	446,994	0.54%	60
61 - Community Services	47,006	0.06%	7	54,516	0.07%	7
71 - Debt Service	1,180,297	1.46%	164	1,103,535	1.33%	149
81 - Facilities Acquisition/Construction	3,560,000	4.40%	494	860,000	1.04%	116
93 - Payments to Shared Services Arrangements	117,000	0.14%	16	171,000	0.21%	23
95 - Payments to JJAEP	20,000	0.02%	3	20,000	0.02%	3
99 - Other Intergovernmental Charge	348,000	0.43%	48	365,000	0.44%	49
<b>Grand Total</b>	<b>\$ 80,883,115</b>	<b>100.00%</b>	<b>\$ 11,224</b>	<b>\$ 82,821,665</b>	<b>100.00%</b>	<b>\$ 11,191</b>

### By Major Object

61 - Payroll Costs	\$ 62,270,596	76.99%	\$ 8,641	\$ 66,641,223	80.46%	\$ 9,005
62 - Contracted Services	7,916,594	9.79%	1,099	8,368,793	10.10%	1,130
63 - Supplies & Materials	2,452,428	3.03%	340	2,648,227	3.20%	358
64 - Other Operating Expenditures	2,941,481	3.64%	408	2,854,887	3.45%	386
65 - Debt Service	1,180,297	1.46%	164	1,103,535	1.33%	149
66 - Capital Outlay	4,121,719	5.10%	572	1,205,000	1.45%	163
<b>Grand Total</b>	<b>\$ 80,883,115</b>	<b>100.00%</b>	<b>\$ 11,224</b>	<b>\$ 82,821,665</b>	<b>100.00%</b>	<b>\$ 11,191</b>

### By Functional Groups

Instructional (11, 12, 13, 95)	\$ 48,280,546	59.69%	\$ 6,701	\$ 52,040,051	62.83%	\$ 7,033
District Operations (34, 35, 51, 52, 53, 81, 93, 99)	17,203,216	21.27%	2,387	14,430,765	17.42%	1,949
Instructional Support (21, 23, 31, 32, 33, 36, 61)	10,836,978	13.40%	1,504	11,410,433	13.78%	1,542
Central Administration (41)	3,382,078	4.18%	468	3,836,881	4.63%	518
Debt Service (71)	1,180,297	1.46%	164	1,103,535	1.33%	149
<b>Grand Total</b>	<b>\$ 80,883,115</b>	<b>100.00%</b>	<b>\$ 11,224</b>	<b>\$ 82,821,665</b>	<b>100.00%</b>	<b>\$ 11,191</b>

CROSBY INDEPENDENT SCHOOL DISTRICT  
PROPOSED BUDGET 2026-2027

	GENERAL FUND	CHILD NUTRITION FUND	DEBT SERVICE FUND	TOTAL
<b>REVENUES</b>				
5700 - Local Sources	\$ 26,500,000	\$ 1,112,800	\$ 13,391,683	\$ 41,004,483
5800 - State Programs	55,817,665	65,500	-	55,883,165
5900 - Federal Programs	504,000	2,911,529	-	3,415,529
<b>Total Revenues</b>	<b>82,821,665</b>	<b>4,089,829</b>	<b>13,391,683</b>	<b>100,303,177</b>
<b>EXPENDITURES</b>				
11 - Instruction	49,459,694	-	-	49,459,694
12 - Instructional Resources & Media Services	525,220	-	-	525,220
13 - Curriculum & Staff Development	2,035,137	-	-	2,035,137
21 - Instructional Leadership	946,617	-	-	946,617
23 - School Leadership	4,490,657	-	-	4,490,657
31 - Guidance, Counseling & Evaluation	2,755,586	-	-	2,755,586
33 - Health Services	796,912	-	-	796,912
34 - Student Transportation	2,942,363	-	-	2,942,363
35 - Food Services	77,000	4,712,330	-	4,789,330
36 - Cocurricular/Extracurricular Activities	2,366,145	-	-	2,366,145
41 - General Administration	3,836,881	-	-	3,836,881
51 - Plant Maintenance & Operations	8,207,865	60,000	-	8,267,865
52 - Security & Monitoring Services	1,360,543	-	-	1,360,543
53 - Data Processing Services	446,994	-	-	446,994
61 - Community Services	54,516	-	-	54,516
71 - Debt Service	1,103,535	-	13,391,683	14,495,218
81 - Facilities Acquisition/Construction	860,000	-	-	860,000
93 - Payments to Shared Services Arrangements	171,000	-	-	171,000
95 - Payments to JJAEP	20,000	-	-	20,000
99 - Other Intergovernmental Charges	365,000	-	-	365,000
<b>Total Expenditures</b>	<b>82,821,665</b>	<b>4,772,330</b>	<b>13,391,683</b>	<b>100,985,678</b>
<b>Excess/(Deficiency) of Revenues Over/(Under) Expenditures</b>	<b>-</b>	<b>(682,501)</b>	<b>-</b>	<b>(682,501)</b>
<b>OTHER FINANCING SOURCES (USES)</b>				
Other Financing Sources	5,000	-	-	5,000
Other Financing Uses	(5,000)	-	-	(5,000)
<b>Total Other Financing Sources (Uses)</b>	<b>-</b>	<b>-</b>	<b>-</b>	<b>-</b>
<b>Budget Surplus/(Deficit)</b>	<b>\$ -</b>	<b>\$ (682,501)</b>	<b>\$ -</b>	<b>\$ (682,501)</b>

Education Code Section 29.081(b-2) requires school districts to separately budget funds to provide for accelerated instruction for students who fail to perform satisfactorily on an end-of-course assessment. Included in this budget for adoption is \$40,000 targeted for this purpose.

	2026-2027 Proposed Budget	2025-2026 Estimated Actual
<b>Itemization of Certain Expenditures Required by Texas Local Government Code 140.0045</b>		
Expenditures for Object Code 6491-Statutorily Required Public Notices	\$ 3,500	\$ 1,000
Expenditures for directly or indirectly influencing legislation or administrative action	\$ 2,100	\$ 2,100

Crosby Independent School District  
 Child Nutrition Fund 2026-2027 Proposed Budget  
 June 15, 2026

By Function	2025-2026			2026-2027		
	Estimated Actuals	Percent	Cost Per Student	Proposed Budget	Percent	Cost Per Student
35 - Food Services	\$ 4,621,147	98.51%	\$ 641	\$ 4,712,330	98.74%	\$ 637
51 - Plant Maintenance & Operations	70,000	1.49%	10	\$ 60,000	1.26%	8
<b>Grand Total</b>	<b>\$ 4,691,147</b>	<b>100.00%</b>	<b>\$ 651</b>	<b>\$ 4,772,330</b>	<b>100.00%</b>	<b>\$ 645</b>

By Major Object						
61 - Payroll Costs	\$ 1,745,413	37.21%	\$ 243	\$ 1,827,191	38.29%	\$ 247
62 - Contracted Services	190,900	4.07%	26	150,410	3.15%	20
63 - Supplies & Materials	2,028,488	43.24%	281	2,219,129	46.50%	300
64 - Other Operating Expenditures	20,346	0.43%	3	19,500	0.41%	3
66 - Capital Outlay	706,000	15.05%	98	\$ 556,000	11.65%	75
<b>Grand Total</b>	<b>\$ 4,691,147</b>	<b>100.00%</b>	<b>\$ 651</b>	<b>\$ 4,772,230</b>	<b>100.00%</b>	<b>\$ 645</b>

By Functional Groups						
District Operations (34, 35, 51, 52, 53, 81, 93, 99)	4,691,147	100.00%	\$ 651	\$ 4,772,330	100.00%	\$ 645
<b>Grand Total</b>	<b>\$ 4,691,147</b>	<b>100.00%</b>	<b>\$ 651</b>	<b>\$ 4,772,330</b>	<b>100.00%</b>	<b>\$ 645</b>

Cost per student in 2025-2026 is based on enrollment of 7206 as of PEIMS snapshot (October 2025)  
 Cost per student in 2026-2027 is based on projected enrollment of 7400

CROSBY INDEPENDENT SCHOOL DISTRICT  
PROPOSED BUDGET 2026-2027

	GENERAL FUND	CHILD NUTRITION FUND	DEBT SERVICE FUND	TOTAL
<b>REVENUES</b>				
5700 - Local Sources	\$ 26,500,000	\$ 1,112,800	\$ 13,391,683	\$ 41,004,483
5800 - State Programs	55,817,665	65,500	-	55,883,165
5900 - Federal Programs	504,000	2,911,529	-	3,415,529
<b>Total Revenues</b>	<b>82,821,665</b>	<b>4,089,829</b>	<b>13,391,683</b>	<b>100,303,177</b>
<b>EXPENDITURES</b>				
11 - Instruction	49,459,694	-	-	49,459,694
12 - Instructional Resources & Media Services	525,220	-	-	525,220
13 - Curriculum & Staff Development	2,035,137	-	-	2,035,137
21 - Instructional Leadership	946,617	-	-	946,617
23 - School Leadership	4,490,657	-	-	4,490,657
31 - Guidance, Counseling & Evaluation	2,755,586	-	-	2,755,586
33 - Health Services	796,912	-	-	796,912
34 - Student Transportation	2,942,363	-	-	2,942,363
35 - Food Services	77,000	4,712,330	-	4,789,330
36 - Cocurricular/Extracurricular Activities	2,366,145	-	-	2,366,145
41 - General Administration	3,836,881	-	-	3,836,881
51 - Plant Maintenance & Operations	8,207,865	60,000	-	8,267,865
52 - Security & Monitoring Services	1,360,543	-	-	1,360,543
53 - Data Processing Services	446,994	-	-	446,994
61 - Community Services	54,516	-	-	54,516
71 - Debt Service	1,103,535	-	13,391,683	14,495,218
81 - Facilities Acquisition/Construction	860,000	-	-	860,000
93 - Payments to Shared Services Arrangements	171,000	-	-	171,000
95 - Payments to JJAEP	20,000	-	-	20,000
99 - Other Intergovernmental Charges	365,000	-	-	365,000
<b>Total Expenditures</b>	<b>82,821,665</b>	<b>4,772,330</b>	<b>13,391,683</b>	<b>100,985,678</b>
<b>Excess/(Deficiency) of Revenues Over/(Under) Expenditures</b>	<b>-</b>	<b>(682,501)</b>	<b>-</b>	<b>(682,501)</b>
<b>OTHER FINANCING SOURCES (USES)</b>				
Other Financing Sources	5,000	-	-	5,000
Other Financing Uses	(5,000)	-	-	(5,000)
<b>Total Other Financing Sources (Uses)</b>	<b>-</b>	<b>-</b>	<b>-</b>	<b>-</b>
<b>Budget Surplus/(Deficit)</b>	<b>\$ -</b>	<b>\$ (682,501)</b>	<b>\$ -</b>	<b>\$ (682,501)</b>

Education Code Section 29.081(b-2) requires school districts to separately budget funds to provide for accelerated instruction for students who fail to perform satisfactorily on an end-of-course assessment. Included in this budget for adoption is \$40,000 targeted for this purpose.

	2026-2027 Proposed Budget	2025-2026 Estimated Actual
<b>Itemization of Certain Expenditures Required by Texas Local Government Code 140.0045</b>		
Expenditures for Object Code 6491-Statutorily Required Public Notices	\$ 3,500	\$ 1,000
Expenditures for directly or indirectly influencing legislation or administrative action	\$ 2,100	\$ 2,100

Crosby Independent School District  
Debt Service Fund 2026-2027 Proposed Budget  
June 15, 2026

By Function	2025-2026			2026-2027		
	Estimated Actuals	Percent	Cost Per Student	Proposed Budget	Percent	Cost Per Student
71 - Debt Service	\$ 13,663,591	100.00%	\$ 1,896	\$ 13,391,683	100.00%	\$ 1,810
<b>Grand Total</b>	<b>\$ 13,663,591</b>	<b>100.00%</b>	<b>\$ 1,896</b>	<b>\$ 13,391,683</b>	<b>100.00%</b>	<b>\$ 1,810</b>

By Major Object						
65 - Debt Service	\$ 13,663,591	100.00%	\$ 1,896	\$ 13,391,683	100.00%	\$ 1,810
<b>Grand Total</b>	<b>\$ 13,663,591</b>	<b>100.00%</b>	<b>\$ 1,896</b>	<b>\$ 13,391,683</b>	<b>100.00%</b>	<b>\$ 1,810</b>

By Functional Group						
Debt Service (71)	\$ 13,663,591	100.00%	\$ 1,896	\$ 13,391,683	100.00%	\$ 1,810
<b>Grand Total</b>	<b>\$ 13,663,591</b>	<b>100.00%</b>	<b>\$ 1,896</b>	<b>\$ 13,391,683</b>	<b>100.00%</b>	<b>\$ 1,810</b>

Cost per student in 2025-2026 is based on enrollment of 7206 as of PEIMS snapshot (October 2025)

Cost per student in 2026-2027 is based on projected enrollment of 7400

# NOTICE OF PUBLIC MEETING TO DISCUSS BUDGET AND PROPOSED TAX RATE

The Crosby ISD will hold a public meeting at 6:30p.m., June 15, 2026 in Operation Center Board Room, 14670 FM 2100, Crosby, Texas 77532. The purpose of this meeting is to discuss the school district's budget that will determine the tax rate that will be adopted. Public participation in the discussion is invited.

The tax rate that is ultimately adopted at this meeting or at a separate meeting at a later date may not exceed the proposed rate shown below unless the district publishes a revised notice containing the same information and comparisons set out below and holds another public meeting to discuss the revised notice.

Maintenance Tax	\$0.74410/\$100 (proposed rate for maintenance and operations)
School Debt Service Tax	\$0.48000/\$100 (proposed rate to pay bonded indebtedness)
Approved by Local Voters	

### Comparison of Proposed Budget with Last Year's Budget

The applicable percentage increase or decrease (or difference) in the amount budgeted in the preceding fiscal year and the amount budgeted for the fiscal year that begins during the current tax year is indicated for each of the following expenditure categories.

Maintenance and operations	6.35 % increase
Debt Service	-1.99 % decrease
Total Expenditures	5.10 % increase

### Total Appraised Value and Total Taxable Value (as calculated under Section 26.04, Tax Code)

	<u>Preceding Tax Year</u>	<u>Current Tax Year</u>
Total appraised value* of all property	\$5,046,774,622	\$5,248,571,436
Total appraised value* of new property**	\$265,281,671	\$380,012,385
Total taxable value*** of all property	\$3,391,186,047	\$3,526,783,650
Total taxable value*** of new property**	\$178,256,326	\$255,349,762

\*Appraised value is the amount shown on the appraisal roll and defined by Section 1.04(8), Tax Code.  
 \*\* "New property" is defined by Section 26.012(17), Tax Code.  
 \*\*\* "Taxable value" is defined by Section 1.04(10), Tax Code.

### Bonded Indebtedness

Total amount of outstanding and unpaid bonded indebtedness\* \$166,760,000

\*Outstanding principal.

### Comparison of Proposed Rates with Last Year's Rates

	<u>Maintenance &amp; Operations</u>	<u>Interest &amp; Sinking Fund*</u>	<u>Total</u>	<u>Local Revenue Per Student</u>	<u>State Revenue Per Student</u>
Last Year's Rate	\$0.74410	\$0.48000	\$1.22410	\$5,706	\$7,024
Rate to Maintain Same Level of Maintenance & Operations Revenue & Pay Debt Service	\$0.74410	\$0.48000	\$1.22410	\$5,796	\$6,713
Proposed Rate	\$0.74410	\$0.48000	\$1.22410	\$5,513	\$6,967

\*The Interest & Sinking Fund tax revenue is used to pay for bonded indebtedness on construction, equipment, or both. The bonds, and the tax rate necessary to pay those bonds, were approved by the voters of this district.

### Comparison of Proposed Levy with Last Year's Levy on Average Residence

	<u>Last Year</u>	<u>This Year</u>
Average Market Value of Residences	\$256,041	\$258,588
Average Taxable Value of Residences	\$140,743	\$147,365
Last Year's Rate Versus Proposed Rate per \$100 Value	\$1.22410	\$1.22410
Taxes Due on Average Residence	\$1,722.84	\$1,803.89
Increase (Decrease) in Taxes		\$81.05

Under state law, the dollar amount of school taxes imposed on the residence homestead of a person 65 years of age or older or of the surviving spouse of such a person, if the surviving spouse was 55 years of age or older when the person died, may not be increased above the amount paid in the first year after the person turned 65, regardless of changes in tax rate or property value.

Notice of Voter-Approval Rate: The highest tax rate the district can adopt before requiring voter approval at an election is \$1.22410. This election will be automatically held if the district adopts a rate in excess of the voter-approval rate of \$1.22410.

### Fund Balances

The following estimated balances will remain at the end of the current fiscal year and are not encumbered with or by a corresponding debt obligation, less estimated funds necessary for operating the district before receipt of the first state aid payment.

Maintenance and Operations Fund Balance(s)	\$36,000,000
Interest & Sinking Fund Balance(s)	\$300,000


A school district may not increase the district's maintenance and operations tax rate to create a surplus in maintenance and operations tax revenue for the purpose of paying the district's debt service.

Visit [Texas.gov/PropertyTaxes](http://Texas.gov/PropertyTaxes) to find a link to your local property tax database on which you can easily access information regarding your property taxes, including information about proposed tax rates and scheduled public hearings of each entity that taxes your property.

The 86th Texas Legislature modified the manner in which the voter-approval tax rate is calculated to limit the rate of growth of property taxes in the state.



**BUDGET  
CALENDAR**  
Next Exit



## BUDGET CALENDAR 2026-2027

TARGET COMPLETION DATE	ACTIVITY/PROCESS
March 16, 2026 ✓	<ul style="list-style-type: none"> <li>• Board Meeting – Budget Workshop #1               <ul style="list-style-type: none"> <li>○ Budget Calendar</li> <li>○ Current Year Enrollment Update/Projection for Next Fiscal Year</li> <li>○ Current Year ADA/Projection for Next Fiscal Year</li> </ul> </li> </ul>
April 1, 2026 ✓	<ul style="list-style-type: none"> <li>• Training – Campus and Department Non-Payroll Budget Training</li> <li>• Open Skyward Budget Entry for Campus and Department Data Entry</li> </ul>
April 20, 2026 ✓	<ul style="list-style-type: none"> <li>• Board Meeting – Budget Workshop #2</li> </ul>
April 24, 2026 ✓	<ul style="list-style-type: none"> <li>• Skyward Budget Entry Deadline</li> </ul>
April 30, 2026 ✓	<ul style="list-style-type: none"> <li>• Receive Certified Estimated Property Values from Harris Central Appraisal District</li> </ul>
May 18, 2026 ✓	<ul style="list-style-type: none"> <li>• Board Meeting:               <ul style="list-style-type: none"> <li>○ Budget Workshop #3                   <ul style="list-style-type: none"> <li>▪ Initial Preliminary Budget</li> <li>▪ TASB Pay Maintenance Update</li> <li>▪ Property Values Update</li> </ul> </li> <li>○ Approve Compensation Schedules</li> </ul> </li> </ul>
June 15, 2026	<ul style="list-style-type: none"> <li>• Board Meeting:               <ul style="list-style-type: none"> <li>○ Public Hearing</li> <li>○ Budget Adoption</li> </ul> </li> </ul>
August 30, 2026	<ul style="list-style-type: none"> <li>• Receive Certified Appraisal Roll from Harris Central Appraisal District</li> </ul>
September 21, 2026	<ul style="list-style-type: none"> <li>• Board Meeting:               <ul style="list-style-type: none"> <li>○ Adopt an order approving property tax roll for FY 2026-2027 at a properly posted board meeting. <i>(Note: may be delayed to October 19, 2026, depending upon date certified appraisal roll is received from Harris County Appraisal District.)</i></li> <li>○ Adopt the 2026 tax rate for FY 2026-2027 at a properly posted board meeting. <i>(Note: Must adopt before the later of September 30<sup>th</sup> or 60 days after receiving the Certified Appraisal Role; Must republish Notice of Public to Discuss Budget and Proposed Tax Rate, if adopting a tax rate higher than proposed in the original notice; Must meet posting timelines.)</i></li> </ul> </li> </ul>

