



Senate Bill 1882 Partnerships Annual Review

Alicia Syverson – Associate Superintendent Student and School Support

Agenda



Senate Bill
1882



ECISD
Partnership
Schools



Review
Process



Performance
Assessment



Partner
Presentations



Senate Bill 1882, signed in 2017, provides benefits for districts to contract with education partners to promote innovation and improve student outcomes.

- District authorizes an independent in-district school through a careful authorizing process.
- Partner manages the school and is responsible for outcomes.
- Partner has autonomy over personnel, curriculum, calendar, assessments, and budget.
- District holds partner accountable through a performance contract.



The STEM Academy at UTPB

- Grades K-12
- Authorized
March 29, 2022
- Began operation in
Fall 2022

Performance Review
Fall 2023



Odessa Family YMCA Learning Center

- Grade PK3
- Authorized
March 23, 2021
- Began operation in
Fall 2021

Performance Reviews
Fall 2022 & 2023



Performance Review Cycle per ELA(LOCAL):

1. Approve rigorous performance contracts for all in-district charter schools
2. Annually monitor and publish school results at public meeting of Board
3. In final year of contract term, review performance agreements at public meeting of Board to determine renewal or non-renewal

Domains	Metrics
1. Academic Excellence	<ul style="list-style-type: none">• STAAR Overall Rating• STAAR Progress and Closing the Gaps Scores• MAP Achievement and Growth Scores• CIRCLE Progress Monitoring (PK3)
2. Financial Health	<ul style="list-style-type: none">• Annual Financial Audit• Fiscal Management



**STEM Academy
at UTPB**

Shannon Davidson
Executive Director



**Odessa Family YMCA
Learning Center**

Crissy Medina
CEO/President

Sandy Canava
Principal

UTPB – STEM Academy



Assessing Performance – STEM Academy



		2023-24 Goal	2023-24	Goal Met
TEA State Accountability Ratings	Performance Measure #1:			
	Overall Scaled Score	≥83	Meet or Exceed 92	Yes
	Performance Measure #2:			
	Student Achievement Domain	≥84	Meet or Exceed 91	Yes
	Performance Measure #3:			
	Closing the Gaps Domain	≥82%	Meet or Exceed 93	Yes
Source: OnData Suite 09/24				

Assessing Performance – STEM Academy

		2023-24 Goal	2023-24 Actual	Goal Met
K-1st NWEA Achievement Data	Performance Measure #4: Percent of students at or above national EOY RIT			
	Reading RIT score	≥43%	58%	Yes
	Performance Measure #5: Percent of students at or above national EOY RIT			
	Math RIT score	≥43%	68%	Yes

Source: NWEA MAP RIT Report 09/24

Assessing Performance – STEM Academy



		2023-24 Goal	2023-24 Actual	Met Goal
STAAR Achievement	Performance Measure #6: % of students at meets standard or above			
	ELA/Reading	≥54%	87% Approaches 62% Meets	Yes
	Performance Measure #7: % of students at meets standard or above			
	Math	≥43%	74% Approaches 47% Meets	Yes

Source: OnData Suite 09/24




Assessing Performance – STEM Academy



		2023-24 Goal	2023-24 Results	Met Goal
2nd - 8th Grade NWEA Growth (Actual)	Performance Measure #8: % of students meeting projected growth			
	Reading Growth	≥60%	41%	no
	Performance Measure #9: % of students meeting projected growth			
	Math Growth	≥60%	45%	no
CCMR Ready Graduates (Preliminary)	Performance Measure #10:			
	CCMR Scaled Score	≥83%	98%	yes

Source: NWEA MAP Student Growth Summary Report Spring 23 - Spring 2024, OnData Suite & Economic Mobility System Dashboard as of 09/24

Assessing Performance – STEM Academy

Performance Measure #1	2022-23 Unqualified Audit	Completed
Performance Measure #2	Unrestricted Days Cash	
	Days cash \geq 60	
Performance Measure #3	Cash Flow	
	Year 2 Total Cash minus Year 1 Total Cash \geq 0	
Performance Measure #4	Current Financial Statements	
	All statements reflect positive net asset amount	



Bright Spots from 2023-24:

- Academic Achievement:
 - All 5 STAAR EOC at or above 90% passing
 - Grades 6-8 ELAR STAAR 15% increase
- Dual Credit Success-
 - 96% passing rate
 - 579 courses
- New Student Application over 1300
- Gifted and Talented Services



Key Opportunities for Growth:

- Strengthen math instruction in grades 3-8
- Graduate 10 Seniors with an Associates Degree or 60+ credit hours in 2025
- 30% of students meet TSIA score criteria in ELA/Reading by the end of 9th Grade
- 30% of students meet TSIA score or STAAR EOC criteria in mathematics by the end of 11th grade
- 80% of students will earn an ELA or MATH college credit by the end of 12th grade

2024-25 Priorities and Goals



1. Strengthen Project-Based Learning Across All Grade Levels:

Ensure that project-based learning (PBL) is integrated into the curriculum at every grade level, providing students with hands-on, inquiry-based experiences that foster critical thinking, problem-solving, and collaboration.

2. Field Based Learning Experiences/Opportunities for Students:

Collaborate with local industry partners, community organizations, and UTPB to provide students with hands-on experiences, mentorship, and internships in STEM fields. These partnerships will offer real-world applications of STEM concepts, preparing students for both college and career readiness in STEM fields with meaningful and relevant learning experiences.

3. Ensure College Readiness through Dual Credit Achievement:

Increase college readiness by ensuring that at least 80% of students will achieve College, Career, and Military Readiness (CCMR) through successful completion of dual credit ELAR or Math courses. This will be accomplished by providing targeted academic support and resources to help students excel in these dual credit opportunities.

Odessa Family YMCA Learning Center



Assessing Performance – YMCA

		2023-24 Goal	2023-24 Actual	Goal Met
Academic Performance Measures	Performance Measure #1:			
	CLI Phonological Awareness	≥54%	87%	yes
	Performance Measure #2:			
	CLI Mathematics	≥54%	87%	yes

Source: CLI Data 9/2024

Assessing Performance – YMCA

Performance Measure #1	Unqualified Audit	
Performance Measure #2	Current Ratio	24.88
	Assets divided by Liabilities \geq 1.0	
Performance Measure #3	Unrestricted Days Cash	62.81
	Days cash \geq 60	
Performance Measure #4	Cash Flow	\$37,129
	Year 2 Total Cash minus Year 1 Total Cash \geq 0	
Performance Measure #5	Current Financial Statements	
	All statements reflect positive net asset amount	



Bright Spots from 2023-24:

- Doubled bilingual classrooms
- CLI Score increase of 18% v. previous year
- Social/Emotional growth through conscious discipline training from BOY/EOY



Key Opportunities for Growth:

- Promote partnership successes throughout communities/state
- Create more family involvement/family connectedness opportunities
- Provide support for special needs children collaboratively



2024-25 Priorities and Goals
1. Expansion of program through new build / capital campaign
2. Increase after/before school care services for families
3. Focus on staff retention/growth/training opportunities
4. Combine efforts to align regulations through state agencies (TEA, Childcare licensing, etc.)



THANK YOU!

