



Agenda IV.A.4
April 24, 2025

To: Board of Education
Dr. Theresa Battle, Superintendent

From: Tyler Dehne, Director of Finance

Date: April 11, 2025

Re: Budget Analysis for the Month Ending February 28, 2025

Recommendation: That the Board accepts the Budget Analysis for the month ending February 28, 2025.

The February Budget Reports are presented for Board information and review. The reports indicate the following:

	<u>Year-to-Date Revenue</u>	<u>% of Adopted Budget</u>	<u>Year-to-Date Expenditures</u>	<u>% of Adopted Budget</u>
All Funds	\$ 111,229,079	51.14%	\$ 128,683,130	59.61%
General Fund	\$ 78,601,059	48.52%	\$ 89,828,083	56.33%

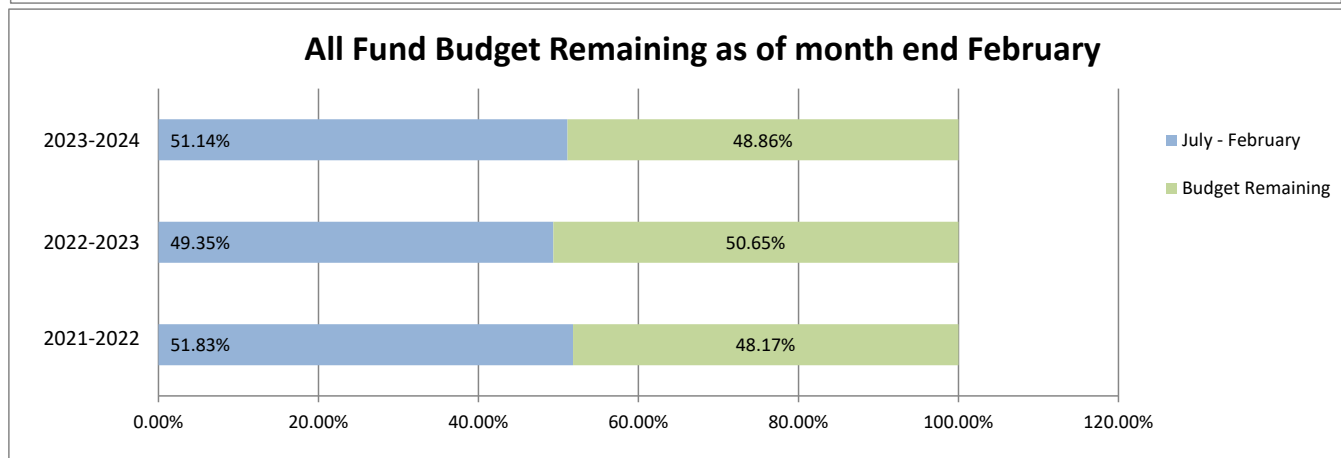
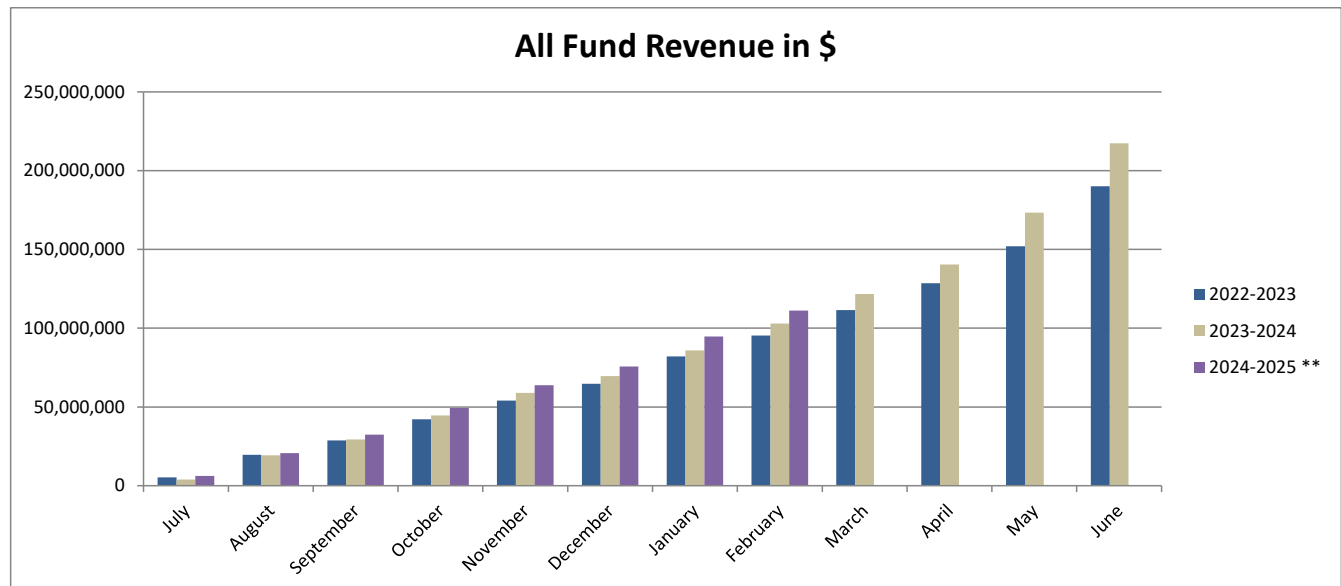
To assist the Board in monitoring monthly financial activity and to help identify budget-to-actual deviations, the following graphs have been developed for all funds and the general fund:

Revenues Year-to-Date for Last two years and Current year
Expenditures Year-to-Date for Last two years and Current year

All of the reports and graphs show last year's actual figures, this year's budget and this year's activity to date. Additional detail is available upon request.

**REVENUE COMPARISON
ALL FUNDS**

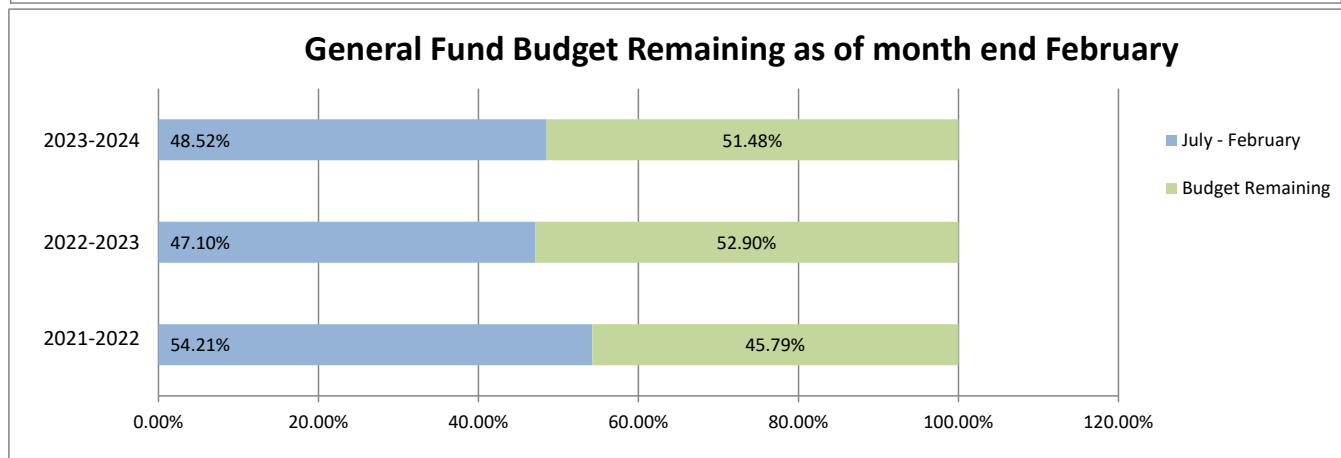
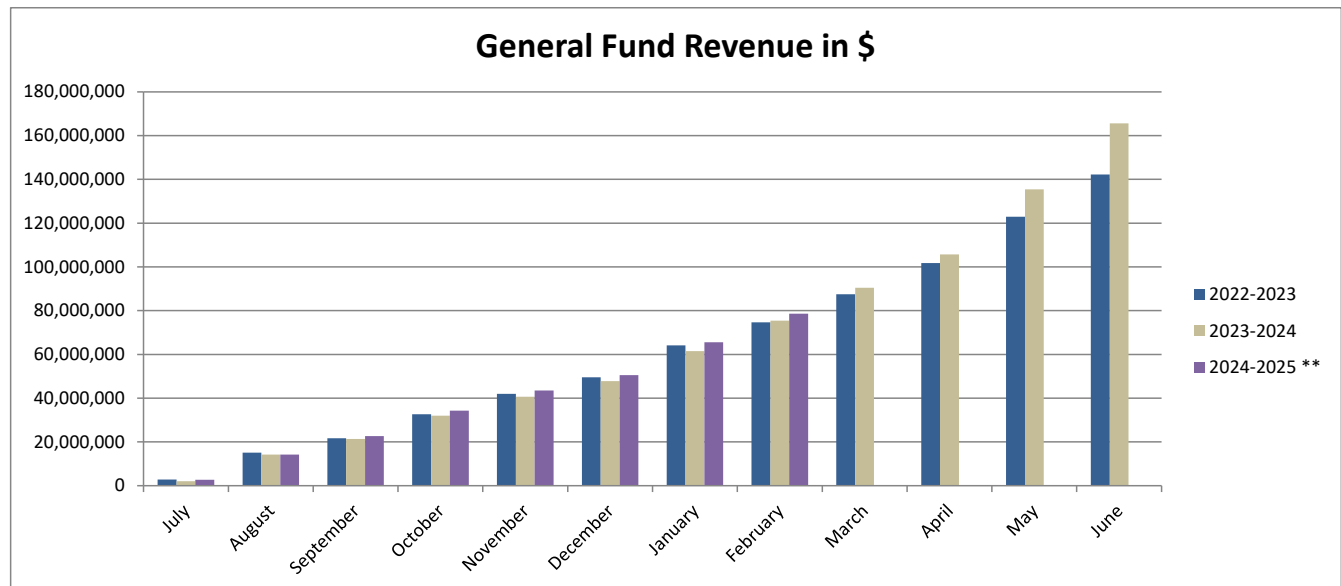
	2022-2023		2023-2024		2024-2025 **	
	\$	%	\$	%	\$	%
July	5,211,222	2.83%	3,923,767	1.88%	6,225,705	2.86%
August	19,546,851	10.63%	19,367,531	9.29%	20,740,144	9.53%
September	28,812,784	15.67%	29,426,322	14.11%	32,399,332	14.89%
October	42,091,259	22.89%	44,587,953	21.38%	49,364,366	22.69%
November	54,008,523	29.37%	58,912,738	28.25%	63,757,139	29.31%
December	64,648,180	35.15%	69,535,132	33.34%	75,701,192	34.80%
January	82,067,715	44.62%	85,949,535	41.22%	94,669,296	43.52%
February	95,325,754	51.83%	102,919,054	49.35%	111,229,079	51.14%
March	111,508,111	60.63%	121,657,811	58.34%	0	0.00%
April	128,551,918	69.90%	140,495,577	67.37%	0	0.00%
May	152,059,166	82.68%	173,364,073	83.13%	0	0.00%
June	190,043,786	103.33%	217,399,399	104.26%	0	0.00%
BUDGET	183,913,084	100.00%	208,539,165	100.00%	217,519,765	100.00%



** The year to year comparison will vary due to the timing of the reversal of prior year accruals and based on timing of financial activity, monthly figures are subject to change

**REVENUE COMPARISON
GENERAL FUND**

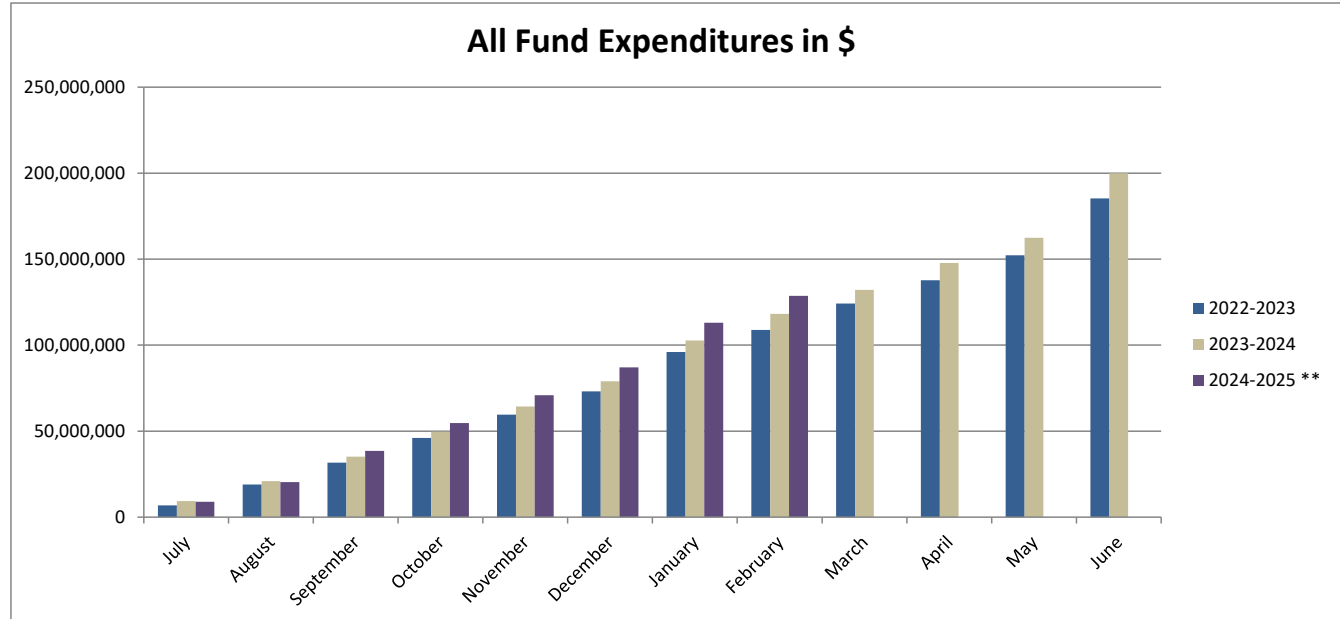
	2022-2023		2023-2024		2024-2025 **	
	\$	%	\$	%	\$	%
July	2,782,571	2.02%	2,054,035	1.28%	2,730,267	1.69%
August	15,069,992	10.94%	14,217,775	8.88%	14,246,069	8.79%
September	21,696,447	15.75%	21,337,010	13.32%	22,663,634	13.99%
October	32,616,003	23.68%	31,945,444	19.94%	34,311,930	21.18%
November	42,025,977	30.51%	40,706,009	25.41%	43,485,919	26.85%
December	49,535,706	35.96%	47,800,679	29.84%	50,561,608	31.21%
January	64,158,526	46.57%	61,461,736	38.37%	65,590,521	40.49%
February	74,679,348	54.21%	75,447,748	47.10%	78,601,059	48.52%
March	87,518,465	63.53%	90,432,887	56.45%	0	0.00%
April	101,791,548	73.89%	105,750,808	66.02%	0	0.00%
May	122,924,136	89.23%	135,431,731	84.55%	0	0.00%
June	142,274,703	103.28%	165,587,981	104.32%	0	0.00%
BUDGET	137,755,710	100.00%	160,186,251	100.00%	161,980,777	100.00%



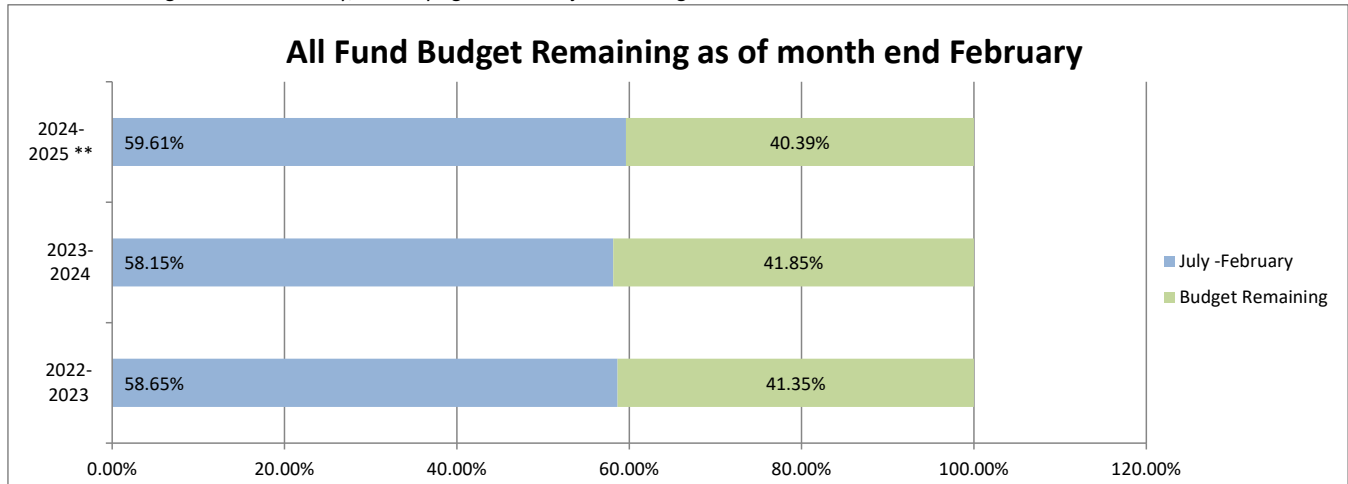
** The year to year comparison will vary due to the timing of the reversal of prior year accruals and based on timing of financial activity, monthly figures are subject to change

**EXPENDITURE COMPARISON
ALL FUNDS**

	2022-2023		2023-2024		2024-2025 **	
	\$	%	\$	%	\$	%
July	6,846,145	3.69%	9,311,625	4.58%	8,925,532	4.13%
August	18,979,577	10.22%	20,942,388	10.30%	20,436,074	9.47%
September	31,646,042	17.05%	35,122,008	17.27%	38,557,636	17.86%
October	46,123,533	24.85%	49,720,835	24.45%	54,696,951	25.34%
November	59,574,576	32.09%	64,276,579	31.61%	70,880,340	32.84%
December	73,187,172	39.43%	78,945,654	38.82%	87,062,371	40.33%
January	96,054,702	51.75%	102,672,354	50.49%	112,978,978	52.34%
February	108,872,180	58.65%	118,252,837	58.15%	128,683,130	59.61%
March	124,261,557	66.94%	132,146,998	64.98%	0	0.00%
April	137,800,461	74.24%	147,830,013	72.69%	0	0.00%
May	152,188,528	81.99%	162,388,218	79.85%	0	0.00%
June	185,336,975	99.85%	200,012,729	97.47%	0	0.00%
BUDGET	185,621,470	100.00%	203,361,619	100.00%	215,865,457	100.00%

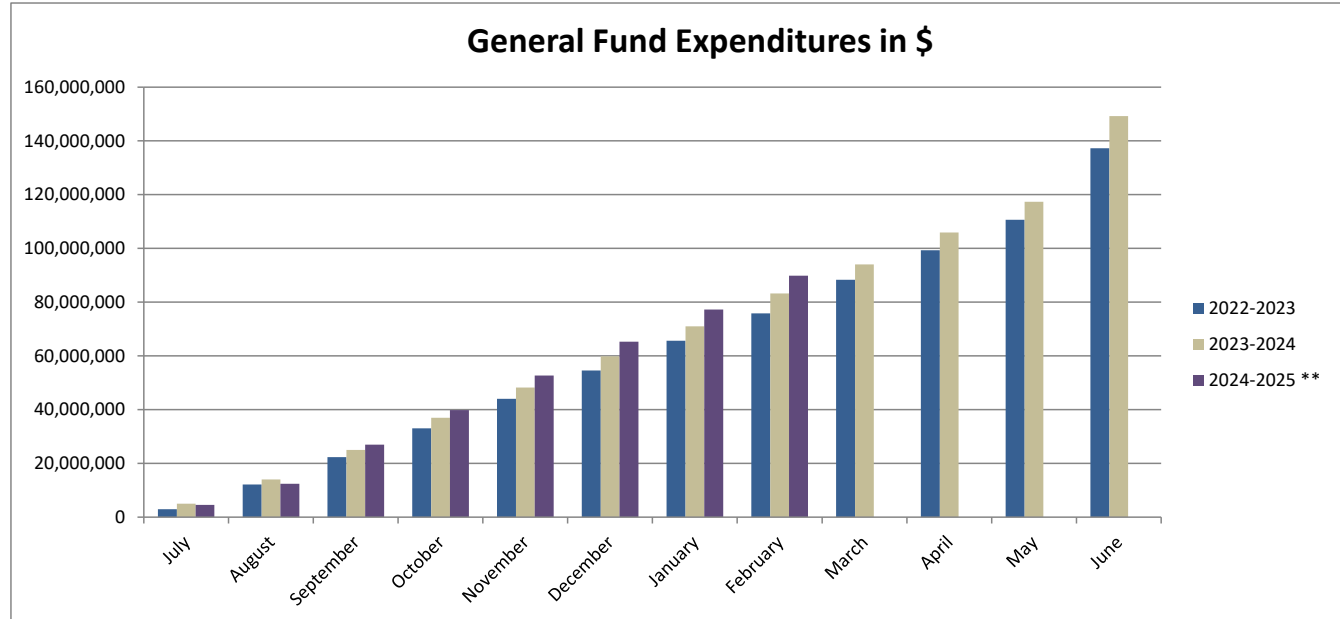


**based on timing of financial activity, monthly figures are subject to change



EXPENDITURE COMPARISON GENERAL FUND

	2022-2023		2023-2024		2024-2025 **	
	\$	%	\$	%	\$	%
July	2,991,235	2.17%	5,034,065	3.28%	4,587,428	2.88%
August	12,150,968	8.82%	14,041,027	9.14%	12,396,981	7.77%
September	22,316,375	16.19%	24,985,208	16.27%	26,951,894	16.90%
October	33,077,014	24.00%	36,953,232	24.06%	39,837,090	24.98%
November	44,001,209	31.93%	48,220,445	31.40%	52,681,856	33.04%
December	54,594,640	39.62%	59,804,086	38.94%	65,257,054	40.92%
January	65,687,324	47.67%	70,996,511	46.23%	77,227,031	48.43%
February	75,861,166	55.05%	83,195,216	54.17%	89,828,083	56.33%
March	88,349,602	64.11%	94,048,702	61.24%	0	0.00%
April	99,274,558	72.04%	105,915,624	68.96%	0	0.00%
May	110,663,496	80.31%	117,328,149	76.39%	0	0.00%
June	137,313,387	99.64%	149,279,289	96.75%	0	0.00%
BUDGET	137,803,486	100.00%	153,581,253	100.00%	159,461,338	100.00%



**based on timing of financial activity, monthly figures are subject to change

