



UNITED INDEPENDENT SCHOOL DISTRICT INFORMATIONAL ITEM

TOPIC: 2020-2021 STAAR and EOC Results; House Bill 4545 Information; and the 21-22 STAAR Assessment Preliminary Calendar

SUBMITTED BY: Emma Leza, Associate Superintendent for C&I, Campus Executive Directors, and Student Assessment Director

APPROVED FOR TRANSMITTAL TO SCHOOL BOARD: _____

DATE ASSIGNED FOR BOARD CONSIDERATION: July 21, 2021

INFORMATIONAL REPORT:


District, Region One and State STAAR Results for grades 3-5, 6-8, and End of Course.

Information on House Bill 4545 and instructional implications.

21-22 Preliminary Assessment Calendar for Online STAAR Assessments.



20-21 STAAR Results




Instructional Implications

- Based on yearly summaries, 92% of students participated in Remote Instruction via synchronous and asynchronous methods of learning.
- UISD students participating in face-to-face instruction, were also receiving synchronous instruction via their mobile learning devices.
- The majority of all 3rd - 8th grade students took STAAR assessments online (only about 5 students took a paper test). EOC was based on student choice.
- Over 85% of UISD students took the STAAR assessments this year.
- Over 90% of UISD students took the STAAR EOC assessments this year.



*State results are not differentiated by on-campus and remote instruction. As of October 2020, over 32% (on-average) of students were on-campus for instruction at the state level.



Elementary Results

READING	Number Tested	Percent Approaches	Percent Meets	Percent Masters
UISD	7,351	61%	32%	16%
Region	63,185	59%	30%	15%
*State	1,023,263	67%	39%	22%

MATH	Number Tested	Percent Approaches	Percent Meets	Percent Masters
UISD	7,332	51%	22%	10%
Region	63,552	47%	21%	10%
*State	1,022,759	62%	35%	20%



Elementary Results

WRITING	Number Tested	Percent Approaches	Percent Meets	Percent Masters
UISD	2,543	50%	24%	7%
Region	20,762	43%	19%	4%
*State	337,754	52%	26%	8%

SCIENCE	Number Tested	Percent Approaches	Percent Meets	Percent Masters
UISD	2,506	49%	18%	6%
Region	20,655	47%	17%	5%
*State	344,863	60%	29%	12%



Middle School Results

READING	Number Tested	Percent Approaches	Percent Meets	Percent Masters
UISD	8,663	65%	36%	16%
Region	63,493	61%	32%	14%
*State	1,033,569	67%	40%	20%

MATH	Number Tested	Percent Approaches	Percent Meets	Percent Masters
UISD	7,690	53%	21%	6%
Region	56,794	46%	18%	5%
*State	933,092	60%	32%	12%

WRITING	Number Tested	Percent Approaches	Percent Meets	Percent Masters
UISD	2,960	58%	27%	6%
Region	22,706	54%	23%	5%
*State	347,648	61%	31%	9%

Middle School Results

SCIENCE	Number Tested	Percent Approaches	Percent Meets	Percent Masters
UISD	2,914	68%	39%	18%
Region	18,003	55%	29%	13%
*State	338,224	67%	42%	23%


SOCIAL STUDIES	Number Tested	Percent Approaches	Percent Meets	Percent Masters
UISD	2,866	50%	18%	8%
Region	20,168	42%	15%	6%
*State	338,473	56%	27%	13%



High School Results

BIOLOGY	Number Tested	Percent Approaches	Percent Meets	Percent Masters
UISD	3,237	82%	48%	14%
Region	29,221	76%	43%	13%
*State	397,165	82%	55%	22%

US HISTORY	Number Tested	Percent Approaches	Percent Meets	Percent Masters
UISD	3,155	86%	59%	26%
Region	27,186	84%	58%	29%
*State	363,502	88%	69%	42%



High School Results

ENGLISH I & II	Number Tested	Percent Approaches	Percent Meets	Percent Masters
UISD	6,405	73%	57%	11%
Region	57,542	68%	52%	9%
*State	778,238	71%	57%	12%

ALGEBRA I	Number Tested	Percent Approaches	Percent Meets	Percent Masters
UISD	3,142	74%	41%	22%
Region	28,798	63%	28%	14%
*State	397,689	73%	41%	23%

Algebra I includes HS and HS results for UISD, Region One and the State.

BLACK

COLORS

HOUSE BILL 4545

- Requires 30 hours of interventions for students not meeting standard or not meeting STAAR (3rd, 5th & 8th) taking STAAR
- Requires a 3:1 student-teacher ratio
- Requires an Accelerated Instructional Plan (AIP) for each student.
- Removes 5th & 8th automatic retention and re-testing.

State Assessment Resources

1. UISD requested support from TEA for a Beginning of Year (BOY) Assessment to measure all students in grades 3 - 8.
2. TEA just announced the creation of a BOY assessment and we will be administering in September.
3. Individual student AIPs will be updated with BOY information for all teachers to use.
4. UISD will continue with online testing for the majority of students.

COLORS

BLACK

21-22 STAAR TESTING



TEAFAO's

UISD

2022 STAAR ONLINE

Testing Dates for Schools



May 7 (Tues)	May 8 (Wed)	May 9 (Thurs)	Apr 5 (Tues)	Apr 6 (Wed)	Apr 7 (Thurs)	May 3 (Tues)	May 4 (Wed)	May 5 (Thurs)	May 6 (Fri)	May 10 (Tues)	May 11 (Wed)	May 12 (Thurs)	May 16 (Mon)	May 17 (Tues)	May 18 (Wed)	May 19 (Thurs)	
English I	Alg I & US Hist	English II & Biology	English I		English II	Alg I & US Hist	Biology										
													3rd grade Reading				3rd grade Math
												4th grade Reading					4th grade Math
										5th grade Science	5th grade Reading			5th grade Math			
										6th grade Reading				6th grade Math			
											7th grade Reading				7th grade Math		
						Alg I		8th grade Science	8th grade Soc Stu			8th grade Reading					8th grade Math

Subject to change pending state calendar updates

As of 06/30/2021

