



Educational Excellence is our Foremost Goal

**World's Best Workforce
Annual Report
2022-23 Academic Year**

Delano Advisory Council
October 30, 2023

School Board Presentation
November 27, 2023



World's Best Workforce

MN Statute 120B.11, adopted in 2013, requires that all Minnesota School Districts develop and implement a “process for reviewing curriculum, instruction and student achievement; striving for the world’s best workforce.”

2022-23 World's Best Workforce Goals

Each district developed plan must address these five goals:

1. Kindergarten readiness
2. Grade-level literacy by end of 3rd grade
3. Closing achievement gaps
4. College and career readiness
5. 100% graduation rate





Goal 1: All Students Ready for Kindergarten

Measure 1

The Delano School district will screen 100% of students entering Kindergarten prior to age 5.

73.7% of students were screened prior to age 5.
100% of students were screened prior to entering Kindergarten.

Measure 2

The percentage of students who were enrolled in our DPS Pre-School scoring in the Low Risk level on the eReading assessment will increase from 87% in 2022 to 90% 2023.

84.8% of Fall 2023 Kindergartners who attend DPS pre-school scored in Low Risk level on Fall 2023 eReading assessment *n*=66

Measure 3

The percentage of ALL Kindergarten students scoring in the LowRisk achievement level on the eReading English FALL benchmark assessment will increase from 66% in 2022 to 70% 2023

81.7 % of ALL Kindergarten students scored in the LowRisk achievement level on the eReading Fall benchmark assessment. *n*=169

Measure 2

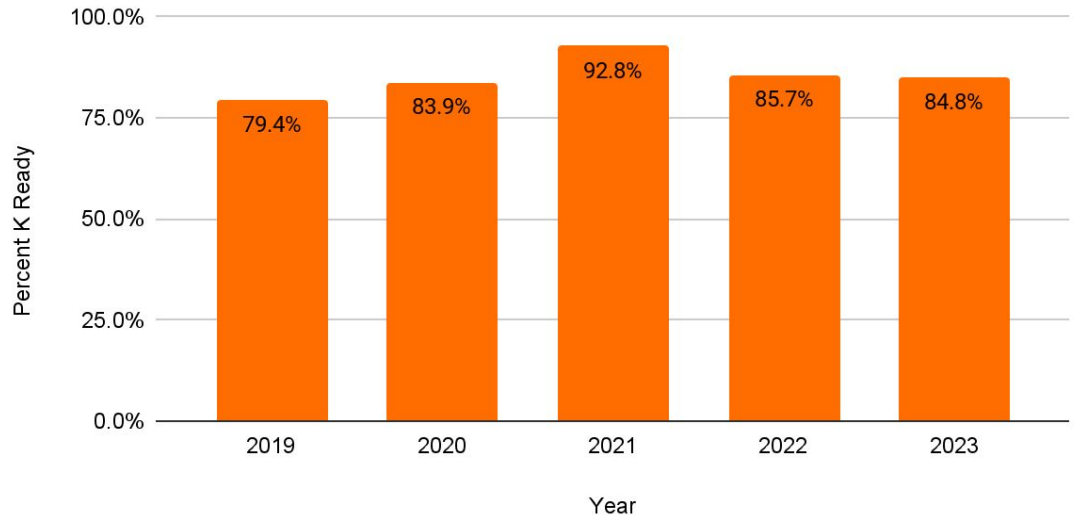
The percentage of students who were enrolled in our DPS Pre-School scoring in the Low Risk level on the eReading assessment will increase from 87% in 2022 to 90% 2023.

Data Analysis

84.8% of students entering Kindergarten who participated in the Delano Public Schools preschool program scored in the Low Risk achievement level on the eReading benchmark assessment.

66/169 DES Kindergarten students participated in DPS preschool.

Percentage of PK enrolled achieving K Readiness Reading Benchmarks



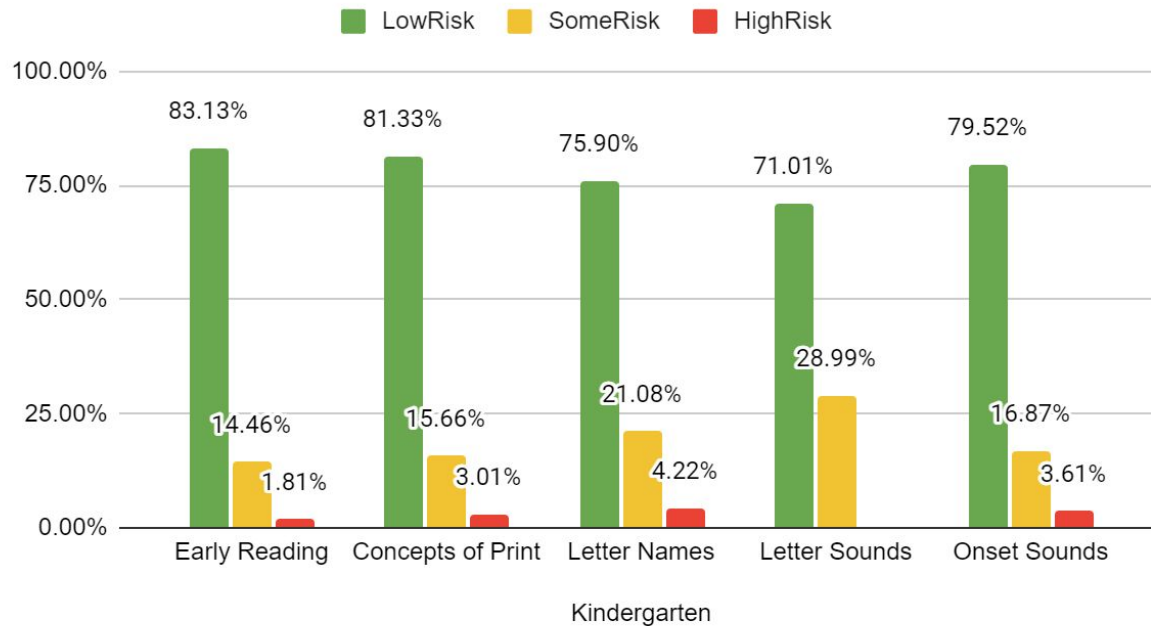
Measure 3

The percentage of ALL Kindergarten students scoring in the Low Risk achievement level on eReading assessment will increase from 66% in 2022 to 70% 2023

Data Analysis

83% of Kindergarten students scored in the LowRisk benchmark on the Fall eReading assessment.

Kiindergarten eReading & Subtest Risk Level





Looking Ahead 2023-24 World's Best Workforce Goals

Kindergarten readiness

The Delano School district will screen 100% of students entering Kindergarten prior to the first day of Kindergarten attendance.

The percentage of students who were enrolled in our DPS Pre-School scoring in the Low Risk level on the eReading assessment will increase from 84.8% in 2023 to 87% 2024.



Actions with Impact

- ★ Implementation of MTSS with Tier 1 focus in 2023-24.
- ★ TS Gold Professional Development
- ★ Collaborative TS Gold lesson planning



Goal 2: All Students in 3rd Grade Achieving Grade-level Literacy

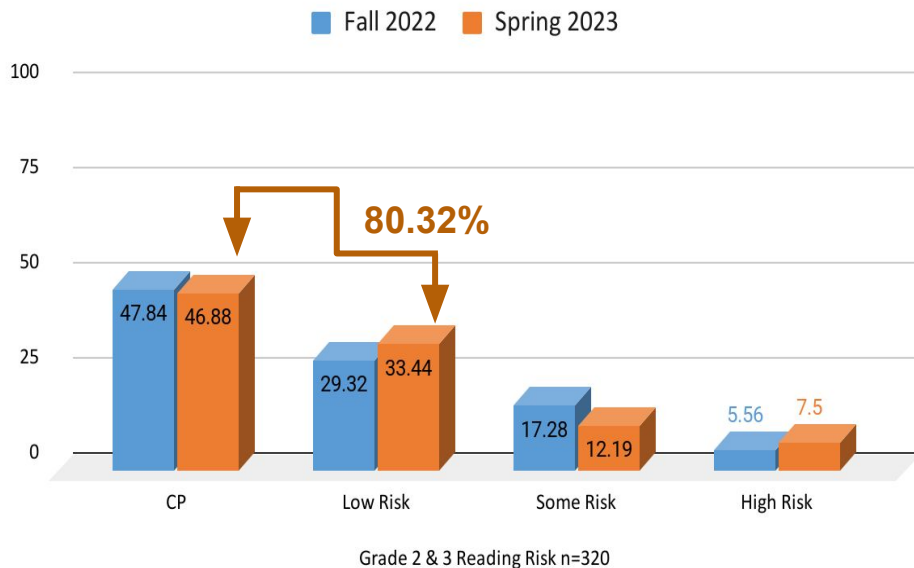
We will increase the percentage of 2nd & 3rd grade students earning a CP (College Pathway) or LR (Low Risk) on the FASTBridge aReading from 77% in the Fall 2022 to 82% in the Spring 2023.

80.32% of students in grades 2 & 3 who completed the aReading Spring assessments met College Pathway or Low Risk reading benchmarks.

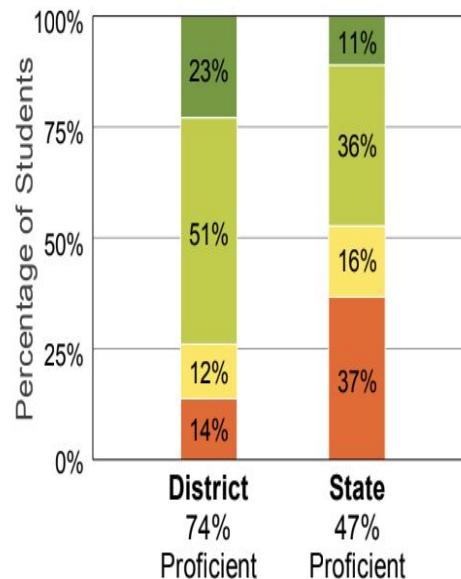
86.4% of 3rd graders achieved CP or Low Risk on the Spring aReading Assessment.

Goal 2: All Students in 3rd Grade Achieving Grade-level Literacy

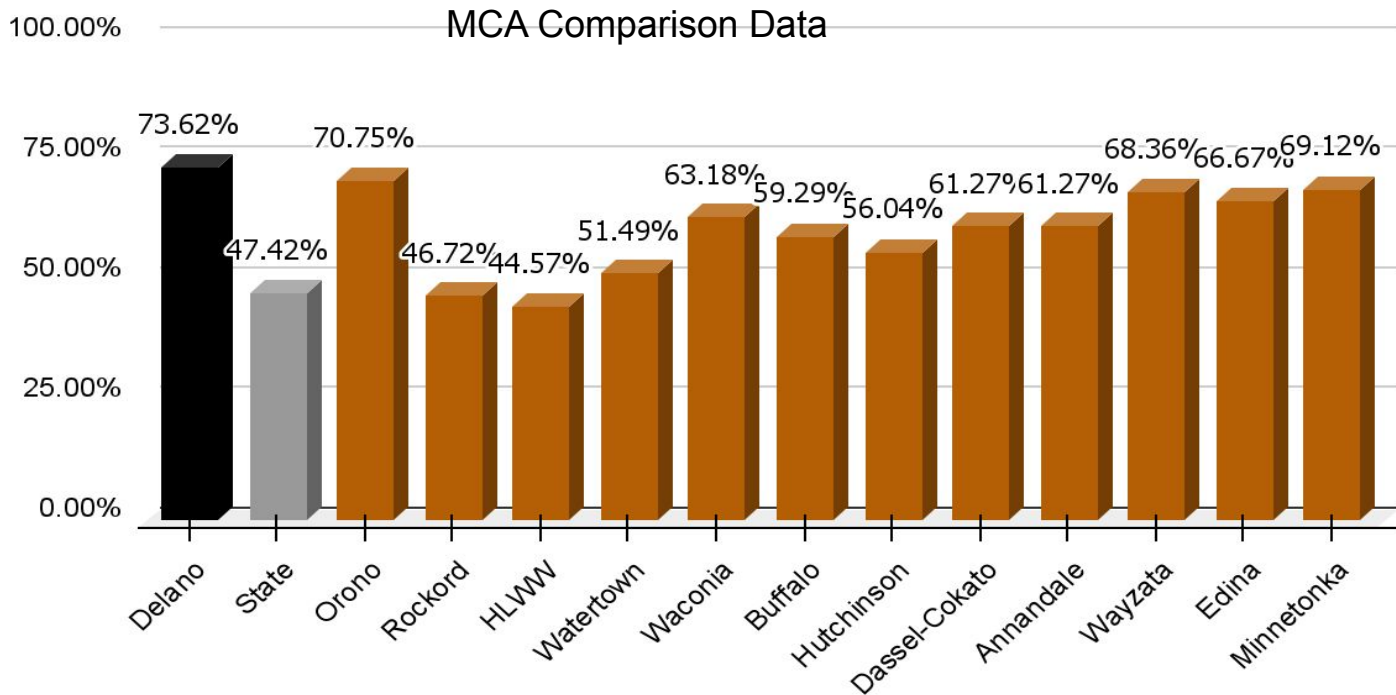
Fall 2022 to Spring 2023 aReading Risk Levels



2023 District MCA Benchmark Performance Report



Any segments on the bar graphs without a value have a percentage of 6 or less.



Grade 3 Reading proficiency Comparisons

Looking Ahead

2023-24 World's Best Workforce Goals

Grade Level Literacy
(2023 READ Act Legislation)

All Students Read at Grade Level





Actions with Impact

- ★ Implementation of MTSS with Tier 1 focus in 2023-24.
- ★ Professional learning on interpretation and use of screening data to identify improvements in Tier 1 instruction.
- ★ Science of Reading Professional Development
- ★ PRESS training

Goal 3: Closing the Achievement Gap among all groups

GOAL

The District will decrease the proficiency achievement gap between students in SPED and students not in SPED while increasing the proficiency of all groups on ALL MCA Assessments.

The MCA Reading proficiency gap increased from 35% in 2022 to 36.4% in 2023. The MCA Math Proficiency gap is decreased from 36.3% in 2022 to 34.7% in 2023.

Measure 1

The Reading MCA Proficiency Gap will decrease from 35% in 2022 to 30% in 2023

Reading proficiency decreased for students not receiving SPED Services by 2.7% and the proficiency gap between students receiving SPED services and students not received SPED services increased by 1.4%.

Measure 2

The Math MCA Proficiency Gap will decrease from 36.3% in 2022 to 31.3% in 2023

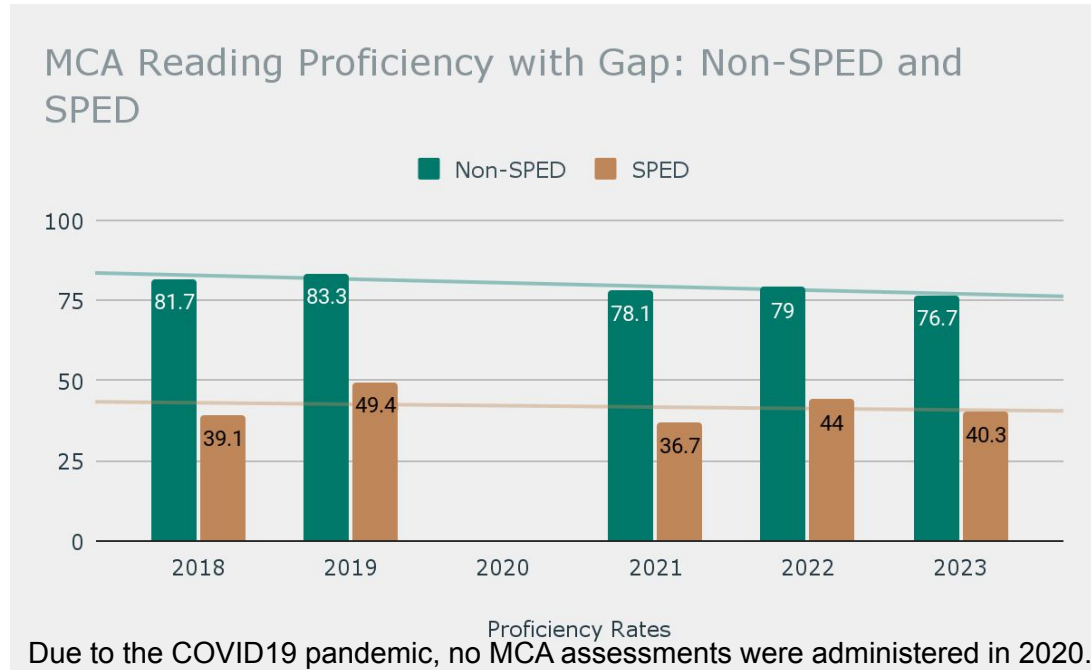
While the Proficiency gap decreased to 34.7%, proficiency rates for students not receiving services in SPED decreased by 1.6% while proficiency rates for students receiving services in SPED remained the same.

Goal 3: Closing the Achievement Gap among all groups

The District will decrease the proficiency achievement gap between students in SPED and students not in SPED while increasing the proficiency of all groups on ALL MCA Assessments.

Data Analysis

DPS targeted closing the reading achievement gap between our students receiving special education services and those not receiving services. Reading proficiency decreased for all students and the achievement gap increased by 1.4%.

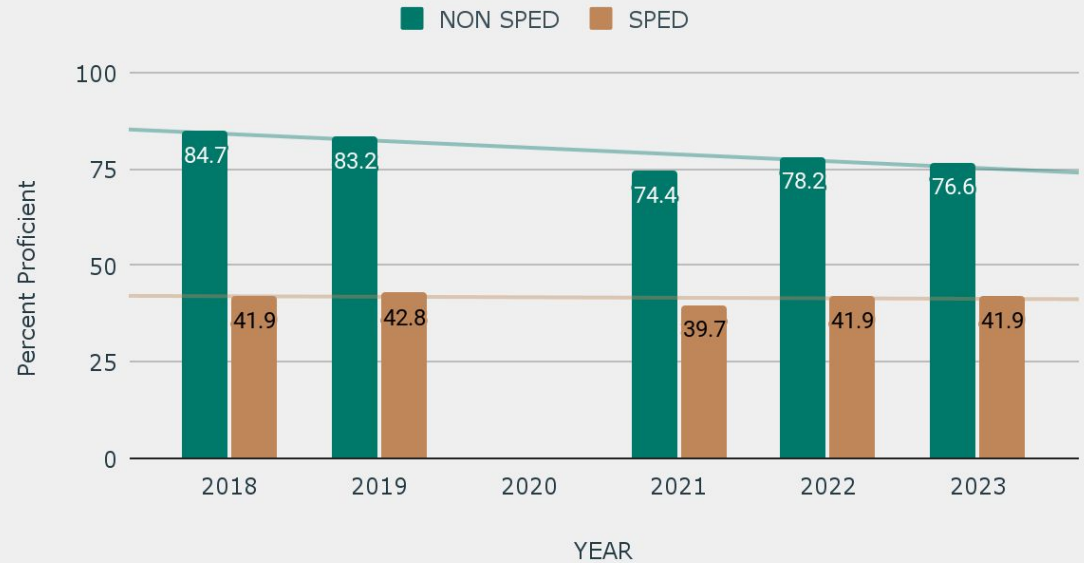


Math Proficiency

Data Analysis

Proficiency rates for students not receiving services in SPED decreased by 1.6% while students receiving services in SPED remained the same.

MCA Math Proficiency with Gap Non-SPED and SPED



Due to the COVID19 pandemic, no MCA assessments were administered in 2020.

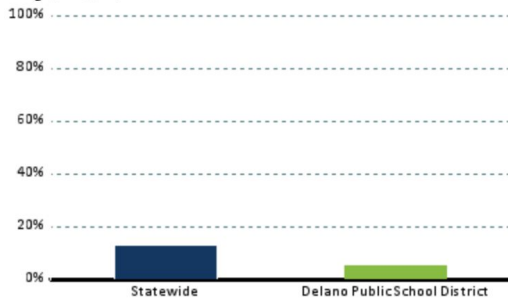
English Language Learners

Achievement Gap Data

Math Proficiency

Summary Proficiency

2023 Math All Accountability Tests Grade All Grades
All Students
English Learner

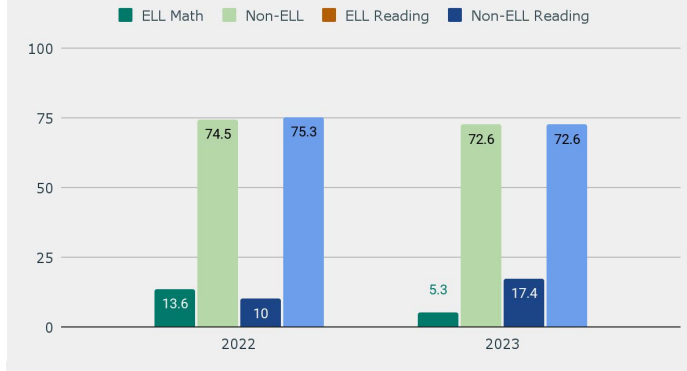


Proficiency Rates

Delano: 5.3%
State: 13%

n=19

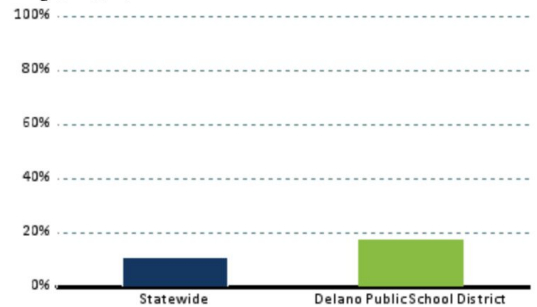
Proficiency Gap: English Language Learners and Non -ELL



Reading Proficiency

Summary Proficiency

2023 Reading All Accountability Tests Grade All Grades
All Students
English Learner



Proficiency Rates

Delano: 17.4%
State: 11.0%

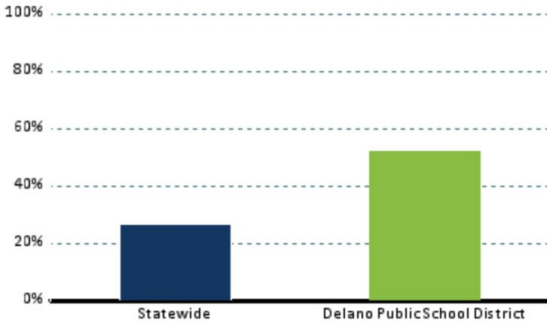
n=23

Students in Free Reduced Lunch Program

Achievement Gap Data

Math Proficiency

Summary Proficiency
 2023 Math All Accountability Tests Grade All Grades
 All Students
 Free/Reduced-Priced Meals

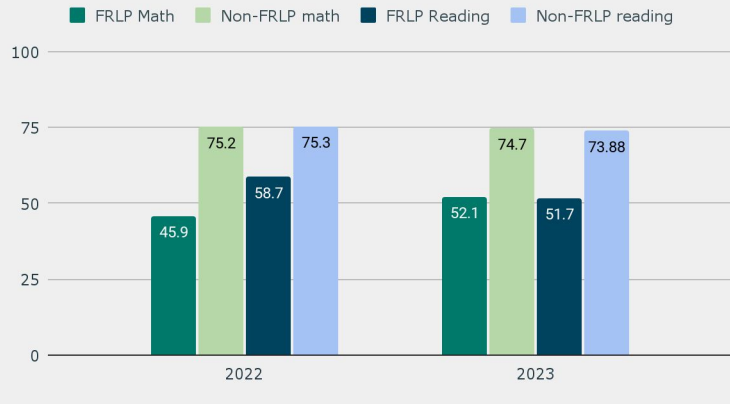


Proficiency Rates

Delano: 52.1
 State: 26.8

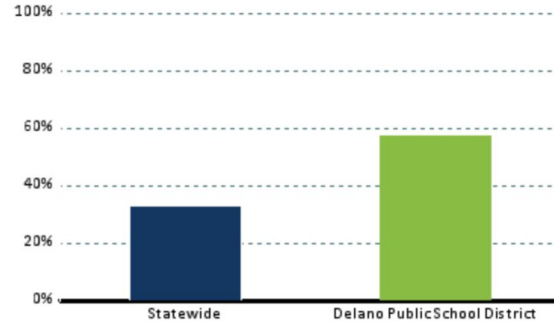
n=167

Proficiency Gap: FRLP and Non-FRLP



Reading Proficiency

Summary Proficiency
 2023 Reading All Accountability Tests Grade All Grades
 All Students
 Free/Reduced-Priced Meals



Proficiency Rates

Delano: 57.1%
 State: 33.3%

n=170



Looking Ahead

2023-24 World's Best Workforce Goals

Closing achievement gaps

In 2023-24, within each subgroup (ELL, SPED and FRLP), we will increase the number of students who meet or exceed proficiency by 5% or more as measured by the 2024 MCA Reading and the 2024 MCA Math Assessments.

In 2023-24, we will increase the percentage of ALL students who meet or exceed proficiency on the 2023 MCA Reading and MCA Math Assessments by 5%.



Actions with Impact

- ★ Implementation of MTSS with Tier 1 focus in 2023-24
- ★ Professional learning on interpretation and use of screening data
- ★ WIN Time
- ★ Science of Reading Professional Development
- ★ PRESS training
- ★ Focus on academic literacy through intensive vocabulary instruction

Goal 4: All Students Career and College Ready by Graduation

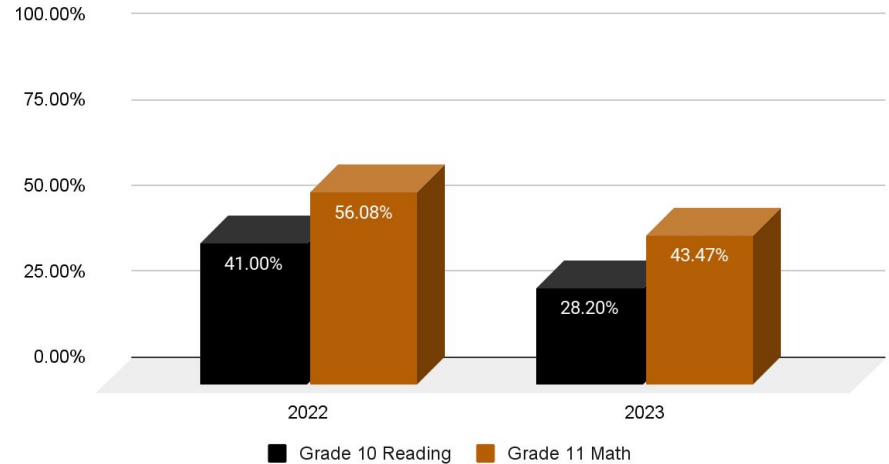
Data Analysis

A career and college readiness score indicates a student is on track to demonstrate career and college readiness in Reading or Math on a college admissions test at the end of Grade 11. CCR scores on MCA reading are 1058 or higher. CCR Scores on Math are 1152 or higher. Students and parents can view CCR scores on the Individual Student Reports available in Skyward.

28.2% of 10th graders taking the Reading MCA achieved CCR status.

43.% of 11th Graders taking the Math MCA achieved CCR Status.

Grade 10 Reading and Grade 11 Math Career & College Ready



Participation rates 2023: Grade 10: 90% Grade 11: 78%

Average Reading Score: 1047.9

Average Math Score: 1145.6

Additional College and Career Readiness Measures

1. ACT Results
2. Advanced Placement Testing
3. Concurrent Enrollment Courses

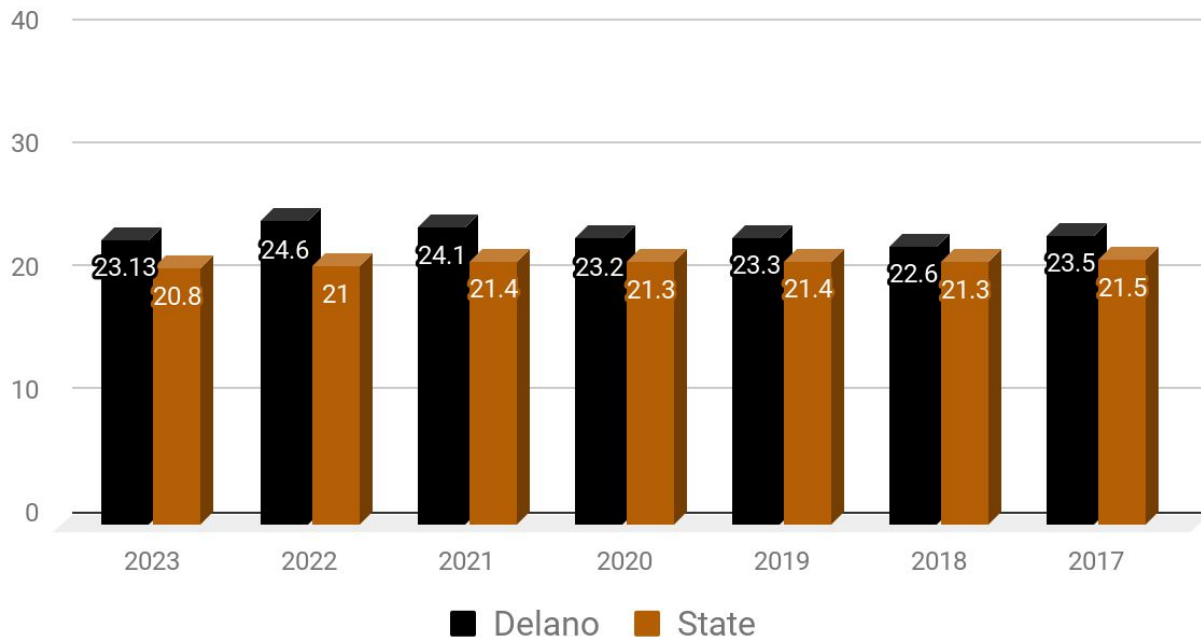




ACT Results 2023

170 students in the classes of 2023 and 2024 took the ACT one or more times.

Delano and State ACT Composite Averages



Advanced Placement Tests

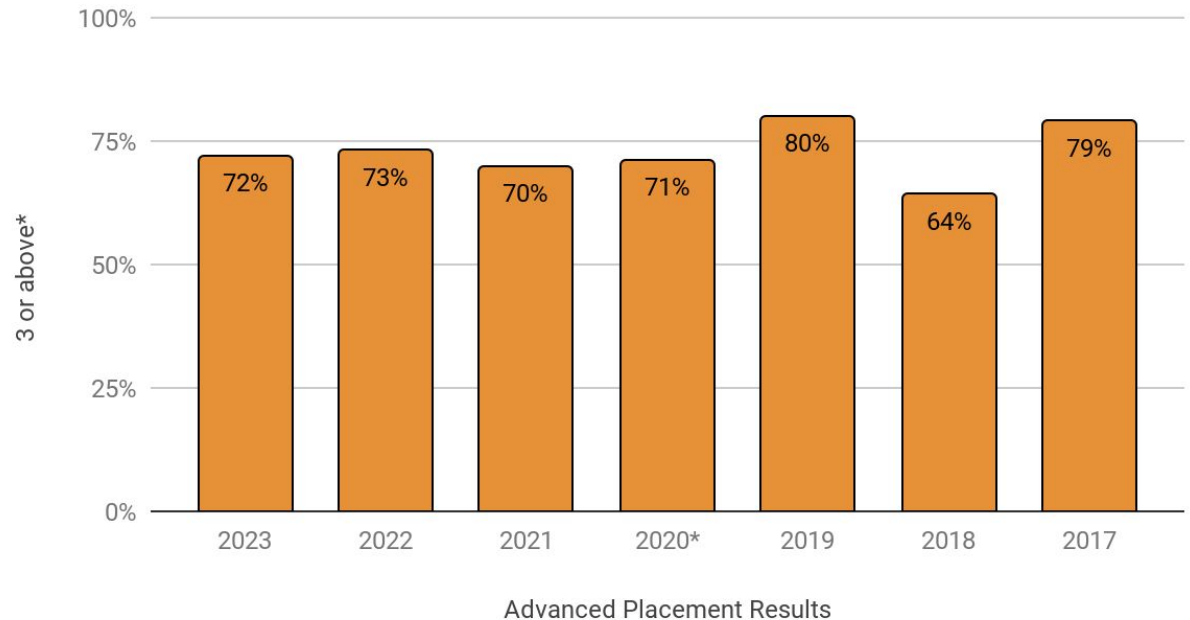
Data Analysis

In May of 2023 Delano High School administered 224 AP tests in 4 subjects to 190 students.

72% of those tests resulted in Delano students earning college credit with a score of 3 or more.

Tests administered in AP Government & Civics, AP Human Geography, AP US History and AP Biology

Percentage scoring 3 or Above



Concurrent Enrollment: College in the Schools (CIS)

Courses

- Spanish
- Writing Studio
- Modern Fiction
- Academic Writing
- Statistics
- Chemistry I Lecture & Lab
- Chemistry II Lecture & Lab
- Calculus I
- Calculus II
- Mobile Computer Science
- Psychology
- Economics

Affiliated Colleges and Universities

University of Minnesota
Southwest Minnesota State University
St. Cloud State University



Concurrent Enrollment: College in the Schools (CIS)

Enrollment

152 students in 2022-23 SY

- 301 enrollments in Class of 2023
- 96 enrollments in Class of 2024
- 2 enrollments in Class of 2025

401 enrollments over 10 courses offered

399 enrollments earned college credit
*required C or better

\$625,822 college cost savings for district families based on 2023-24 tuition rates



4 Courses
485 Credits
\$270,411



7 Courses
880 Credits
\$268,400



1 courses
255 Credits
\$87011



Looking Ahead

2023-24 World's Best Workforce Goals

Career and College Readiness

The District will increase the percent of students achieving CCR on the Reading MCA from 28.2 % in 2023 to **41% in 2024.**

The District will increase the percent of students achieving CCR on the Math MCA from 43.47% in 2023 to **56.08% in 2024.**



Actions with Impact

- ★ Implementation of MTSS with Tier 1 focus in 2023-24
- ★ Professional learning on interpretation and use of screening data
- ★ WIN Time
- ★ Focus on academic literacy through intensive vocabulary instruction



Goal 5

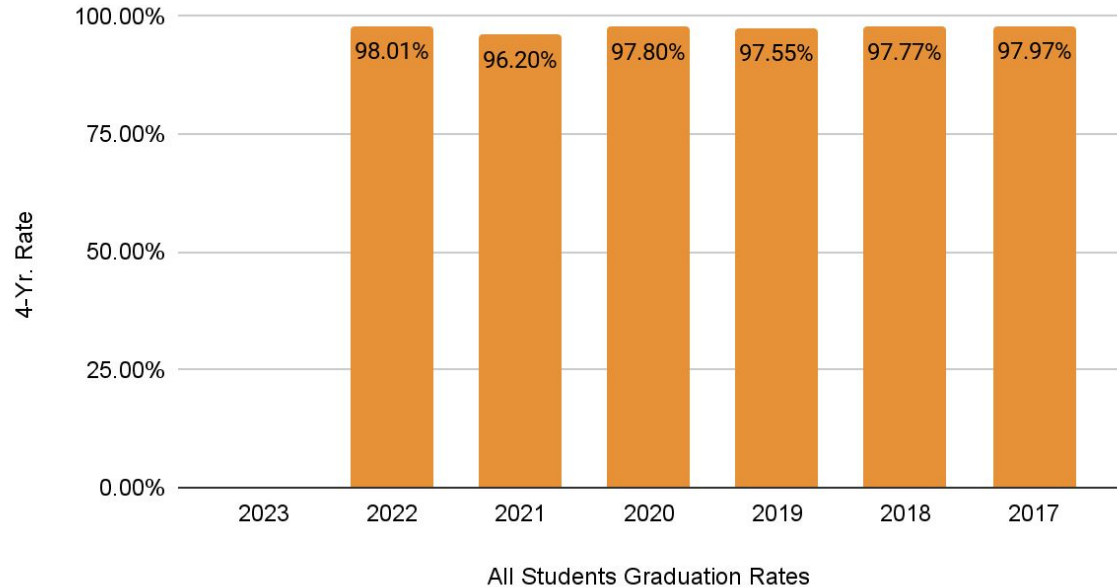
100% of Delano High School seniors will graduate on time.

Data Analysis

98% of Delano Students graduated on time.

Graduation rates at Delano are among the highest in the state with only 23 schools having a higher graduation rate. The State of MN 4-Year Graduation Rate is 83.55%

4-Yr. Rate Graduation Rates



Class of 2022 n=201

Data for the Class of 2023 will be available in February 2024.

Looking Ahead

2023-24 World's Best Workforce Goals

100% of Delano High School seniors will graduate on time.










Actions with Impact

- ★ Implementation of MTSS with Tier 1 focus in 2023-24
- ★ WIN Time
- ★ Focus on academic literacy through intensive vocabulary instruction
- ★ Advisory Time: Character Strong

WBWF Summary Goal Attainment

-  Kindergarten Readiness
-  Third Grade Literacy
-  Achievement Gap Reduction
-  College and Career Readiness
-  Graduation Rate Goal

