

February 2016

Derby Public Schools

# Performance Dashboard

---

## Derby Middle School

William Vitelli, Principal

*“People without information cannot act. People with information cannot help but act.”*

*Ken Blanchard*



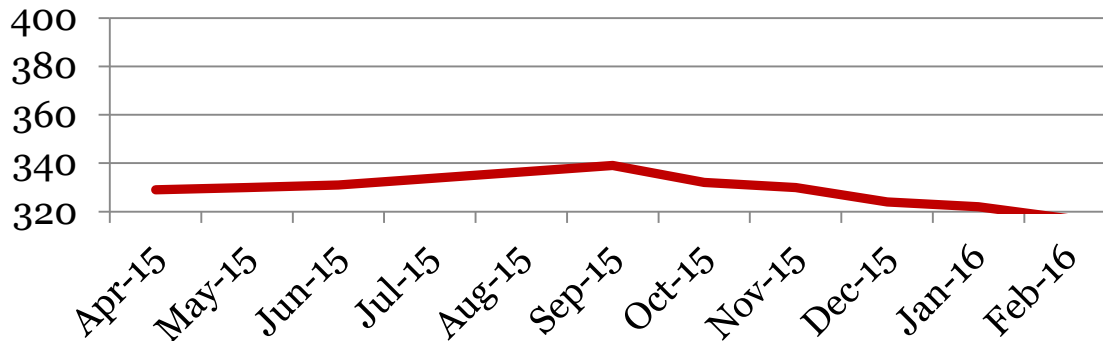
# Monthly Data

Derby Middle School

## Enrollment – 1<sup>st</sup> of the month

	6	7	8	Total
<b>Feb-16</b>	113	109	95	<b>317</b>
<b>Jan-16</b>	114	112	96	<b>322</b>
<b>Dec-15</b>	114	113	97	<b>324</b>
<b>Nov-15</b>	116	113	101	<b>330</b>
<b>Oct-15</b>	116	114	102	<b>332</b>
<b>Sep-15</b>	119	116	104	<b>339</b>
<b>Jun-15</b>	113	99	119	<b>331</b>
<b>May-15</b>	112	99	119	<b>330</b>
<b>Apr-15</b>	112	99	118	<b>329</b>

## Total School Enrollment

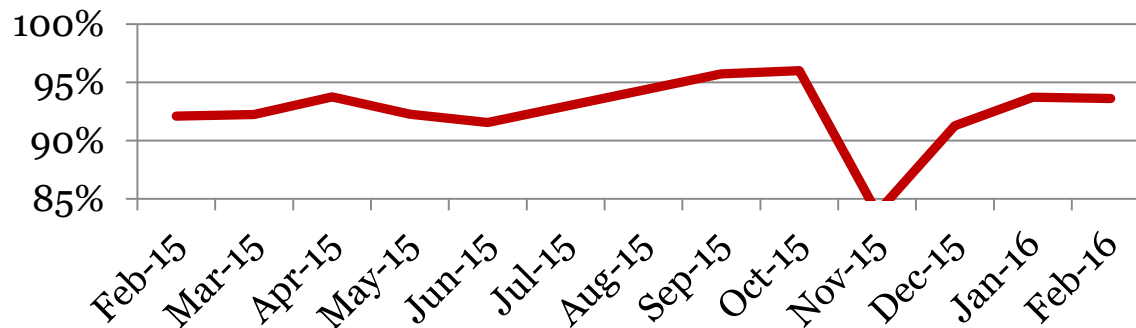


## Attendance – Students

Average daily percent present:

	6	7	8	Total
<b>Feb-16</b>	93	95	92	<b>93</b>
<b>Jan-16</b>	94	93	94	<b>94</b>
<b>Dec-15</b>	90	91	93	<b>91</b>
<b>Nov-15</b>	95	95	59	<b>84</b>
<b>Oct-15</b>	96	96	96	<b>96</b>
<b>Sep-15</b>	98	95	94	<b>96</b>
<b>Jun-15</b>	93	93	89	<b>92</b>
<b>May-15</b>	92	95	89	<b>92</b>
<b>Apr-15</b>	94	96	92	<b>94</b>

### Total Student Attendance

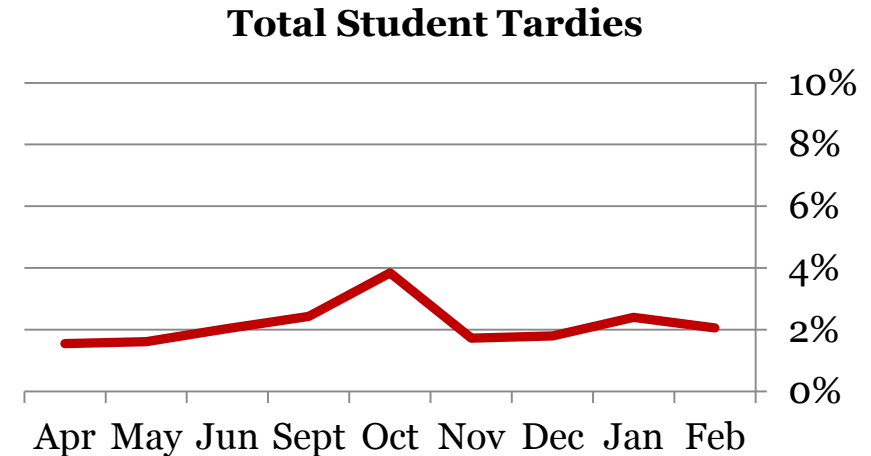


## Tardies

Average daily percent tardy:

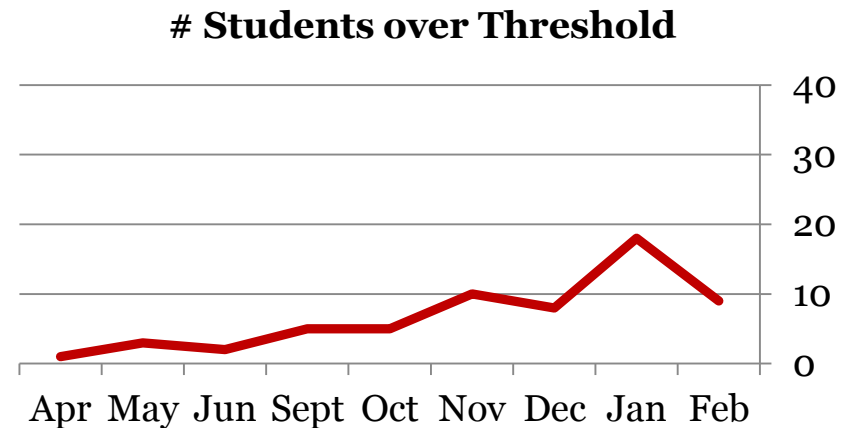
Derby Middle School

	6	7	8	Total
Feb-16	2	2	3	2
Jan-16	2	2	3	2
Dec-15	2	1	3	2
Nov-15	1	2	2	2
Oct-15	3	4	5	4
Sept-15	2	3	2	2
Jun-15	2	2	3	2
May-15	1	1	3	2
Apr-15	1	2	2	2



Number of students tardy 5 or more days:

	6	7	8	Total
Feb-16	2	2	5	9
Jan-16	8	1	9	18
Dec-15	0	4	4	8
Nov-15	0	2	8	10
Oct-15	1	2	2	5
Sept-15	0	2	3	5
Jun-15	1	1	0	2
May-15	1	1	1	3
Apr-15	1	0	0	1

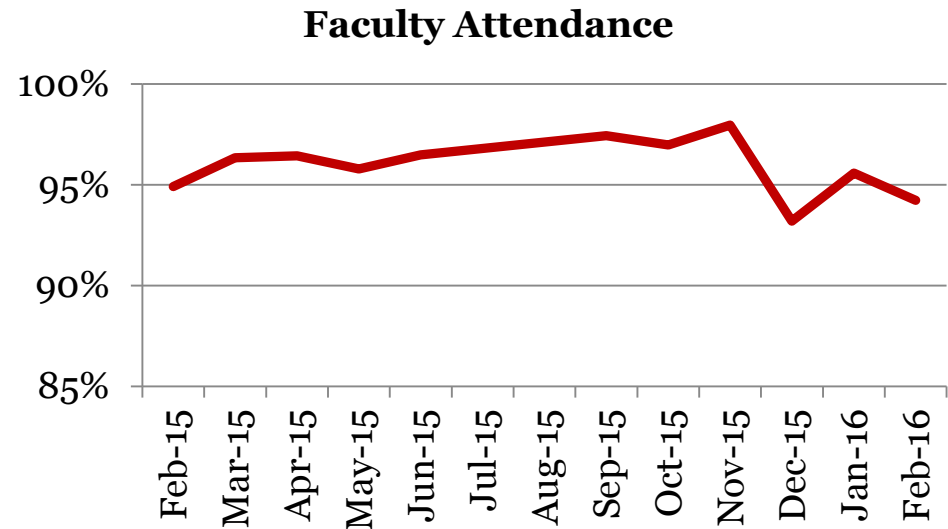


## Attendance – Faculty

Average daily percent present:

Derby Middle School

	Total
Feb-16	94
Jan-16	96
Dec-15	93
Nov-15	98
Oct-15	97
Sep-15	97
Jun-15	96
May-15	96
Apr-15	96
Mar-15	96
Feb-15	95



*\*This indicator reflects certified staff and does not include absences created by class trips, professional development, workman's comp and FMLA. However % may be reduced due to long term illness beyond FMLA.*

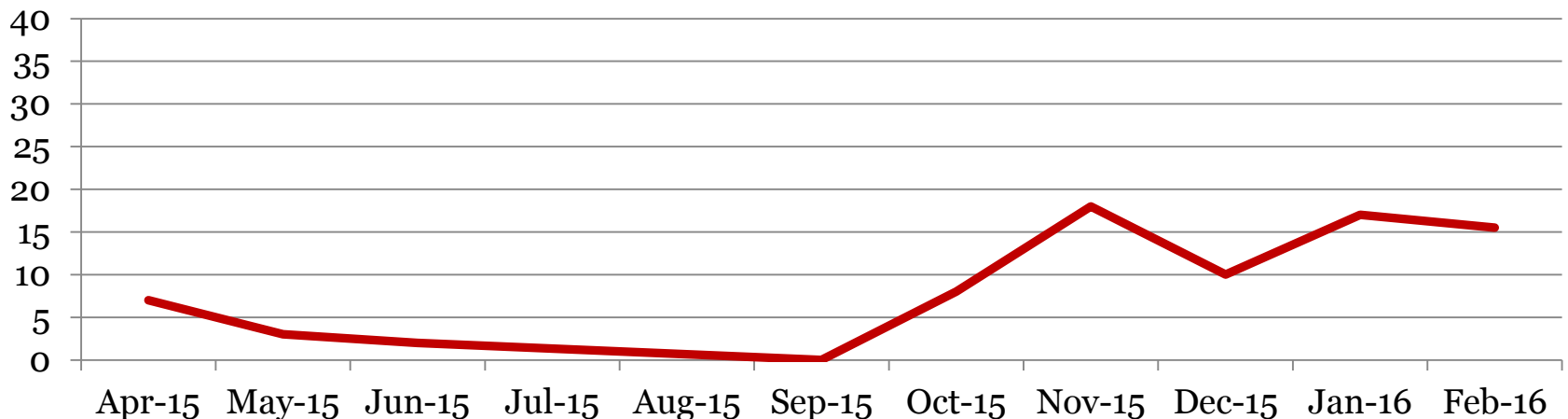
## Suspensions – Out of School

Derby Middle School

Number of student suspensions (total days of suspension):

	<b>6</b>		<b>7</b>		<b>8</b>		<b>Total</b>	
<b>Feb-16</b>	4	(11.5)	0	(0)	2	(4)	<b>6</b>	<b>(15.5)</b>
<b>Jan-16</b>	3	(9)	1	(3)	2	(5)	<b>6</b>	<b>(17)</b>
<b>Dec-15</b>	1	(5)	0	(0)	1	(5)	<b>2</b>	<b>(10)</b>
<b>Nov-15</b>	2	(6)	0	(0)	3	(12)	<b>5</b>	<b>(18)</b>
<b>Oct-15</b>	0	(0)	1	(5)	1	(3)	<b>2</b>	<b>(8)</b>
<b>Sep-15</b>	0	(0)	0	(0)	0	(0)	<b>0</b>	<b>(0)</b>
<b>Jun-15</b>	1	(2)	0	(0)	0	(0)	<b>1</b>	<b>(2)</b>
<b>May-15</b>	0	(0)	3	(3)	0	(0)	<b>3</b>	<b>(3)</b>
<b>Apr-15</b>	1	<b>(3)</b>	2	<b>(4)</b>	0	<b>(0)</b>	<b>3</b>	<b>(7)</b>

**Total Out of School Suspensions**



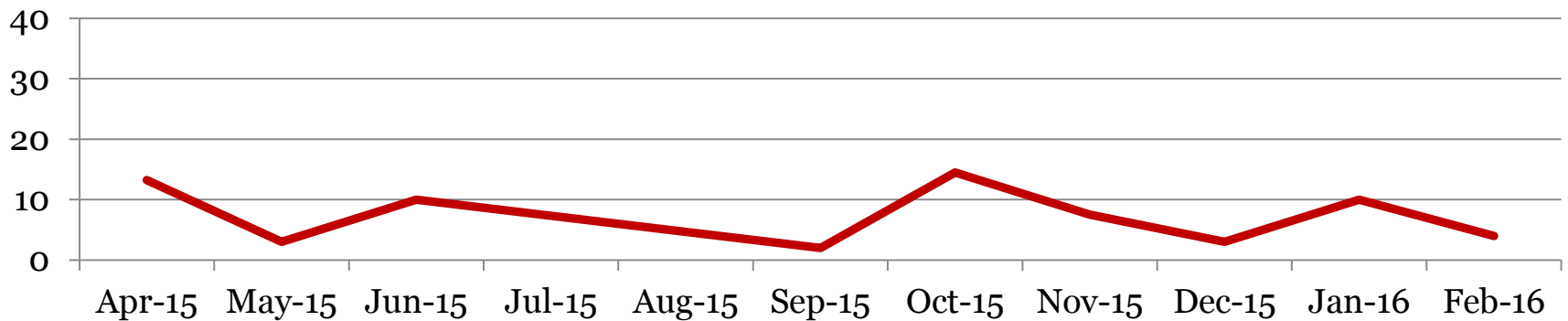
## Suspensions – In School

Derby Middle School

Number of student suspensions (total days of suspension):

	6		7		8		Total	
<b>Feb-16</b>	0	(0)	2	(3)	1	(1)	<b>3</b>	<b>(4)</b>
<b>Jan-16</b>	2	(2)	4	(4)	4	(4)	<b>10</b>	<b>(10)</b>
<b>Dec-15</b>	0	(0)	1	(1)	2	(2)	<b>3</b>	<b>(3)</b>
<b>Nov-15</b>	3	(3)	1	(1)	3	(3.5)	<b>7</b>	<b>(7.5)</b>
<b>Oct-15</b>	3	(4)	6	(6.5)	4	(4)	<b>13</b>	<b>(14.5)</b>
<b>Sep-15</b>	0	(0)	0	(0)	2	(2)	<b>2</b>	<b>(2)</b>
<b>Jun-15</b>	4	(4)	1	(1)	3	(5)	<b>8</b>	<b>(10)</b>
<b>May-15</b>	0	(0)	3	(3)	0	(0)	<b>3</b>	<b>(3)</b>
<b>Apr-15</b>	6	<b>(5.25)</b>	6	<b>(6)</b>	2	<b>(2)</b>	<b>14</b>	<b>(13.25)</b>

**Total In School Suspensions**



## Newly Enrolled Students

	<b>6</b>	<b>7</b>	<b>8</b>	<b>Total</b>
<b>Feb-16</b>	0	0	1	<b>1</b>
<b>Jan-16</b>	2	0	0	<b>2</b>
<b>Dec-15</b>	0	0	0	<b>0</b>
<b>Nov-15</b>	1	1	0	<b>2</b>
<b>Oct-15</b>	1	1	2	<b>4</b>
<b>Sep-15</b>	1	3	5	<b>9</b>
<b>Summer-15</b>	0	0	0	<b>0</b>
<b>Jun-15</b>	1	0	0	<b>1</b>
<b>May-15</b>	0	0	0	<b>0</b>
<b>Apr-15</b>	1	1	3	<b>5</b>
<b>Mar-15</b>	1	0	1	<b>2</b>
<b>Feb-15</b>	1	1	0	<b>2</b>



## Departing Students

Students who have left the school during the month for any reason:

	<b>6</b>	<b>7</b>	<b>8</b>	<b>Total</b>
<b>Feb-16</b>	0	3	1	<b>4</b>
<b>Jan-16</b>	2	1	1	<b>4</b>
<b>Dec-15</b>	2	0	2	<b>4</b>
<b>Nov-15</b>	2	1	0	<b>3</b>
<b>Oct-15</b>	1	0	0	<b>1</b>
<b>Sep-15</b>	0	0	0	<b>0</b>
<b>Summer-15</b>	1	1	39	<b>41</b>
<b>Jun-15</b>	1	0	0	<b>1</b>
<b>May-15</b>	0	0	0	<b>0</b>
<b>Apr-15</b>	1	0	1	<b>2</b>
<b>Mar-15</b>	0	0	1	<b>1</b>
<b>Feb-15</b>	<b>3</b>	<b>4</b>	<b>3</b>	<b>10</b>