Customer Service
PO Box 11813
Harrisburg, PA 17108-1813

ACCOUNT STATEMENT

Dunlap CUSD #323

For the Month Ending
October 31, 2026

Client Management Team

Matthew Hanigan
Senior Managing Consultant
190 S LaSalle St. MK-IL-L11D
Chicago, IL 60603
312-203-9079
haniganm@pfmam.com

Rachael Miller
MWW Team Lead
213 Market Street
Harrisburg, PA 17101
1-800-731-6870
millerr@pfmam.com

Jeffrey K. Schroeder
Managing Director
190 S LaSalle St. MK-IL-L11D
Chicago, IL 60603
331-278-8382
schroederj@pfmam.com

Contents

Cover/Disclosures
Summary Statement
Individual Accounts

Accounts included in Statement

450555	Investment Account
450564	Short Term Account

Important Messages

IIIT Class will be closed on 11/11/2026 for Veterans Day.
IIIT Class will be closed on 11/26/2026 for Thanksgiving Day.

DUNLAP CUSD #323
MIKE MCKENZIE
400 S. FOURTH ST
DUNLAP, IL 61525

Online Access www.iiit.us **Customer Service** 1-800-731-6870

Important Disclosures

Important Disclosures

This statement is for general information purposes only and is not intended to provide specific advice or recommendations. PFM Asset Management ("PFMAM") is a division of U.S. Bancorp Asset Management, Inc. ("USBAM"), a SEC-registered investment adviser. USBAM is direct subsidiary of U.S. Bank National Association ("U.S. Bank") and an indirect subsidiary of U.S. Bancorp. U.S. Bank is not responsible for and does not guarantee the products, services or performance of PFMAM. PFMAM maintains a written disclosure statement of our background and business experience. If you would like to receive a copy of our current disclosure statement, please contact Service Operations at the address below.

Proxy Voting PFMAM does not normally receive proxies to vote on behalf of its clients. However, it does on occasion receive consent requests. In the event a consent request is received the portfolio manager contacts the client and then proceeds according to their instructions. PFMAM's Proxy Voting Policy is available upon request by contacting Service Operations at the address below.

Questions About an Account PFMAM's monthly statement is intended to detail our investment advisory activity as well as the activity of any accounts held by clients in pools that are managed by PFMAM. The custodian bank maintains the control of assets and executes (i.e., settles) all investment transactions. The custodian statement is the official record of security and cash holdings and transactions. PFMAM recognizes that clients may use these reports to facilitate record keeping and that the custodian bank statement and the PFMAM statement should be reconciled and differences resolved. Many custodians use a settlement date basis which may result in the need to reconcile due to a timing difference. If you do not receive a report from the custodian on at least a quarterly basis, please notify your relationship manager at your custodian and PFMAM.

Account Control PFMAM does not have the authority to withdraw funds from or deposit funds to the custodian outside the scope of services provided by PFMAM. Our clients retain responsibility for their internal accounting policies; implementing and enforcing internal controls and generating ledger entries or otherwise recording transactions.

Market Value Generally, PFMAM's market prices are derived from closing bid prices as of the last business day of the month as supplied by ICE Data Services. There may be differences in the values shown for investments due to accrued but uncollected income and the use of differing valuation sources and methods. Non-negotiable FDIC-insured bank certificates of deposit are priced at par. Although PFMAM believes the prices to be reliable, the values of the securities may not represent the prices at which the securities could have been bought or sold. Explanation of the valuation methods for a registered investment company or local government investment program is contained in the appropriate fund offering documentation or information statement.

Amortized Cost The original cost of the principal of the security is adjusted for the amount of the periodic reduction of any discount or premium from the purchase date until the date of the report. Discount or premium with respect to short term securities (those with less than one year to maturity at time of issuance) is amortized on a straightline basis. Such discount or premium with respect to longer term securities is amortized using the constant yield basis.

Tax Reporting Cost data and realized gains / losses are provided for informational purposes only. Please review for accuracy and consult your tax advisor to determine the tax consequences of your security transactions. PFMAM does not report such information to the IRS or other taxing authorities and is not responsible for the accuracy of such information that may be required to be reported to federal, state or other taxing authorities.

Financial Situation In order to better serve you, PFMAM should be promptly notified of any material change in your investment objective or financial situation.

Callable Securities Securities subject to redemption prior to maturity may be redeemed in whole or in part before maturity, which could affect the yield represented.

Portfolio The securities in this portfolio, including shares of mutual funds, are not guaranteed or otherwise protected by PFMAM, the FDIC (except for certain non-negotiable certificates of deposit) or any government agency. Investment in securities involves risks, including the possible loss of the amount invested. Actual settlement values, accrued interest, and amortized cost amounts may vary for securities subject to an adjustable interest rate or subject to principal paydowns. Any changes to the values shown may be reflected within the next monthly statement's beginning values.

Rating Information provided for ratings is based upon a good faith inquiry of selected sources, but its accuracy and completeness cannot be guaranteed.

Shares of some local government investment programs and TERM funds are distributed by representatives of USBAM's affiliate, U.S. Bancorp Investments, Inc. which is registered with the SEC as a broker/dealer and is a member of the Financial Industry Regulatory Authority ("FINRA") and the Municipal Securities Rulemaking Board ("MSRB"). You may reach the FINRA by calling the FINRA Hotline at 1-800-289-9999 or at the FINRA website address https://www.finra.org/investors/investor-contacts. A brochure describing the FINRA Regulation Public Disclosure Program is also available from FINRA upon request.

Key Terms and Definitions

Dividends on local government investment program funds consist of interest earned, plus any discount ratably amortized to the date of maturity, plus all realized gains and losses on the sale of securities prior to maturity, less ratable amortization of any premium and all accrued expenses to the fund. Dividends are accrued daily and may be paid either monthly or quarterly. The monthly earnings on this statement represent the estimated dividend accrued for the month for any program that distributes earnings on a quarterly basis. There is no guarantee that the estimated amount will be paid on the actual distribution date.

Current Yield is the net change, exclusive of capital changes and income other than investment income, in the value of a hypothetical fund account with a balance of one share over the seven-day base period including the statement date, expressed as a percentage of the value of one share (normally $1.00 per share) at the beginning of the seven-day period. This resulting net change in account value is then annualized by multiplying it by 365 and dividing the result by 7. The yields quoted should not be considered a representation of the yield of the fund in the future, since the yield is not fixed.

Average maturity represents the average maturity of all securities and investments of a portfolio, determined by multiplying the par or principal value of each security or investment by its maturity (days or years), summing the products, and dividing the sum by the total principal value of the portfolio. The stated maturity date of mortgage backed or callable securities are used in this statement. However the actual maturity of these securities could vary depending on the level or prepayments on the underlying mortgages or whether a callable security has or is still able to be called.

Monthly distribution yield represents the net change in the value of one share (normally $1.00 per share) resulting from all dividends declared during the month by a fund expressed as a percentage of the value of one share at the beginning of the month. This resulting net change is then annualized by multiplying it by 365 and dividing it by the number of calendar days in the month.

YTM at Cost The yield to maturity at cost is the expected rate of return, based on the original cost, the annual interest receipts, maturity value and the time period from purchase date to maturity, stated as a percentage, on an annualized basis.

YTM at Market The yield to maturity at market is the rate of return, based on the current market value, the annual interest receipts, maturity value and the time period remaining until maturity, stated as a percentage, on an annualized basis.

Managed Account A portfolio of investments managed discretely by PFMAM according to the client's specific investment policy and requirements. The investments are directly owned by the client and held by the client's custodian.

Unsettled Trade A trade which has been executed however the final consummation of the security transaction and payment has not yet taken place.

Please review the detail pages of this statement carefully. If you think your statement is wrong, missing account information, or if you need more information about a transaction, please contact PFMAM within 60 days of receipt. If you have other concerns or questions regarding your account, or to request an updated copy of PFMAM's current disclosure statement, please contact a member of your client management team at PFMAM Service Operations at the address below.

PFM Asset Management
Attn: Service Operations
213 Market Street
Harrisburg, PA 17101

NOT FDIC INSURED **NO BANK GUARANTEE** **MAY LOSE VALUE**

Account Statement

Consolidated Summary Statement

For the Month Ending **October 31, 2026**

Dunlap CUSD #323

Portfolio Summary

Portfolio Holdings	Cash Dividends and Income	Closing Market Value	Current Yield
Illinois Portfolio, IIIT Class	3,694.49	1,114,466.81	3.94 %
Illinois Trust Managed Account	71,366.43	34,026,068.03	* N/A
Total	**$75,060.92**	**$35,140,534.84**	

** Not Applicable*

Investment Allocation

Investment Type	Closing Market Value	Percent
Bank Note	249,109.75	0.71
Corporate Note	10,884,055.48	30.97
Federal Agency Collateralized Mortgage Obligatio	28,898.79	0.08
Federal Agency Commercial Mortgage-Backed Se	2,256,888.87	6.42
Federal Agency Mortgage-Backed Security	175,574.89	0.50
Local Government Investment Pool	1,114,466.81	3.17
Municipal Bond / Note	932,172.44	2.65
U.S. Treasury Bond / Note	19,499,367.81	55.50
Total	**$35,140,534.84**	**100.00%**

Maturity Distribution (Fixed Income Holdings)

Portfolio Holdings	Closing Market Value	Percent
Under 30 days	1,114,466.81	3.17
31 to 60 days	0.00	0.00
61 to 90 days	0.00	0.00
91 to 180 days	244,997.89	0.70
181 days to 1 year	1,297,220.12	3.69
1 to 2 years	15,110,062.39	43.00
2 to 3 years	16,698,985.28	47.52
3 to 4 years	319,971.20	0.91
4 to 5 years	170,117.84	0.48
Over 5 years	184,713.31	0.53
Total	**$35,140,534.84**	**100.00%**

Weighted Average Days to Maturity **711**

Sector Allocation

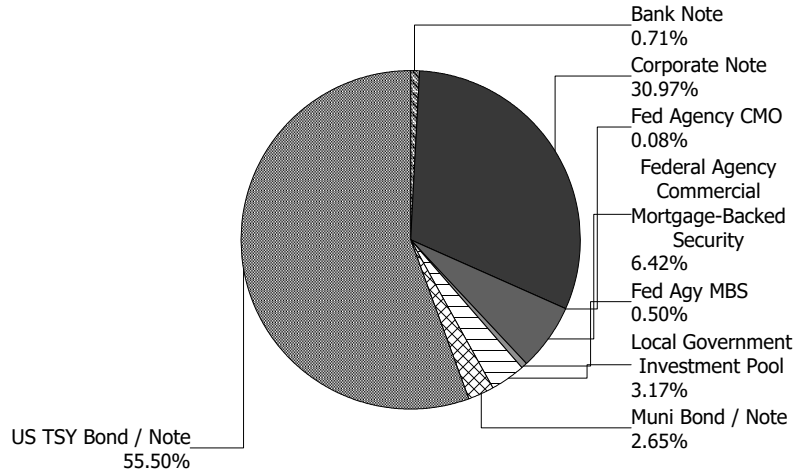

Consolidated Summary Statement

Dunlap CUSD #323

Account Number	Account Name	Opening Market Value	Purchases / Deposits	Redemptions / Sales/ Maturities	Unsettled Trades	Change in Value	Closing Market Value	Cash Dividends and Income
450555	Investment Account	34,089,791.55	2,326,022.41	(2,600,090.10)	110,483.75	196,886.77	34,123,094.38	71,701.10
450564	Short Term Account	1,014,080.64	3,359.82	0.00	0.00	0.00	1,017,440.46	3,359.82
Total		**$35,103,872.19**	**$2,329,382.23**	**($2,600,090.10)**	**$110,483.75**	**$196,886.77**	**$35,140,534.84**	**$75,060.92**

Account Statement - Transaction Summary

For the Month Ending **October 31, 2026**

Dunlap CUSD #323 - Investment Account - 450555

Illinois Portfolio, IIIT Class	
Opening Market Value	19,467.67
Purchases	1,381,641.55
Redemptions	(1,304,082.87)
Unsettled Trades	0.00
Change in Value	0.00
Closing Market Value	**$97,026.35**
Cash Dividends and Income	334.67

Illinois Trust Managed Account	
Opening Market Value	34,070,323.88
Purchases	944,380.86
Redemptions	(1,296,007.23)
Unsettled Trades	110,483.75
Change in Value	196,886.77
Closing Market Value	**$34,026,068.03**
Cash Dividends and Income	71,366.43

Asset Summary

	October 31, 2026	September 30, 2026
Illinois Portfolio, IIIT Class	97,026.35	19,467.67
Illinois Trust Managed Account	34,026,068.03	34,070,323.88
Total	**$34,123,094.38**	**$34,089,791.55**

Asset Allocation

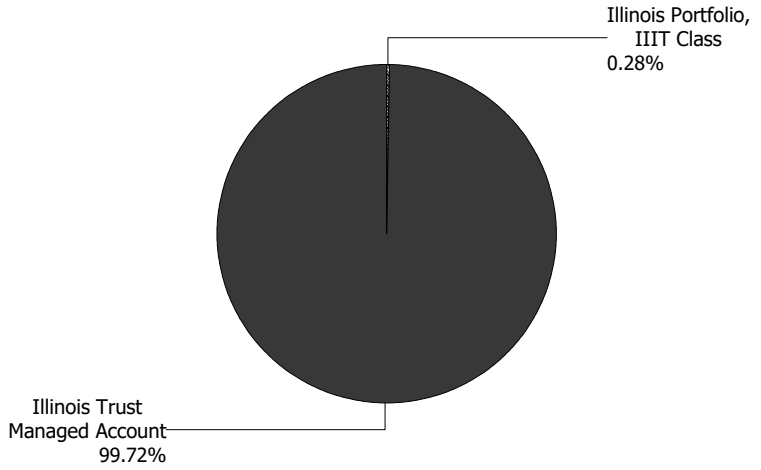

Managed Account Summary Statement

For the Month Ending **October 31, 2026**

Dunlap CUSD #323 - Investment Account - 450555 - (40961950)

Transaction Summary - Money Market	
Opening Market Value	**$19,467.67**
Purchases	1,381,641.55
Redemptions	(1,304,082.87)
Closing Market Value	**$97,026.35**
Dividend	334.67

Transaction Summary - Managed Account	
Opening Market Value	**$34,070,323.88**
Maturities/Calls	(29,910.54)
Principal Dispositions	(1,266,096.69)
Principal Acquisitions	944,380.86
Unsettled Trades	110,483.75
Change in Current Value	196,886.77
Closing Market Value	**$34,026,068.03**

Account Total	
Opening Market Value	**$34,089,791.55**
Closing Market Value	**$34,123,094.38**

Earnings Reconciliation (Cash Basis) - Managed Account	
Interest/Dividends/Coupons Received	73,999.87
Less Purchased Interest Related to Interest/Coupons	(719.10)
Plus Net Realized Gains/Losses	(1,914.34)
Total Cash Basis Earnings	**$71,366.43**

Cash Balance	
Closing Cash Balance	**$0.00**

Earnings Reconciliation (Accrual Basis)	Managed Account	Total
Ending Amortized Value of Securities	34,417,305.94	34,514,332.29
Ending Accrued Interest	348,101.60	348,101.60
Plus Proceeds from Sales	1,549,236.09	2,853,318.96
Plus Proceeds of Maturities/Calls/Principal Payments	29,910.54	29,910.54
Plus Coupons/Dividends Received	57,204.76	57,204.76
Less Cost of New Purchases	(1,319,688.01)	(2,701,329.56)
Less Beginning Amortized Value of Securities	(34,657,765.51)	(34,677,233.18)
Less Beginning Accrued Interest	(310,602.07)	(310,602.07)
Dividends	0.00	334.67
Total Accrual Basis Earnings	**$113,703.34**	**$114,038.01**

Cash Transactions Summary- Managed Account	
Maturities/Calls	0.00
Sale Proceeds	1,282,891.80
Coupon/Interest/Dividend Income	57,204.76
Principal Payments	29,910.54
Security Purchases	(1,290,099.96)
Net Cash Contribution	(79,907.14)
Reconciling Transactions	0.00

Portfolio Summary and Statistics

For the Month Ending **October 31, 2026**

Dunlap CUSD #323 - Investment Account - 450555 - (40961950)

Account Summary

Description	Par Value	Market Value	Percent
U.S. Treasury Bond / Note	19,800,000.00	19,499,367.81	57.15
Municipal Bond / Note	935,000.00	932,172.44	2.73
Federal Agency Mortgage-Backed Security	184,322.00	175,574.89	0.51
Federal Agency Commercial Mortgage-Backed Security	2,309,887.49	2,256,888.87	6.61
Federal Agency Collateralized Mortgage Obligation	31,692.62	28,898.79	0.08
Corporate Note	10,995,000.00	10,884,055.48	31.91
Bank Note	250,000.00	249,109.75	0.73
Managed Account Sub-Total	**34,505,902.11**	**34,026,068.03**	**99.72%**
Accrued Interest		348,101.60	
Total Portfolio	**34,505,902.11**	**34,374,169.63**	
Illinois Portfolio, IIIT Class	97,026.35	97,026.35	0.28
Total Investments	**34,602,928.46**	**34,471,195.98**	**100.00%**
Unsettled Trades	**375,000.00**	**375,113.16**	

Sector Allocation

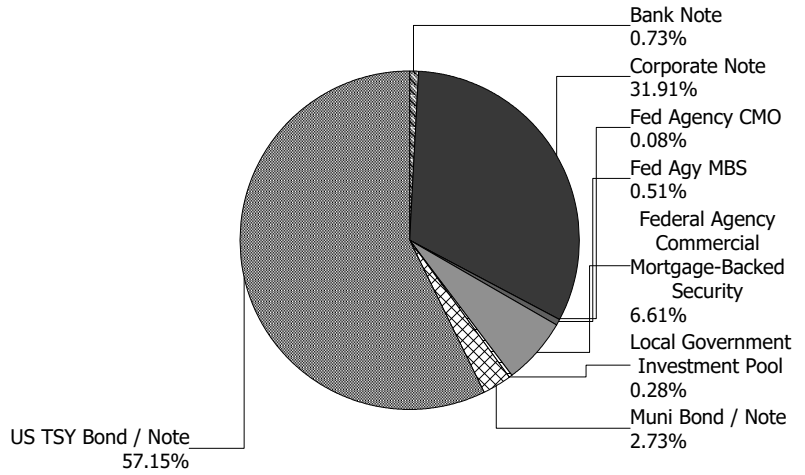

Maturity Distribution

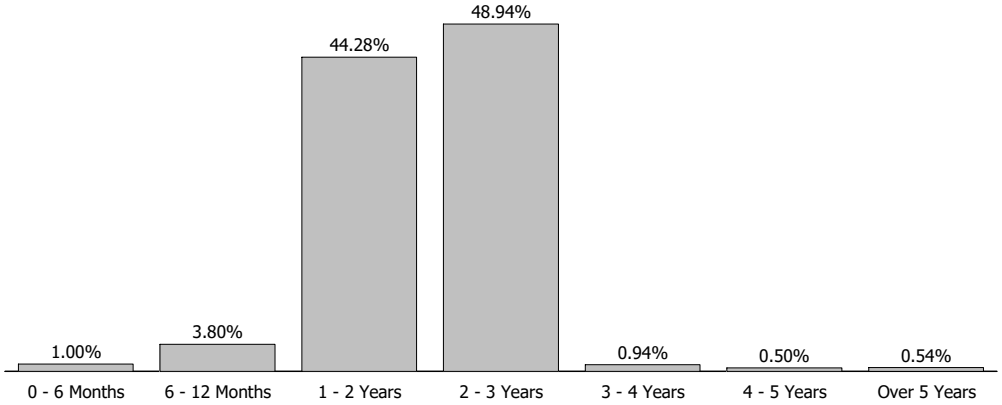

Characteristics

Yield to Maturity at Cost	4.12%
Yield to Maturity at Market	4.72%
Weighted Average Days to Maturity	735

Managed Account Issuer Summary

For the Month Ending **October 31, 2026**

Dunlap CUSD #323 - Investment Account - 450555 - (40961950)

Issuer Summary

Issuer	Market Value of Holdings	Percent
Abbott Laboratories	233,541.12	0.68
AbbVie Inc	257,666.83	0.76
Accenture PLC	173,507.25	0.51
Adobe Inc	149,833.80	0.44
Advanced Micro Devices Inc	246,235.00	0.72
Alphabet Inc	158,213.76	0.46
Amazon.com Inc	578,221.94	1.69
American Express Co	238,757.10	0.70
Analog Devices Inc	163,383.99	0.48
ANZ Group Holdings Ltd	245,556.75	0.72
AstraZeneca PLC	174,871.73	0.51
Bank of America Corp	501,469.00	1.47
Bank of New York Mellon Corp	248,787.75	0.73
Caterpillar Inc	415,364.45	1.22
Cintas Corp	128,800.75	0.38
Citigroup Inc	339,688.39	1.00
City of New York NY	180,413.66	0.53
City of Philadelphia PA	134,852.85	0.40
Commonwealth Bank of Australia	248,763.00	0.73
Cooperatieve Rabobank UA	250,335.50	0.73
Cummins Inc	114,064.02	0.33
Deere & Co	277,241.64	0.81
Eli Lilly & Co	73,763.33	0.22
Federal Home Loan Mortgage Corp	1,989,209.04	5.83
Federal National Mortgage Association	472,153.51	1.38
Goldman Sachs Group Inc	302,173.65	0.89
GSK PLC	114,348.41	0.34
Hershey Co	114,715.95	0.34
Honda Motor Co Ltd	100,062.50	0.29
HSBC Holdings PLC	198,954.40	0.58
Illinois Portfolio, IIIT Class	97,026.35	0.28
Lockheed Martin Corp	162,814.91	0.48

Credit Quality (S&P Ratings)

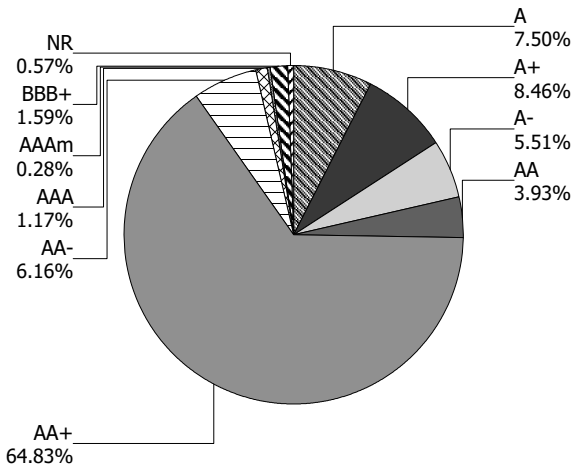

Managed Account Issuer Summary

For the Month Ending **October 31, 2026**

Dunlap CUSD #323 - Investment Account - 450555 - (40961950)

Issuer	Market Value of Holdings	Percent
Mastercard Inc	247,102.00	0.72
Microsoft Corp	319,971.20	0.94
Morgan Stanley	372,712.13	1.09
National Australia Bank Ltd	491,771.75	1.44
National Rural Utilities Cooperative Fi	195,715.12	0.57
Novartis AG	270,198.75	0.79
NVIDIA Corp	490,016.50	1.44
PACCAR Inc	223,037.53	0.65
PNC Financial Services Group Inc	118,761.96	0.35
Salesforce Inc	258,290.50	0.76
ServiceNow Inc	24,736.00	0.07
State Board of Administration Finance C	171,531.68	0.50
State of Connecticut	100,684.40	0.30
State of Illinois	344,689.85	1.01
State Street Corp	248,624.25	0.73
Texas Instruments Inc	55,141.96	0.16
Toyota Motor Corp	215,508.26	0.63
Truist Financial Corp	496,245.25	1.45
UBS Group AG	497,580.75	1.46
United States Treasury	19,499,367.81	57.14
Wells Fargo & Co	148,729.65	0.44
Westpac Banking Corp	247,884.75	0.73
Total	**$34,123,094.38**	**100.00%**

Managed Account Detail of Securities Held

For the Month Ending **October 31, 2026**

Dunlap CUSD #323 - Investment Account - 450555 - (40961950)

Security Type/Description Dated Date/Coupon/Maturity	CUSIP	Par	S&P Rating	Moody's Rating	Trade Date	Settle Date	Original Cost	YTM at Cost	Accrued Interest	Amortized Cost	Market Value
U.S. Treasury Bond / Note											
US TREASURY N/B DTD 11/15/2024 4.125% 11/15/2027	91282CLX7	175,000.00	AA+	Aa1	12/03/24	12/05/24	175,013.67	4.12	3,334.75	175,005.10	174,386.98
US TREASURY N/B DTD 11/15/2024 4.125% 11/15/2027	91282CLX7	475,000.00	AA+	Aa1	12/02/24	12/04/24	474,833.01	4.14	9,051.46	474,939.34	473,336.08
US TREASURY N/B DTD 12/16/2024 4.000% 12/15/2027	91282CMB4	450,000.00	AA+	Aa1	01/07/25	01/08/25	445,710.94	4.35	6,836.07	448,299.37	447,644.70
US TREASURY N/B DTD 01/15/2025 4.250% 01/15/2028	91282CMF5	525,000.00	AA+	Aa1	02/03/25	02/05/25	524,323.24	4.30	6,608.87	524,713.19	523,400.33
US TREASURY N/B DTD 02/18/2025 4.250% 02/15/2028	91282CMN8	75,000.00	AA+	Aa1	04/14/26	04/15/26	75,603.52	3.79	675.61	75,427.40	74,762.70
US TREASURY N/B DTD 02/18/2025 4.250% 02/15/2028	91282CMN8	475,000.00	AA+	Aa1	03/04/25	03/05/25	478,543.95	3.98	4,278.87	476,596.97	473,497.10
US TREASURY N/B DTD 03/17/2025 3.875% 03/15/2028	91282CMS7	375,000.00	AA+	Aa1	04/08/25	04/09/25	375,820.32	3.79	1,886.65	375,394.65	371,880.00
US TREASURY N/B DTD 03/17/2025 3.875% 03/15/2028	91282CMS7	500,000.00	AA+	Aa1	08/11/26	08/12/26	497,539.06	4.20	2,515.54	497,873.42	495,840.00
US TREASURY N/B DTD 05/15/2025 3.750% 05/15/2028	91282CND9	300,000.00	AA+	Aa1	05/07/25	05/15/25	299,847.66	3.77	5,197.01	299,920.05	296,472.60
US TREASURY N/B DTD 05/15/2025 3.750% 05/15/2028	91282CND9	375,000.00	AA+	Aa1	06/06/25	06/06/25	372,377.93	4.00	6,496.26	373,590.92	370,590.75
US TREASURY N/B DTD 05/15/2025 3.750% 05/15/2028	91282CND9	550,000.00	AA+	Aa1	05/12/25	05/15/25	546,433.59	3.98	9,527.85	548,119.76	543,533.10
US TREASURY N/B DTD 05/15/2025 3.750% 05/15/2028	91282CND9	1,100,000.00	AA+	Aa1	06/02/25	06/04/25	1,096,476.56	3.87	19,055.71	1,098,111.09	1,087,066.20
US TREASURY N/B DTD 06/16/2025 3.875% 06/15/2028	91282CNH0	600,000.00	AA+	Aa1	07/03/25	07/07/25	600,609.38	3.84	8,829.92	600,344.42	593,625.00
US TREASURY N/B DTD 06/16/2025 3.875% 06/15/2028	91282CNH0	725,000.00	AA+	Aa1	07/01/25	07/03/25	727,492.19	3.75	10,669.48	726,402.05	717,296.88



Managed Account Detail of Securities Held

For the Month Ending **October 31, 2026**

Dunlap CUSD #323 - Investment Account - 450555 - (40961950)

Security Type/Description Dated Date/Coupon/Maturity	CUSIP	Par	S&P Rating	Moody's Rating	Trade Date	Settle Date	Original Cost	YTM at Cost	Accrued Interest	Amortized Cost	Market Value
U.S. Treasury Bond / Note											
US TREASURY N/B DTD 08/15/2025 3.625% 08/15/2028	91282CNU1	425,000.00	AA+	Aa1	08/12/25	08/15/25	423,821.29	3.72	3,265.46	424,282.73	418,160.05
US TREASURY N/B DTD 08/15/2025 3.625% 08/15/2028	91282CNU1	1,400,000.00	AA+	Aa1	09/03/25	09/05/25	1,399,945.31	3.63	10,756.79	1,399,966.38	1,377,468.40
US TREASURY N/B DTD 09/15/2025 3.375% 09/15/2028	91282CNY3	375,000.00	AA+	Aa1	09/18/25	09/25/25	373,110.35	3.55	1,643.21	373,788.93	366,943.50
US TREASURY N/B DTD 09/15/2025 3.375% 09/15/2028	91282CNY3	450,000.00	AA+	Aa1	10/03/25	10/06/25	447,275.39	3.59	1,971.86	448,236.03	440,332.20
US TREASURY N/B DTD 09/15/2025 3.375% 09/15/2028	91282CNY3	675,000.00	AA+	Aa1	09/25/25	09/26/25	669,568.36	3.66	2,957.79	671,513.61	660,498.30
US TREASURY N/B DTD 10/15/2025 3.500% 10/15/2028	91282CPC9	850,000.00	AA+	Aa1	11/03/25	11/04/25	847,410.16	3.61	1,389.42	848,253.67	832,900.55
US TREASURY N/B DTD 11/17/2025 3.500% 11/15/2028	91282CPK1	150,000.00	AA+	Aa1	12/03/25	12/04/25	150,035.16	3.49	2,425.27	150,024.87	146,835.90
US TREASURY N/B DTD 11/17/2025 3.500% 11/15/2028	91282CPK1	525,000.00	AA+	Aa1	12/08/25	12/15/25	523,133.79	3.63	8,488.45	523,676.13	513,925.65
US TREASURY N/B DTD 11/17/2025 3.500% 11/15/2028	91282CPK1	675,000.00	AA+	Aa1	12/01/25	12/03/25	674,235.35	3.54	10,913.72	674,464.46	660,761.55
US TREASURY N/B DTD 12/15/2025 3.500% 12/15/2028	91282CPP0	300,000.00	AA+	Aa1	01/20/26	01/21/26	298,617.19	3.67	3,987.70	298,974.59	293,414.10
US TREASURY N/B DTD 12/15/2025 3.500% 12/15/2028	91282CPP0	400,000.00	AA+	Aa1	01/08/26	01/12/26	399,437.50	3.55	5,316.94	399,587.03	391,218.80
US TREASURY N/B DTD 01/15/2026 3.500% 01/15/2029	91282CPT2	675,000.00	AA+	Aa1	02/02/26	02/04/26	672,416.02	3.64	6,997.62	673,042.42	659,443.28
US TREASURY N/B DTD 02/17/2026 3.500% 02/15/2029	91282CQA2	325,000.00	AA+	Aa1	03/19/26	03/20/26	322,092.77	3.83	2,411.01	322,687.66	317,192.53
US TREASURY N/B DTD 02/17/2026 3.500% 02/15/2029	91282CQA2	350,000.00	AA+	Aa1	03/09/26	03/10/26	349,042.97	3.60	2,596.47	349,246.56	341,591.95



Managed Account Detail of Securities Held

For the Month Ending **October 31, 2026**

Dunlap CUSD #323 - Investment Account - 450555 - (40961950)

Security Type/Description Dated Date/Coupon/Maturity	CUSIP	Par	S&P Rating	Moody's Rating	Trade Date	Settle Date	Original Cost	YTM at Cost	Accrued Interest	Amortized Cost	Market Value
U.S. Treasury Bond / Note											
US TREASURY N/B DTD 02/17/2026 3.500% 02/15/2029	91282CQA2	350,000.00	AA+	Aa1	03/24/26	03/25/26	346,199.22	3.90	2,596.47	346,962.19	341,591.95
US TREASURY N/B DTD 02/17/2026 3.500% 02/15/2029	91282CQA2	700,000.00	AA+	Aa1	03/02/26	03/03/26	700,000.00	3.50	5,192.93	700,000.00	683,183.90
US TREASURY N/B DTD 04/15/2026 3.875% 04/15/2029	91282CQJ3	350,000.00	AA+	Aa1	04/09/26	04/15/26	350,601.56	3.81	633.41	350,497.08	343,970.55
US TREASURY N/B DTD 04/15/2026 3.875% 04/15/2029	91282CQJ3	525,000.00	AA+	Aa1	05/19/26	05/21/26	520,324.22	4.20	950.12	521,010.44	515,955.83
US TREASURY N/B DTD 04/15/2026 3.875% 04/15/2029	91282CQJ3	850,000.00	AA+	Aa1	05/04/26	05/05/26	847,011.72	4.00	1,538.29	847,487.90	835,357.05
US TREASURY N/B DTD 05/15/2026 3.875% 05/15/2029	91282CQR5	500,000.00	AA+	Aa1	06/01/26	06/04/26	496,562.50	4.12	8,950.41	497,014.97	491,094.00
US TREASURY N/B DTD 06/15/2026 4.125% 06/15/2029	91282CQV6	875,000.00	AA+	Aa1	07/07/26	07/09/26	872,983.40	4.21	13,707.74	873,188.63	864,130.75
US TREASURY N/B DTD 07/15/2026 4.125% 07/15/2029	91282CQZ7	350,000.00	AA+	Aa1	08/11/26	08/12/26	348,455.08	4.29	4,276.32	348,565.77	345,474.50
US TREASURY N/B DTD 08/17/2026 4.250% 08/15/2029	91282CRG8	350,000.00	AA+	Aa1	08/28/26	08/31/26	348,564.45	4.40	3,152.85	348,642.59	346,445.40
US TREASURY N/B DTD 08/17/2026 4.250% 08/15/2029	91282CRG8	675,000.00	AA+	Aa1	09/01/26	09/03/26	671,361.33	4.45	6,080.50	671,548.94	668,144.70
Security Type Sub-Total		**19,800,000.00**					**19,742,830.11**	**3.87**	**207,164.80**	**19,757,401.31**	**19,499,367.81**
Municipal Bond / Note											
FLORIDA ST BRD OF ADM DTD 09/16/2020 1.705% 07/01/2027	341271AE4	175,000.00	AA	Aa2	10/11/24	10/15/24	162,240.75	4.60	994.58	171,719.78	171,531.68
PHILADELPHIA-B-TXBL DTD 06/18/2025 4.460% 08/01/2027	717813D63	135,000.00	A+	A1	06/11/25	06/18/25	135,000.00	4.46	1,505.25	135,000.00	134,852.85
CONNECTICUT ST-A-TXBL DTD 05/07/2025 5.125% 03/15/2028	20772KZJ1	100,000.00	AA-	Aa2	04/23/25	05/07/25	102,116.00	4.33	654.86	101,048.07	100,684.40



Managed Account Detail of Securities Held

For the Month Ending **October 31, 2026**

Dunlap CUSD #323 - Investment Account - 450555 - (40961950)

Security Type/Description Dated Date/Coupon/Maturity	CUSIP	Par	S&P Rating	Moody's Rating	Trade Date	Settle Date	Original Cost	YTM at Cost	Accrued Interest	Amortized Cost	Market Value
Municipal Bond / Note											
NYC TRANSITIONAL-I-2 DTD 05/29/2025 4.487% 05/01/2028	64972JUH9	80,000.00	AAA	Aa1	05/15/25	05/29/25	80,000.00	4.49	1,794.80	80,000.00	79,716.16
NEW YORK CITY-G-1 DTD 10/22/2026 5.302% 10/01/2029	64966SF84	100,000.00	AA	Aa2	10/15/26	10/22/26	100,000.00	5.30	132.55	100,000.00	100,697.50
ILLINOIS ST-A-TXBL DTD 10/14/2026 5.170% 10/01/2029	452153RP6	345,000.00	A	A1	09/23/26	10/14/26	345,000.00	5.17	842.28	345,000.00	344,689.85
Security Type Sub-Total		**935,000.00**					**924,356.75**	**4.83**	**5,924.32**	**932,767.85**	**932,172.44**
Federal Agency Mortgage-Backed Security											
FG J32374 DTD 07/01/2015 2.500% 11/01/2028	31307NT79	20,094.95	AA+	Aa1	02/08/22	02/17/22	20,446.61	2.17	41.86	20,201.26	19,760.37
FN BM4614 DTD 10/01/2018 3.000% 03/01/2033	3140J9DU2	33,464.31	AA+	Aa1	08/03/21	08/17/21	35,660.40	2.04	83.66	34,675.36	32,071.72
FN FM0047 DTD 01/01/2020 3.000% 12/01/2034	3140X3BR8	44,819.96	AA+	Aa1	06/10/21	06/17/21	47,656.23	2.19	112.05	46,529.41	42,043.28
FN FM5616 DTD 01/01/2021 3.000% 12/01/2034	3140X9G25	46,537.14	AA+	Aa1	09/16/21	09/21/21	49,220.29	2.21	116.34	48,186.15	44,103.06
FR SB0364 DTD 06/01/2020 3.500% 06/01/2035	3132CWMM3	39,405.65	AA+	Aa1	06/21/21	06/25/21	42,459.59	2.51	114.93	41,292.55	37,596.46
Security Type Sub-Total		**184,322.00**					**195,443.12**	**2.23**	**468.84**	**190,884.73**	**175,574.89**
Federal Agency Commercial Mortgage-Backed Security											
FHMS K065 A2 DTD 07/01/2017 3.243% 04/01/2027	3137F1G44	145,999.73	AA+	Aa1	11/22/23	11/28/23	137,918.41	5.13	394.56	144,853.72	144,935.39
FHMS K067 A2 DTD 09/01/2017 3.194% 07/01/2027	3137FAWS3	164,004.17	AA+	Aa1	06/24/24	06/27/24	156,470.23	4.92	436.52	162,024.08	162,238.83
FNA 2024-M6 A2 DTD 11/01/2024 2.952% 07/01/2027	3136BTGM9	185,587.00	AA+	Aa1	12/12/24	12/17/24	179,091.45	4.49	456.55	183,653.58	183,817.61



Managed Account Detail of Securities Held

For the Month Ending **October 31, 2026**

Dunlap CUSD #323 - Investment Account - 450555 - (40961950)

Security Type/Description Dated Date/Coupon/Maturity	CUSIP	Par	S&P Rating	Moody's Rating	Trade Date	Settle Date	Original Cost	YTM at Cost	Accrued Interest	Amortized Cost	Market Value
Federal Agency Commercial Mortgage-Backed Security											
FHMS K068 A2 DTD 10/01/2017 3.244% 08/01/2027	3137FBBX3	163,045.56	AA+	Aa1	06/17/24	06/21/24	155,542.91	4.88	440.77	160,976.39	161,153.91
FHMS K069 A2 DTD 11/01/2017 3.187% 09/01/2027	3137FBU79	157,330.10	AA+	Aa1	06/17/24	06/21/24	149,721.71	4.85	417.84	155,081.07	155,139.59
FHMS K739 A2 DTD 11/01/2020 1.336% 09/01/2027	3137F64P9	335,758.86	AA+	Aa1	10/30/24	11/04/24	309,986.75	4.42	373.81	327,299.09	328,485.65
FHMS K075 A2 DTD 04/01/2018 3.650% 02/01/2028	3137F4X72	167,493.00	AA+	Aa1	03/05/25	03/10/25	164,568.41	4.33	509.46	166,136.44	165,068.71
FHMS K076 A2 DTD 05/01/2018 3.900% 04/01/2028	3137FEZU7	174,709.11	AA+	Aa1	04/09/25	04/14/25	172,743.63	4.35	567.80	173,709.59	172,480.52
FHMS K082 A1 DTD 10/01/2018 3.920% 05/01/2028	3137FJKD0	37,976.34	AA+	Aa1	08/28/23	08/31/23	36,736.18	4.96	124.06	37,565.86	37,784.98
FHMS K077 A2 DTD 06/01/2018 3.850% 05/01/2028	3137FG6X8	175,000.00	AA+	Aa1	06/06/25	06/11/25	172,545.90	4.41	561.46	173,653.44	172,370.80
FHMS K078 A2 DTD 07/01/2018 3.854% 06/01/2028	3137FGR31	175,000.00	AA+	Aa1	04/09/25	04/14/25	172,648.44	4.36	562.04	173,740.13	172,336.15
FHMS K092 A1 DTD 05/01/2019 3.125% 10/01/2028	3137FLYU2	53,429.39	AA+	Aa1	10/25/23	10/30/23	50,275.81	4.86	139.14	52,063.50	52,659.85
FHMS K097 A2 DTD 09/01/2019 2.508% 07/01/2029	3137FNX54	190,000.00	AA+	Aa1	09/22/26	09/25/26	177,330.86	5.19	397.10	177,402.18	178,299.04
FNA 2026-M12 A DTD 07/01/2026 2.054% 12/01/2030	3136G6G36	184,554.23	AA+	Aa1	07/24/26	07/31/26	170,799.17	4.78	315.86	171,284.80	170,117.84
Security Type Sub-Total		**2,309,887.49**					**2,206,379.86**	**4.66**	**5,696.97**	**2,259,443.87**	**2,256,888.87**
Federal Agency Collateralized Mortgage Obligation											
FHR 5050 XL DTD 11/01/2020 1.000% 07/01/2036	3137F7TC9	31,692.62	AA+	Aa1	02/08/22	02/11/22	30,939.91	1.36	26.41	31,186.27	28,898.79
Security Type Sub-Total		**31,692.62**					**30,939.91**	**1.36**	**26.41**	**31,186.27**	**28,898.79**



Managed Account Detail of Securities Held

For the Month Ending **October 31, 2026**

Dunlap CUSD #323 - Investment Account - 450555 - (40961950)

Security Type/Description Dated Date/Coupon/Maturity	CUSIP	Par	S&P Rating	Moody's Rating	Trade Date	Settle Date	Original Cost	YTM at Cost	Accrued Interest	Amortized Cost	Market Value
Corporate Note											
AMERICAN HONDA FINANCE DTD 03/13/2024 4.900% 03/12/2027	02665WFD8	20,000.00	BBB+	A3	03/12/24	03/15/24	20,000.00	4.90	133.39	20,000.00	20,012.50
AMERICAN HONDA FINANCE DTD 03/13/2024 4.900% 03/12/2027	02665WFD8	80,000.00	BBB+	A3	03/11/24	03/13/24	79,956.00	4.92	533.56	79,994.35	80,050.00
UBS AG STAMFORD CT (CALLABLE) DTD 01/10/2025 4.864% 01/10/2028	90261AAD4	250,000.00	A+	Aa2	01/07/25	01/10/25	250,080.00	4.85	3,749.33	250,007.95	250,033.25
ADOBE INC (CALLABLE) DTD 01/17/2025 4.750% 01/17/2028	00724PAH2	150,000.00	A+	A1	01/14/25	01/17/25	149,920.50	4.77	2,058.33	149,966.71	149,833.80
COOPERAT RABOBANK UA/NY DTD 01/21/2025 4.883% 01/21/2028	21688ABK7	250,000.00	A+	Aa3	01/13/25	01/21/25	250,000.00	4.88	3,390.97	250,000.00	250,335.50
AMERICAN EXPRESS CO (CALLABLE) DTD 02/16/2024 5.098% 02/16/2028	025816DP1	125,000.00	A-	A2	04/21/25	04/22/25	126,206.25	4.73	1,327.60	125,199.57	125,142.50
HERSHEY COMPANY (CALLABLE) DTD 02/24/2025 4.550% 02/24/2028	427866BK3	55,000.00	A	A1	03/04/25	03/05/25	55,469.70	4.24	465.74	55,207.17	54,864.15
HERSHEY COMPANY (CALLABLE) DTD 02/24/2025 4.550% 02/24/2028	427866BK3	60,000.00	A	A1	02/19/25	02/24/25	59,958.60	4.57	508.08	59,981.25	59,851.80
ABBVIE INC DTD 03/04/2026 3.775% 03/03/2028	00287YED7	90,000.00	A-	A2	02/24/26	03/04/26	89,969.40	3.79	547.38	89,979.29	88,803.45
COMMONWEALTH BK AUSTR NY DTD 03/14/2025 4.423% 03/14/2028	20271RAV2	250,000.00	AA-	Aa2	03/07/25	03/14/25	250,300.00	4.38	1,443.62	250,141.94	248,763.00
SALESFORCE INC (CALLABLE) DTD 03/13/2026 4.500% 03/15/2028	79466LAQ7	260,000.00	A+	A2	03/11/26	03/13/26	259,792.00	4.54	1,495.00	259,856.07	258,290.50
MORGAN STANLEY (CALLABLE) DTD 04/20/2022 4.210% 04/20/2028	61747YER2	125,000.00	A-	A1	04/15/25	04/21/25	123,492.50	4.65	160.80	124,235.30	124,645.38
CINTAS CORPORATION NO. 2 (CALLABLE) DTD 05/02/2025 4.200% 05/01/2028	17252MAR1	40,000.00	A-	A3	04/29/25	05/02/25	40,010.00	4.19	840.00	40,005.07	39,631.00
CINTAS CORPORATION NO. 2 (CALLABLE) DTD 05/02/2025 4.200% 05/01/2028	17252MAR1	90,000.00	A-	A3	04/28/25	05/02/25	89,884.80	4.25	1,890.00	89,940.58	89,169.75



Managed Account Detail of Securities Held

For the Month Ending **October 31, 2026**

Dunlap CUSD #323 - Investment Account - 450555 - (40961950)

Security Type/Description Dated Date/Coupon/Maturity	CUSIP	Par	S&P Rating	Moody's Rating	Trade Date	Settle Date	Original Cost	YTM at Cost	Accrued Interest	Amortized Cost	Market Value
Corporate Note											
CITIGROUP INC (CALLABLE) DTD 05/07/2025 4.643% 05/07/2028	172967PZ8	225,000.00	BBB+	A3	05/01/25	05/07/25	225,000.00	4.64	5,049.26	225,000.00	224,728.87
CUMMINS INC (CALLABLE) DTD 05/09/2025 4.250% 05/09/2028	231021AY2	15,000.00	A	A2	05/06/25	05/09/25	14,989.50	4.28	304.58	14,994.51	14,877.92
CUMMINS INC (CALLABLE) DTD 05/09/2025 4.250% 05/09/2028	231021AY2	100,000.00	A	A2	05/07/25	05/09/25	100,053.00	4.23	2,030.56	100,027.09	99,186.10
WESTPAC BANKING CORP NY DTD 05/14/2026 4.150% 05/11/2028	9612EVAA7	250,000.00	AA-	Aa2	05/06/26	05/14/26	249,845.00	4.18	4,812.85	249,880.24	247,884.75
SERVICENOW INC DTD 05/15/2026 4.250% 05/15/2028	81762PAF9	25,000.00	A	A2	05/12/26	05/15/26	24,909.50	4.44	489.93	24,929.70	24,736.00
HSBC USA INC DTD 06/03/2025 4.650% 06/03/2028	40428HR95	200,000.00	A-	A2	05/28/25	06/03/25	200,078.00	4.64	3,823.33	200,042.70	198,954.40
ANALOG DEVICES INC (CALLABLE) DTD 06/16/2025 4.250% 06/15/2028	032654BD6	165,000.00	A	A2	06/12/25	06/16/25	164,821.80	4.29	2,649.17	164,901.01	163,383.99
LOCKHEED MARTIN CORP (CALLABLE) DTD 07/28/2025 4.150% 08/15/2028	539830CK3	50,000.00	A-	A2	11/06/25	11/07/25	50,271.50	3.94	438.06	50,175.53	49,337.85
LOCKHEED MARTIN CORP (CALLABLE) DTD 07/28/2025 4.150% 08/15/2028	539830CK3	115,000.00	A-	A2	08/21/25	08/25/25	115,277.15	4.06	1,007.53	115,167.54	113,477.06
CATERPILLAR FINL SERVICE DTD 08/15/2025 4.100% 08/15/2028	14913UBB5	125,000.00	A	A1	08/12/25	08/15/25	125,021.25	4.09	1,081.94	125,013.02	123,421.25
ABBVIE INC DTD 08/18/2026 4.500% 08/18/2028	00287YEK1	170,000.00	A-	A2	08/04/26	08/18/26	169,949.00	4.52	1,551.25	169,954.16	168,863.38
NOVARTIS CAPITAL CORP (CALLABLE) DTD 11/05/2025 3.900% 11/05/2028	66989HAX6	55,000.00	AA-	Aa3	11/05/25	11/06/25	55,003.30	3.90	1,048.67	55,002.23	54,018.91
NOVARTIS CAPITAL CORP (CALLABLE) DTD 11/05/2025 3.900% 11/05/2028	66989HAX6	120,000.00	AA-	Aa3	11/03/25	11/05/25	119,973.60	3.91	2,288.00	119,982.07	117,859.44
PACCAR FINANCIAL CORP DTD 11/07/2025 4.000% 11/07/2028	69371RU20	50,000.00	A+	A1	11/05/25	11/07/25	49,972.00	4.02	966.67	49,980.82	49,140.20



Managed Account Detail of Securities Held

For the Month Ending **October 31, 2026**

Dunlap CUSD #323 - Investment Account - 450555 - (40961950)

Security Type/Description Dated Date/Coupon/Maturity	CUSIP	Par	S&P Rating	Moody's Rating	Trade Date	Settle Date	Original Cost	YTM at Cost	Accrued Interest	Amortized Cost	Market Value
Corporate Note											
TEXAS INSTRUMENTS INC DTD 11/09/2026 5.000% 11/09/2028	**882508CN2**	**55,000.00**	**A+**	**Aa3**	**10/26/26**	**11/09/26**	**54,904.85**	**5.09**	**0.00**	**54,904.85**	**55,141.96**
MORGAN STANLEY PVT BANK (CALLABLE) DTD 11/19/2025 4.204% 11/17/2028	61776NZU0	250,000.00	A+	Aa3	11/17/25	11/19/25	250,000.00	4.20	4,787.89	250,000.00	248,066.75
AMAZON.COM INC (CALLABLE) DTD 11/20/2025 3.900% 11/20/2028	023135CS3	220,000.00	AA	A1	11/17/25	11/20/25	219,951.60	3.91	3,837.17	219,966.47	215,545.00
AUST & NZ BANKING GRP NY DTD 12/08/2025 3.919% 12/08/2028	05253JB83	250,000.00	AA-	Aa2	12/01/25	12/08/25	250,000.00	3.92	3,891.78	250,000.00	245,556.75
NATIONAL AUSTRALIA BK/NY DTD 01/13/2026 3.850% 12/13/2028	632525CQ2	250,000.00	AA-	Aa2	01/06/26	01/13/26	249,910.00	3.86	3,689.58	249,934.07	244,905.25
GOLDMAN SACHS GROUP INC (CALLABLE) DTD 01/21/2026 4.148% 01/21/2029	38145GAP5	105,000.00	BBB+	A2	01/15/26	01/21/26	105,000.00	4.15	1,209.83	105,000.00	103,774.65
PNC FINANCIAL SERVICES (CALLABLE) DTD 01/26/2026 4.075% 01/26/2029	693475CG8	120,000.00	A-	A3	01/21/26	01/26/26	120,000.00	4.08	1,290.42	120,000.00	118,761.96
TRUIST BANK (CALLABLE) DTD 01/27/2026 4.144% 01/27/2029	89788JAJ8	250,000.00	A	A3	01/22/26	01/27/26	250,000.00	4.14	2,705.11	250,000.00	247,135.50
BANK OF NY MELLON CORP (CALLABLE) DTD 01/31/2023 4.543% 02/01/2029	06406RBN6	250,000.00	A	Aa3	03/13/26	03/16/26	251,032.50	4.39	2,839.38	250,697.18	248,787.75
AMERICAN EXPRESS CO (CALLABLE) DTD 02/10/2026 4.009% 02/09/2029	025816EN5	115,000.00	A-	A2	02/03/26	02/10/26	115,000.00	4.01	1,050.14	115,000.00	113,614.60
NATIONAL RURAL UTIL COOP (CALLABLE) DTD 02/09/2026 4.050% 02/09/2029	63743HGE6	120,000.00	NR	A2	02/03/26	02/09/26	119,929.20	4.07	1,107.00	119,945.86	117,213.12
CATERPILLAR FINL SERVICE DTD 02/24/2026 3.750% 02/23/2029	14913UBJ8	300,000.00	A	A1	02/18/26	02/24/26	299,604.00	3.80	2,125.00	299,690.96	291,943.20
ASTRAZENECA FINANCE LLC (CALLABLE) DTD 02/26/2024 4.850% 02/26/2029	04636NAL7	175,000.00	A+	A1	03/18/26	03/19/26	178,255.00	4.17	1,532.47	177,582.80	174,871.73
JOHN DEERE CAPITAL CORP DTD 03/10/2026 3.900% 03/09/2029	24422EYK9	80,000.00	A	A1	03/05/26	03/10/26	79,892.80	3.95	450.67	79,914.82	78,137.84

Dunlap CUSD #323 - Investment Account - 450555 - (40961950)

Security Type/Description Dated Date/Coupon/Maturity	CUSIP	Par	S&P Rating	Moody's Rating	Trade Date	Settle Date	Original Cost	YTM at Cost	Accrued Interest	Amortized Cost	Market Value
Corporate Note											
ABBOTT LABORATORIES (CALLABLE) DTD 03/09/2026 3.700% 03/09/2029	002824BR0	240,000.00	A+	Aa3	02/23/26	03/09/26	239,695.20	3.75	1,282.67	239,758.21	233,541.12
AMAZON.COM INC (CALLABLE) DTD 03/13/2026 4.000% 03/13/2029	023135DC7	195,000.00	AA	A1	03/10/26	03/13/26	194,978.55	4.00	1,040.00	194,983.00	190,196.76
TOYOTA MOTOR CREDIT CORP DTD 03/13/2026 4.050% 03/13/2029	89236TPQ2	220,000.00	A+	A1	03/10/26	03/13/26	219,920.80	4.06	1,188.00	219,937.09	215,508.26
NOVARTIS CAPITAL CORP (CALLABLE) DTD 03/18/2026 4.100% 03/16/2029	66989HBF4	100,000.00	AA-	Aa3	03/16/26	03/18/26	99,883.00	4.14	512.50	99,906.18	98,320.40
UBS AG STAMFORD CT (CALLABLE) DTD 03/16/2026 4.302% 03/16/2029	90261AAG7	250,000.00	A+	Aa2	03/12/26	03/16/26	250,037.50	4.30	1,344.38	250,026.41	247,547.50
NATIONAL RURAL UTIL COOP (CALLABLE) DTD 05/11/2026 4.400% 05/11/2029	63743HGF3	80,000.00	NR	A2	04/30/26	05/11/26	79,982.40	4.41	1,662.22	79,985.04	78,502.00
ELI LILLY & CO (CALLABLE) DTD 05/20/2026 4.150% 05/20/2029	532457DK1	75,000.00	AA-	Aa3	05/06/26	05/20/26	74,955.75	4.17	1,391.98	74,962.06	73,763.33
WELLS FARGO & COMPANY (CALLABLE) DTD 05/20/2026 4.577% 05/20/2029	95000U4H3	150,000.00	A-	A1	05/13/26	05/20/26	150,000.00	4.58	3,070.40	150,000.00	148,729.65
GOLDMAN SACHS BANK USA (CALLABLE) DTD 06/03/2026 4.656% 06/03/2029	38151LAJ9	200,000.00	A+	A1	05/28/26	06/03/26	200,086.00	4.64	3,828.27	200,069.05	198,399.00
NATIONAL AUSTRALIA BK/NY DTD 06/04/2026 4.434% 06/04/2029	632525CT6	250,000.00	AA-	Aa2	05/28/26	06/04/26	250,000.00	4.43	4,526.38	250,000.00	246,866.50
MASTERCARD INC (CALLABLE) DTD 06/08/2026 4.425% 06/08/2029	57636QBK9	250,000.00	A+	Aa3	06/04/26	06/08/26	249,952.50	4.43	4,394.27	249,958.65	247,102.00
NVIDIA CORP (CALLABLE) DTD 06/18/2026 4.350% 06/15/2029	67066GAQ7	500,000.00	AA	Aa1	06/15/26	06/18/26	499,765.00	4.37	8,035.42	499,792.84	490,016.50
AMAZON.COM INC (CALLABLE) DTD 07/09/2026 4.600% 07/09/2029	023135EB8	175,000.00	AA	A1	07/07/26	07/09/26	174,951.00	4.61	2,504.44	174,955.80	172,480.18
ACCENTURE CAPITAL INC (CALLABLE) DTD 07/10/2026 4.750% 07/10/2029	00440KAF0	80,000.00	AA-	Aa3	07/08/26	07/10/26	79,986.40	4.76	1,171.67	79,987.81	79,317.60



Managed Account Detail of Securities Held

For the Month Ending **October 31, 2026**

Dunlap CUSD #323 - Investment Account - 450555 - (40961950)

Security Type/Description Dated Date/Coupon/Maturity	CUSIP	Par	S&P Rating	Moody's Rating	Trade Date	Settle Date	Original Cost	YTM at Cost	Accrued Interest	Amortized Cost	Market Value
Corporate Note											
ACCENTURE CAPITAL INC (CALLABLE) DTD 07/10/2026 4.750% 07/10/2029	00440KAF0	95,000.00	AA-	Aa3	07/09/26	07/10/26	95,141.55	4.70	1,391.35	95,127.54	94,189.65
STATE STREET BANK & TR DTD 07/23/2026 4.701% 07/23/2029	85744NAE1	250,000.00	AA-	Aa2	07/22/26	07/23/26	250,227.50	4.67	3,199.29	250,208.29	248,624.25
ALPHABET INC (CALLABLE) DTD 08/10/2026 4.625% 08/10/2029	02079KCN5	160,000.00	AA+	Aa2	08/06/26	08/10/26	159,516.80	4.73	1,665.00	159,551.24	158,213.76
ADVANCED MICRO DEVICES (CALLABLE) DTD 08/17/2026 4.600% 08/17/2029	007903BK2	250,000.00	A	A1	08/13/26	08/17/26	249,722.50	4.64	2,363.89	249,740.84	246,235.00
PACCAR FINANCIAL CORP DTD 09/10/2026 4.750% 09/10/2029	69371RU79	175,000.00	A+	A1	09/02/26	09/10/26	174,879.25	4.77	1,177.60	174,884.90	173,897.33
JOHN DEERE CAPITAL CORP DTD 09/11/2026 4.800% 09/11/2029	24422EYT0	200,000.00	A	A1	09/08/26	09/11/26	199,934.00	4.81	1,333.33	199,937.11	199,103.80
GLAXOSMITHKLINE CAP INC (CALLABLE) DTD 09/15/2026 4.850% 09/14/2029	377372AS6	115,000.00	A	A2	09/08/26	09/15/26	114,962.05	4.86	712.68	114,963.77	114,348.41
CITIGROUP INC (CALLABLE) DTD 09/24/2026 5.266% 09/24/2029	172967QN4	115,000.00	BBB+	A3	09/17/26	09/24/26	115,000.00	5.27	622.41	115,000.00	114,959.52
BANK OF AMERICA CORP (CALLABLE) DTD 10/20/2026 5.385% 10/20/2029	06051GNE5	500,000.00	A-	A1	10/16/26	10/20/26	500,000.00	5.39	822.71	500,000.00	501,469.00
MICROSOFT CORP (CALLABLE) DTD 11/04/2026 5.000% 11/03/2029	**594918DA9**	**320,000.00**	**AAA**	**NR**	**10/29/26**	**11/04/26**	**319,683.20**	**5.04**	**0.00**	**319,683.20**	**319,971.20**
Security Type Sub-Total		**10,995,000.00**					**10,996,945.25**	**4.43**	**125,842.90**	**10,995,621.91**	**10,884,055.48**
Bank Note											
TRUIST BANK (CALLABLE) DTD 07/24/2025 4.420% 07/24/2028	89788JAF6	250,000.00	A	A3	07/21/25	07/24/25	250,000.00	4.42	2,977.36	250,000.00	249,109.75
Security Type Sub-Total		**250,000.00**					**250,000.00**	**4.42**	**2,977.36**	**250,000.00**	**249,109.75**
Managed Account Sub-Total		**34,505,902.11**					**34,346,895.00**	**4.12**	**348,101.60**	**34,417,305.94**	**34,026,068.03**

Managed Account Detail of Securities Held

For the Month Ending **October 31, 2026**

Dunlap CUSD #323 - Investment Account - 450555 - (40961950)

Security Type/Description Dated Date/Coupon/Maturity	CUSIP	Par	S&P Rating	Moody's Rating	Trade Date	Settle Date	Original Cost	YTM at Cost	Accrued Interest	Amortized Cost	Market Value
Local Government Investment Pool											
Illinois Portfolio, IIIT Class		97,026.35	AAAm	NR			97,026.35		0.00	97,026.35	97,026.35
Liquid Sub-Total		**97,026.35**					**97,026.35**		**0.00**	**97,026.35**	**97,026.35**
Securities Sub-Total		**$34,602,928.46**					**$34,443,921.35**	**4.12%**	**$348,101.60**	**$34,514,332.29**	**$34,123,094.38**
Accrued Interest											**$348,101.60**
Total Investments											**$34,471,195.98**

Bolded items are forward settling trades.

Dunlap CUSD #323 - Investment Account - 450555 - (40961950)

Security Type/Description Dated Date/Coupon/Maturity	CUSIP	Par	Broker	Next Call Date	Market Price	Market Value	Unreal G/L On Cost	Unreal G/L Amort Cost	Effective Duration	YTM at Mkt
U.S. Treasury Bond / Note										
US TREASURY N/B DTD 11/15/2024 4.125% 11/15/2027	91282CLX7	175,000.00	Citigrou		99.65	174,386.98	(626.69)	(618.12)	0.99	4.47
US TREASURY N/B DTD 11/15/2024 4.125% 11/15/2027	91282CLX7	475,000.00	MorganSt		99.65	473,336.08	(1,496.93)	(1,603.26)	0.99	4.47
US TREASURY N/B DTD 12/16/2024 4.000% 12/15/2027	91282CMB4	450,000.00	HSBC		99.48	447,644.70	1,933.76	(654.67)	1.07	4.48
US TREASURY N/B DTD 01/15/2025 4.250% 01/15/2028	91282CMF5	525,000.00	MorganSt		99.70	523,400.33	(922.91)	(1,312.86)	1.15	4.51
US TREASURY N/B DTD 02/18/2025 4.250% 02/15/2028	91282CMN8	75,000.00	SGAS		99.68	74,762.70	(840.82)	(664.70)	1.23	4.50
US TREASURY N/B DTD 02/18/2025 4.250% 02/15/2028	91282CMN8	475,000.00	Jefferie		99.68	473,497.10	(5,046.85)	(3,099.87)	1.23	4.50
US TREASURY N/B DTD 03/17/2025 3.875% 03/15/2028	91282CMS7	375,000.00	ASLC		99.17	371,880.00	(3,940.32)	(3,514.65)	1.31	4.50
US TREASURY N/B DTD 03/17/2025 3.875% 03/15/2028	91282CMS7	500,000.00	TD Secur		99.17	495,840.00	(1,699.06)	(2,033.42)	1.31	4.50
US TREASURY N/B DTD 05/15/2025 3.750% 05/15/2028	91282CND9	300,000.00	BOFAML		98.82	296,472.60	(3,375.06)	(3,447.45)	1.45	4.55
US TREASURY N/B DTD 05/15/2025 3.750% 05/15/2028	91282CND9	375,000.00	BMO		98.82	370,590.75	(1,787.18)	(3,000.17)	1.45	4.55
US TREASURY N/B DTD 05/15/2025 3.750% 05/15/2028	91282CND9	550,000.00	ASLC		98.82	543,533.10	(2,900.49)	(4,586.66)	1.45	4.55
US TREASURY N/B DTD 05/15/2025 3.750% 05/15/2028	91282CND9	1,100,000.00	BOFAML		98.82	1,087,066.20	(9,410.36)	(11,044.89)	1.45	4.55
US TREASURY N/B DTD 06/16/2025 3.875% 06/15/2028	91282CNH0	600,000.00	ASLC		98.94	593,625.00	(6,984.38)	(6,719.42)	1.53	4.56
US TREASURY N/B DTD 06/16/2025 3.875% 06/15/2028	91282CNH0	725,000.00	Barclays		98.94	717,296.88	(10,195.31)	(9,105.17)	1.53	4.56
US TREASURY N/B DTD 08/15/2025 3.625% 08/15/2028	91282CNU1	425,000.00	Barclays		98.39	418,160.05	(5,661.24)	(6,122.68)	1.70	4.57
US TREASURY N/B DTD 08/15/2025 3.625% 08/15/2028	91282CNU1	1,400,000.00	Barclays		98.39	1,377,468.40	(22,476.91)	(22,497.98)	1.70	4.57
US TREASURY N/B DTD 09/15/2025 3.375% 09/15/2028	91282CNY3	375,000.00	BOFAML		97.85	366,943.50	(6,166.85)	(6,845.43)	1.78	4.58

Dunlap CUSD #323 - Investment Account - 450555 - (40961950)

Security Type/Description Dated Date/Coupon/Maturity	CUSIP	Par	Broker	Next Call Date	Market Price	Market Value	Unreal G/L On Cost	Unreal G/L Amort Cost	Effective Duration	YTM at Mkt
U.S. Treasury Bond / Note										
US TREASURY N/B DTD 09/15/2025 3.375% 09/15/2028	91282CNY3	450,000.00	Barclays		97.85	440,332.20	(6,943.19)	(7,903.83)	1.78	4.58
US TREASURY N/B DTD 09/15/2025 3.375% 09/15/2028	91282CNY3	675,000.00	ASLC		97.85	660,498.30	(9,070.06)	(11,015.31)	1.78	4.58
US TREASURY N/B DTD 10/15/2025 3.500% 10/15/2028	91282CPC9	850,000.00	ASLC		97.99	832,900.55	(14,509.61)	(15,353.12)	1.86	4.59
US TREASURY N/B DTD 11/17/2025 3.500% 11/15/2028	91282CPK1	150,000.00	JPMorgan		97.89	146,835.90	(3,199.26)	(3,188.97)	1.91	4.60
US TREASURY N/B DTD 11/17/2025 3.500% 11/15/2028	91282CPK1	525,000.00	BOFAML		97.89	513,925.65	(9,208.14)	(9,750.48)	1.91	4.60
US TREASURY N/B DTD 11/17/2025 3.500% 11/15/2028	91282CPK1	675,000.00	BOFAML		97.89	660,761.55	(13,473.80)	(13,702.91)	1.91	4.60
US TREASURY N/B DTD 12/15/2025 3.500% 12/15/2028	91282CPP0	300,000.00	JPMorgan		97.80	293,414.10	(5,203.09)	(5,560.49)	1.99	4.60
US TREASURY N/B DTD 12/15/2025 3.500% 12/15/2028	91282CPP0	400,000.00	JPMorgan		97.80	391,218.80	(8,218.70)	(8,368.23)	1.99	4.60
US TREASURY N/B DTD 01/15/2026 3.500% 01/15/2029	91282CPT2	675,000.00	JPMorgan		97.70	659,443.28	(12,972.74)	(13,599.14)	2.07	4.61
US TREASURY N/B DTD 02/17/2026 3.500% 02/15/2029	91282CQA2	325,000.00	SGAS		97.60	317,192.53	(4,900.24)	(5,495.13)	2.16	4.62
US TREASURY N/B DTD 02/17/2026 3.500% 02/15/2029	91282CQA2	350,000.00	ASLC		97.60	341,591.95	(7,451.02)	(7,654.61)	2.16	4.62
US TREASURY N/B DTD 02/17/2026 3.500% 02/15/2029	91282CQA2	350,000.00	ASLC		97.60	341,591.95	(4,607.27)	(5,370.24)	2.16	4.62
US TREASURY N/B DTD 02/17/2026 3.500% 02/15/2029	91282CQA2	700,000.00	BOFAML		97.60	683,183.90	(16,816.10)	(16,816.10)	2.16	4.62
US TREASURY N/B DTD 04/15/2026 3.875% 04/15/2029	91282CQJ3	350,000.00	BMO		98.28	343,970.55	(6,631.01)	(6,526.53)	2.31	4.63
US TREASURY N/B DTD 04/15/2026 3.875% 04/15/2029	91282CQJ3	525,000.00	Nomura		98.28	515,955.83	(4,368.39)	(5,054.61)	2.31	4.63
US TREASURY N/B DTD 04/15/2026 3.875% 04/15/2029	91282CQJ3	850,000.00	Barclays		98.28	835,357.05	(11,654.67)	(12,130.85)	2.31	4.63
US TREASURY N/B DTD 05/15/2026 3.875% 05/15/2029	91282CQR5	500,000.00	ASLC		98.22	491,094.00	(5,468.50)	(5,920.97)	2.34	4.63

Dunlap CUSD #323 - Investment Account - 450555 - (40961950)

Security Type/Description Dated Date/Coupon/Maturity	CUSIP	Par	Broker	Next Call Date	Market Price	Market Value	Unreal G/L On Cost	Unreal G/L Amort Cost	Effective Duration	YTM at Mkt
U.S. Treasury Bond / Note										
US TREASURY N/B DTD 06/15/2026 4.125% 06/15/2029	91282CQV6	875,000.00	RBC Capi		98.76	864,130.75	(8,852.65)	(9,057.88)	2.42	4.63
US TREASURY N/B DTD 07/15/2026 4.125% 07/15/2029	91282CQZ7	350,000.00	Jefferie		98.71	345,474.50	(2,980.58)	(3,091.27)	2.50	4.64
US TREASURY N/B DTD 08/17/2026 4.250% 08/15/2029	91282CRG8	350,000.00	ASLC		98.98	346,445.40	(2,119.05)	(2,197.19)	2.58	4.64
US TREASURY N/B DTD 08/17/2026 4.250% 08/15/2029	91282CRG8	675,000.00	ASLC		98.98	668,144.70	(3,216.63)	(3,404.24)	2.58	4.64
Security Type Sub-Total		**19,800,000.00**				**19,499,367.81**	**(243,462.30)**	**(258,033.50)**	**1.83**	**4.58**
Municipal Bond / Note										
FLORIDA ST BRD OF ADM DTD 09/16/2020 1.705% 07/01/2027	341271AE4	175,000.00	JPMorgan		98.02	171,531.68	9,290.93	(188.10)	0.65	4.76
PHILADELPHIA-B-TXBL DTD 06/18/2025 4.460% 08/01/2027	717813D63	135,000.00	BOFAML		99.89	134,852.85	(147.15)	(147.15)	0.72	4.60
CONNECTICUT ST-A-TXBL DTD 05/07/2025 5.125% 03/15/2028	20772KZJ1	100,000.00	Barclays		100.68	100,684.40	(1,431.60)	(363.67)	1.30	4.60
NYC TRANSITIONAL-I-2 DTD 05/29/2025 4.487% 05/01/2028	64972JUH9	80,000.00	Jefferie		99.65	79,716.16	(283.84)	(283.84)	1.43	4.73
NEW YORK CITY-G-1 DTD 10/22/2026 5.302% 10/01/2029	64966SF84	100,000.00	JPMorgan		100.70	100,697.50	697.50	697.50	2.67	5.04
ILLINOIS ST-A-TXBL DTD 10/14/2026 5.170% 10/01/2029	452153RP6	345,000.00	JPMorgan		99.91	344,689.85	(310.15)	(310.15)	2.67	5.20
Security Type Sub-Total		**935,000.00**				**932,172.44**	**7,815.69**	**(595.41)**	**1.76**	**4.91**
Federal Agency Mortgage-Backed Security										
FG J32374 DTD 07/01/2015 2.500% 11/01/2028	31307NT79	20,094.95	WellsFar		98.34	19,760.37	(686.24)	(440.89)	0.73	4.71
FN BM4614 DTD 10/01/2018 3.000% 03/01/2033	3140J9DU2	33,464.31	INTL_FC		95.84	32,071.72	(3,588.68)	(2,603.64)	1.98	5.10
FN FM0047 DTD 01/01/2020 3.000% 12/01/2034	3140X3BR8	44,819.96	Citigrou		93.80	42,043.28	(5,612.95)	(4,486.13)	2.86	5.23



Managed Account Fair Market Value & Analytics

For the Month Ending **October 31, 2026**

Dunlap CUSD #323 - Investment Account - 450555 - (40961950)

Security Type/Description Dated Date/Coupon/Maturity	CUSIP	Par	Broker	Next Call Date	Market Price	Market Value	Unreal G/L On Cost	Unreal G/L Amort Cost	Effective Duration	YTM at Mkt
Federal Agency Mortgage-Backed Security										
FN FM5616 DTD 01/01/2021 3.000% 12/01/2034	3140X9G25	46,537.14	Citigrou		94.77	44,103.06	(5,117.23)	(4,083.09)	2.53	5.10
FR SB0364 DTD 06/01/2020 3.500% 06/01/2035	3132CWMM3	39,405.65	JPMorgan		95.41	37,596.46	(4,863.13)	(3,696.09)	3.01	5.04
Security Type Sub-Total		**184,322.00**				**175,574.89**	**(19,868.23)**	**(15,309.84)**	**2.41**	**5.07**
Federal Agency Commercial Mortgage-Backed Security										
FHMS K065 A2 DTD 07/01/2017 3.243% 04/01/2027	3137F1G44	145,999.73	GoldmanS		99.27	144,935.39	7,016.98	81.67	0.42	4.48
FHMS K067 A2 DTD 09/01/2017 3.194% 07/01/2027	3137FAWS3	164,004.17	BMO		98.92	162,238.83	5,768.60	214.75	0.66	4.54
FNA 2024-M6 A2 DTD 11/01/2024 2.952% 07/01/2027	3136BTGM9	185,587.00	WellsFar		99.05	183,817.61	4,726.16	164.03	0.49	4.56
FHMS K068 A2 DTD 10/01/2017 3.244% 08/01/2027	3137FBBX3	163,045.56	WellsFar		98.84	161,153.91	5,611.00	177.52	0.72	4.58
FHMS K069 A2 DTD 11/01/2017 3.187% 09/01/2027	3137FBU79	157,330.10	BOFAML		98.61	155,139.59	5,417.88	58.52	0.85	4.61
FHMS K739 A2 DTD 11/01/2020 1.336% 09/01/2027	3137F64P9	335,758.86	IFP		97.83	328,485.65	18,498.90	1,186.56	0.65	4.55
FHMS K075 A2 DTD 04/01/2018 3.650% 02/01/2028	3137F4X72	167,493.00	MIZU		98.55	165,068.71	500.30	(1,067.73)	1.21	4.68
FHMS K076 A2 DTD 05/01/2018 3.900% 04/01/2028	3137FEZU7	174,709.11	WellsFar		98.72	172,480.52	(263.11)	(1,229.07)	1.31	4.71
FHMS K082 A1 DTD 10/01/2018 3.920% 05/01/2028	3137FJKD0	37,976.34	BNPPSA		99.50	37,784.98	1,048.80	219.12	0.50	4.44
FHMS K077 A2 DTD 06/01/2018 3.850% 05/01/2028	3137FG6X8	175,000.00	MorganSt		98.50	172,370.80	(175.10)	(1,282.64)	1.41	4.77
FHMS K078 A2 DTD 07/01/2018 3.854% 06/01/2028	3137FGR31	175,000.00	MIZU		98.48	172,336.15	(312.29)	(1,403.98)	1.44	4.77
FHMS K092 A1 DTD 05/01/2019 3.125% 10/01/2028	3137FLYU2	53,429.39	WellsFar		98.56	52,659.85	2,384.04	596.35	0.87	4.56
FHMS K097 A2 DTD 09/01/2019 2.508% 07/01/2029	3137FNX54	190,000.00	MorganSt		93.84	178,299.04	968.18	896.86	2.55	4.93

Dunlap CUSD #323 - Investment Account - 450555 - (40961950)

Security Type/Description Dated Date/Coupon/Maturity	CUSIP	Par	Broker	Next Call Date	Market Price	Market Value	Unreal G/L On Cost	Unreal G/L Amort Cost	Effective Duration	YTM at Mkt
Federal Agency Commercial Mortgage-Backed Security										
FNA 2026-M12 A DTD 07/01/2026 2.054% 12/01/2030	3136G6G36	184,554.23	JPMorgan		92.18	170,117.84	(681.33)	(1,166.96)	2.81	4.93
Security Type Sub-Total		**2,309,887.49**				**2,256,888.87**	**50,509.01**	**(2,555.00)**	**1.17**	**4.66**
Federal Agency Collateralized Mortgage Obligation										
FHR 5050 XL DTD 11/01/2020 1.000% 07/01/2036	3137F7TC9	31,692.62	WellsFar		91.18	28,898.79	(2,041.12)	(2,287.48)	1.98	5.49
Security Type Sub-Total		**31,692.62**				**28,898.79**	**(2,041.12)**	**(2,287.48)**	**1.98**	**5.49**
Corporate Note										
AMERICAN HONDA FINANCE DTD 03/13/2024 4.900% 03/12/2027	02665WFD8	20,000.00	MAXE		100.06	20,012.50	12.50	12.50	0.35	4.71
AMERICAN HONDA FINANCE DTD 03/13/2024 4.900% 03/12/2027	02665WFD8	80,000.00	TD Secur		100.06	80,050.00	94.00	55.65	0.35	4.71
UBS AG STAMFORD CT (CALLABLE) DTD 01/10/2025 4.864% 01/10/2028	90261AAD4	250,000.00	UBSS	01/10/27	100.01	250,033.25	(46.75)	25.30	0.21	4.70
ADOBE INC (CALLABLE) DTD 01/17/2025 4.750% 01/17/2028	00724PAH2	150,000.00	JPMorgan	12/17/27	99.89	149,833.80	(86.70)	(132.91)	1.12	4.84
COOPERAT RABOBANK UA/NY DTD 01/21/2025 4.883% 01/21/2028	21688ABK7	250,000.00	BOFAML		100.13	250,335.50	335.50	335.50	1.16	4.76
AMERICAN EXPRESS CO (CALLABLE) DTD 02/16/2024 5.098% 02/16/2028	025816DP1	125,000.00	CIDLY	02/16/27	100.11	125,142.50	(1,063.75)	(57.07)	0.29	4.90
HERSHEY COMPANY (CALLABLE) DTD 02/24/2025 4.550% 02/24/2028	427866BK3	55,000.00	JANE	01/24/28	99.75	54,864.15	(605.55)	(343.02)	1.22	4.74
HERSHEY COMPANY (CALLABLE) DTD 02/24/2025 4.550% 02/24/2028	427866BK3	60,000.00	RBC Capi	01/24/28	99.75	59,851.80	(106.80)	(129.45)	1.22	4.74
ABBVIE INC DTD 03/04/2026 3.775% 03/03/2028	00287YED7	90,000.00	BOFAML		98.67	88,803.45	(1,165.95)	(1,175.84)	1.28	4.81
COMMONWEALTH BK AUSTR NY DTD 03/14/2025 4.423% 03/14/2028	20271RAV2	250,000.00	HSBC		99.51	248,763.00	(1,537.00)	(1,378.94)	1.30	4.80
SALESFORCE INC (CALLABLE) DTD 03/13/2026 4.500% 03/15/2028	79466LAO7	260,000.00	WellsFar	02/15/28	99.34	258,290.50	(1,501.50)	(1,565.57)	1.28	5.00

Dunlap CUSD #323 - Investment Account - 450555 - (40961950)

Security Type/Description Dated Date/Coupon/Maturity	CUSIP	Par	Broker	Next Call Date	Market Price	Market Value	Unreal G/L On Cost	Unreal G/L Amort Cost	Effective Duration	YTM at Mkt
Corporate Note										
MORGAN STANLEY (CALLABLE) DTD 04/20/2022 4.210% 04/20/2028	61747YER2	125,000.00	JANE	04/20/27	99.72	124,645.38	1,152.88	410.08	0.46	5.34
CINTAS CORPORATION NO. 2 (CALLABLE) DTD 05/02/2025 4.200% 05/01/2028	17252MAR1	40,000.00	JANE	04/01/28	99.08	39,631.00	(379.00)	(374.07)	1.41	4.85
CINTAS CORPORATION NO. 2 (CALLABLE) DTD 05/02/2025 4.200% 05/01/2028	17252MAR1	90,000.00	MUFG	04/01/28	99.08	89,169.75	(715.05)	(770.83)	1.41	4.85
CITIGROUP INC (CALLABLE) DTD 05/07/2025 4.643% 05/07/2028	172967PZ8	225,000.00	Citigrou	05/07/27	99.88	224,728.87	(271.13)	(271.13)	0.49	5.03
CUMMINS INC (CALLABLE) DTD 05/09/2025 4.250% 05/09/2028	231021AY2	15,000.00	JPMorgan	04/09/28	99.19	14,877.92	(111.58)	(116.59)	1.40	4.81
CUMMINS INC (CALLABLE) DTD 05/09/2025 4.250% 05/09/2028	231021AY2	100,000.00	MorganSt	04/09/28	99.19	99,186.10	(866.90)	(840.99)	1.40	4.81
WESTPAC BANKING CORP NY DTD 05/14/2026 4.150% 05/11/2028	9612EVAA7	250,000.00	Citigrou		99.15	247,884.75	(1,960.25)	(1,995.49)	1.43	4.73
SERVICENOW INC DTD 05/15/2026 4.250% 05/15/2028	81762PAF9	25,000.00	Barclays		98.94	24,736.00	(173.50)	(193.70)	1.44	4.97
HSBC USA INC DTD 06/03/2025 4.650% 06/03/2028	40428HR95	200,000.00	UBSS		99.48	198,954.40	(1,123.60)	(1,088.30)	1.48	4.99
ANALOG DEVICES INC (CALLABLE) DTD 06/16/2025 4.250% 06/15/2028	032654BD6	165,000.00	BOFAML	05/15/28	99.02	163,383.99	(1,437.81)	(1,517.02)	1.50	4.88
LOCKHEED MARTIN CORP (CALLABLE) DTD 07/28/2025 4.150% 08/15/2028	539830CK3	50,000.00	JPMorgan	07/15/28	98.68	49,337.85	(933.65)	(837.68)	1.67	4.93
LOCKHEED MARTIN CORP (CALLABLE) DTD 07/28/2025 4.150% 08/15/2028	539830CK3	115,000.00	MorganSt	07/15/28	98.68	113,477.06	(1,800.09)	(1,690.48)	1.67	4.93
CATERPILLAR FINL SERVICE DTD 08/15/2025 4.100% 08/15/2028	14913UBB5	125,000.00	BOFAML		98.74	123,421.25	(1,600.00)	(1,591.77)	1.69	4.84
ABBVIE INC DTD 08/18/2026 4.500% 08/18/2028	00287YEK1	170,000.00	JPMorgan		99.33	168,863.38	(1,085.62)	(1,090.78)	1.69	4.89
NOVARTIS CAPITAL CORP (CALLABLE) DTD 11/05/2025 3.900% 11/05/2028	66989HAX6	55,000.00	CIDLY	10/05/28	98.22	54,018.91	(984.39)	(983.32)	1.85	4.84
NOVARTIS CAPITAL CORP (CALLABLE) DTD 11/05/2025 3.900% 11/05/2028	66989HAX6	120,000.00	JPMorgan	10/05/28	98.22	117,859.44	(2,114.16)	(2,122.63)	1.85	4.84
PACCAR FINANCIAL CORP DTD 11/07/2025 4.000% 11/07/2028	69371RU20	50,000.00	MUFG		98.28	49,140.20	(831.80)	(840.62)	1.87	4.91

Dunlap CUSD #323 - Investment Account - 450555 - (40961950)

Security Type/Description Dated Date/Coupon/Maturity	CUSIP	Par	Broker	Next Call Date	Market Price	Market Value	Unreal G/L On Cost	Unreal G/L Amort Cost	Effective Duration	YTM at Mkt
Corporate Note										
TEXAS INSTRUMENTS INC DTD 11/09/2026 5.000% 11/09/2028	**882508CN2**	**55,000.00**	**BOFAML**		**100.26**	**55,141.96**	**237.11**	**237.11**	**1.88**	**4.86**
MORGAN STANLEY PVT BANK (CALLABLE) DTD 11/19/2025 4.204% 11/17/2028	61776NZU0	250,000.00	MorganSt	11/17/27	99.23	248,066.75	(1,933.25)	(1,933.25)	0.99	4.86
AMAZON.COM INC (CALLABLE) DTD 11/20/2025 3.900% 11/20/2028	023135CS3	220,000.00	JPMorgan	10/20/28	97.98	215,545.00	(4,406.60)	(4,421.47)	1.89	4.95
AUST & NZ BANKING GRP NY DTD 12/08/2025 3.919% 12/08/2028	05253JB83	250,000.00	MorganSt		98.22	245,556.75	(4,443.25)	(4,443.25)	1.96	4.82
NATIONAL AUSTRALIA BK/NY DTD 01/13/2026 3.850% 12/13/2028	632525CQ2	250,000.00	MorganSt		97.96	244,905.25	(5,004.75)	(5,028.82)	1.97	4.87
GOLDMAN SACHS GROUP INC (CALLABLE) DTD 01/21/2026 4.148% 01/21/2029	38145GAP5	105,000.00	GoldmanS	01/21/28	98.83	103,774.65	(1,225.35)	(1,225.35)	1.18	4.94
PNC FINANCIAL SERVICES (CALLABLE) DTD 01/26/2026 4.075% 01/26/2029	693475CG8	120,000.00	PNCBank	01/26/28	98.97	118,761.96	(1,238.04)	(1,238.04)	1.21	4.78
TRUIST BANK (CALLABLE) DTD 01/27/2026 4.144% 01/27/2029	89788JAJ8	250,000.00	Suntrust	01/27/28	98.85	247,135.50	(2,864.50)	(2,864.50)	1.19	4.90
BANK OF NY MELLON CORP (CALLABLE) DTD 01/31/2023 4.543% 02/01/2029	06406RBN6	250,000.00	GoldmanS	02/01/28	99.52	248,787.75	(2,244.75)	(1,909.43)	1.19	5.03
AMERICAN EXPRESS CO (CALLABLE) DTD 02/10/2026 4.009% 02/09/2029	025816EN5	115,000.00	MorganSt	02/09/28	98.80	113,614.60	(1,385.40)	(1,385.40)	1.24	4.80
NATIONAL RURAL UTIL COOP (CALLABLE) DTD 02/09/2026 4.050% 02/09/2029	63743HGE6	120,000.00	RBC Capi	01/09/29	97.68	117,213.12	(2,716.08)	(2,732.74)	2.11	5.14
CATERPILLAR FINL SERVICE DTD 02/24/2026 3.750% 02/23/2029	14913UBJ8	300,000.00	Barclays		97.31	291,943.20	(7,660.80)	(7,747.76)	2.17	4.99
ASTRAZENECA FINANCE LLC (CALLABLE) DTD 02/26/2024 4.850% 02/26/2029	04636NAL7	175,000.00	BOFAML	01/26/29	99.93	174,871.73	(3,383.27)	(2,711.07)	2.12	4.88
JOHN DEERE CAPITAL CORP DTD 03/10/2026 3.900% 03/09/2029	24422EYK9	80,000.00	Citigrou		97.67	78,137.84	(1,754.96)	(1,776.98)	2.20	4.96
ABBOTT LABORATORIES (CALLABLE) DTD 03/09/2026 3.700% 03/09/2029	002824BR0	240,000.00	MorganSt	02/09/29	97.31	233,541.12	(6,154.08)	(6,217.09)	2.19	4.92
AMAZON.COM INC (CALLABLE) DTD 03/13/2026 4.000% 03/13/2029	023135DC7	195,000.00	JPMorgan	02/13/29	97.54	190,196.76	(4,781.79)	(4,786.24)	2.19	5.12

Dunlap CUSD #323 - Investment Account - 450555 - (40961950)

Security Type/Description Dated Date/Coupon/Maturity	CUSIP	Par	Broker	Next Call Date	Market Price	Market Value	Unreal G/L On Cost	Unreal G/L Amort Cost	Effective Duration	YTM at Mkt
Corporate Note										
TOYOTA MOTOR CREDIT CORP DTD 03/13/2026 4.050% 03/13/2029	89236TPQ2	220,000.00	MUFG		97.96	215,508.26	(4,412.54)	(4,428.83)	2.21	4.97
NOVARTIS CAPITAL CORP (CALLABLE) DTD 03/18/2026 4.100% 03/16/2029	66989HBF4	100,000.00	JPMorgan	02/16/29	98.32	98,320.40	(1,562.60)	(1,585.78)	2.20	4.86
UBS AG STAMFORD CT (CALLABLE) DTD 03/16/2026 4.302% 03/16/2029	90261AAG7	250,000.00	MUFG	03/16/28	99.02	247,547.50	(2,490.00)	(2,478.91)	1.31	4.94
NATIONAL RURAL UTIL COOP (CALLABLE) DTD 05/11/2026 4.400% 05/11/2029	63743HGF3	80,000.00	MIZU	04/11/29	98.13	78,502.00	(1,480.40)	(1,483.04)	2.29	5.20
ELI LILLY & CO (CALLABLE) DTD 05/20/2026 4.150% 05/20/2029	532457DK1	75,000.00	Citigrou	04/20/29	98.35	73,763.33	(1,192.42)	(1,198.73)	2.32	4.84
WELLS FARGO & COMPANY (CALLABLE) DTD 05/20/2026 4.577% 05/20/2029	95000U4H3	150,000.00	WellsFar	05/20/28	99.15	148,729.65	(1,270.35)	(1,270.35)	1.47	4.97
GOLDMAN SACHS BANK USA (CALLABLE) DTD 06/03/2026 4.656% 06/03/2029	38151LAJ9	200,000.00	JPMorgan	06/03/28	99.20	198,399.00	(1,687.00)	(1,670.05)	1.51	5.00
NATIONAL AUSTRALIA BK/NY DTD 06/04/2026 4.434% 06/04/2029	632525CT6	250,000.00	BOFAML		98.75	246,866.50	(3,133.50)	(3,133.50)	2.37	4.95
MASTERCARD INC (CALLABLE) DTD 06/08/2026 4.425% 06/08/2029	57636QBK9	250,000.00	JPMorgan	05/08/29	98.84	247,102.00	(2,850.50)	(2,856.65)	2.36	4.90
NVIDIA CORP (CALLABLE) DTD 06/18/2026 4.350% 06/15/2029	67066GAQ7	500,000.00	GoldmanS	05/15/29	98.00	490,016.50	(9,748.50)	(9,776.34)	2.38	5.17
AMAZON.COM INC (CALLABLE) DTD 07/09/2026 4.600% 07/09/2029	023135EB8	175,000.00	JPMorgan	06/09/29	98.56	172,480.18	(2,470.82)	(2,475.62)	2.43	5.18
ACCENTURE CAPITAL INC (CALLABLE) DTD 07/10/2026 4.750% 07/10/2029	00440KAF0	80,000.00	BOFAML	06/10/29	99.15	79,317.60	(668.80)	(670.21)	2.43	5.09
ACCENTURE CAPITAL INC (CALLABLE) DTD 07/10/2026 4.750% 07/10/2029	00440KAF0	95,000.00	TD Secur	06/10/29	99.15	94,189.65	(951.90)	(937.89)	2.43	5.09
STATE STREET BANK & TR DTD 07/23/2026 4.701% 07/23/2029	85744NAE1	250,000.00	BOFAML		99.45	248,624.25	(1,603.25)	(1,584.04)	2.50	4.92
ALPHABET INC (CALLABLE) DTD 08/10/2026 4.625% 08/10/2029	02079KCN5	160,000.00	JPMorgan	07/10/29	98.88	158,213.76	(1,303.04)	(1,337.48)	2.52	5.06
ADVANCED MICRO DEVICES (CALLABLE) DTD 08/17/2026 4.600% 08/17/2029	007903BK2	250,000.00	WellsFar	07/17/29	98.49	246,235.00	(3,487.50)	(3,505.84)	2.54	5.18
PACCAR FINANCIAL CORP DTD 09/10/2026 4.750% 09/10/2029	69371RU79	175,000.00	TD Secur		99.37	173,897.33	(981.92)	(987.57)	2.63	4.99



Managed Account Fair Market Value & Analytics

For the Month Ending **October 31, 2026**

Dunlap CUSD #323 - Investment Account - 450555 - (40961950)

Security Type/Description Dated Date/Coupon/Maturity	CUSIP	Par	Broker	Next Call Date	Market Price	Market Value	Unreal G/L On Cost	Unreal G/L Amort Cost	Effective Duration	YTM at Mkt
Corporate Note										
JOHN DEERE CAPITAL CORP DTD 09/11/2026 4.800% 09/11/2029	24422EYT0	200,000.00	MUFG		99.55	199,103.80	(830.20)	(833.31)	2.63	4.97
GLAXOSMITHKLINE CAP INC (CALLABLE) DTD 09/15/2026 4.850% 09/14/2029	377372AS6	115,000.00	BOFAML	08/14/29	99.43	114,348.41	(613.64)	(615.36)	2.60	5.06
CITIGROUP INC (CALLABLE) DTD 09/24/2026 5.266% 09/24/2029	172967QN4	115,000.00	Citigrou	09/24/28	99.96	114,959.52	(40.48)	(40.48)	1.80	5.07
BANK OF AMERICA CORP (CALLABLE) DTD 10/20/2026 5.385% 10/20/2029	06051GNE5	500,000.00	BOFAML	10/20/28	100.29	501,469.00	1,469.00	1,469.00	1.86	5.06
MICROSOFT CORP (CALLABLE) DTD 11/04/2026 5.000% 11/03/2029	**594918DA9**	**320,000.00**	**WellsFar**	**10/03/29**	**99.99**	**319,971.20**	**288.00**	**288.00**	**2.72**	**5.00**
Security Type Sub-Total		**10,995,000.00**				**10,884,055.48**	**(112,889.77)**	**(111,566.43)**	**1.76**	**4.95**
Bank Note										
TRUIST BANK (CALLABLE) DTD 07/24/2025 4.420% 07/24/2028	89788JAF6	250,000.00	Suntrust	07/24/27	99.64	249,109.75	(890.25)	(890.25)	0.70	4.81
Security Type Sub-Total		**250,000.00**				**249,109.75**	**(890.25)**	**(890.25)**	**0.70**	**4.81**
Managed Account Sub-Total		**34,505,902.11**				**34,026,068.03**	**(320,826.97)**	**(391,237.91)**	**1.75**	**4.72**
Local Government Investment Pool										
Illinois Portfolio, IIIT Class		97,026.35			1.00	97,026.35	0.00	0.00	0.00	
Liquid Sub-Total		**97,026.35**				**97,026.35**	**0.00**	**0.00**	**0.00**	
Securities Sub-Total		**$34,602,928.46**				**$34,123,094.38**	**($320,826.97)**	**($391,237.91)**	**1.75**	**4.72%**
Accrued Interest						**$348,101.60**				
Total Investments						**$34,471,195.98**				

Bolded items are forward settling trades.



Managed Account Security Transactions & Interest

For the Month Ending **October 31, 2026**

Dunlap CUSD #323 - Investment Account - 450555 - (40961950)

Transaction Type Trade	Settle	Security Description	CUSIP	Par	Principal Proceeds	Accrued Interest	Total	Realized G/L Cost	Realized G/L Amort Cost	Sale Method
BUY										
09/23/26	10/14/26	ILLINOIS ST-A-TXBL DTD 10/14/2026 5.170% 10/01/2029	452153RP6	345,000.00	(345,000.00)	0.00	(345,000.00)			
10/01/26	10/02/26	US TREASURY N/B DTD 09/15/2026 4.375% 09/15/2029	91282CRL7	350,000.00	(344,380.86)	(719.10)	(345,099.96)			
10/15/26	10/22/26	NEW YORK CITY-G-1 DTD 10/22/2026 5.302% 10/01/2029	64966SF84	100,000.00	(100,000.00)	0.00	(100,000.00)			
10/16/26	10/20/26	BANK OF AMERICA CORP (CALLABLE) DTD 10/20/2026 5.385% 10/20/2029	06051GNE5	500,000.00	(500,000.00)	0.00	(500,000.00)			
10/26/26	**11/09/26**	**TEXAS INSTRUMENTS INC DTD 11/09/2026 5.000% 11/09/2028**	**882508CN2**	**55,000.00**	**(54,904.85)**	**0.00**	**(54,904.85)**			
10/29/26	**11/04/26**	**MICROSOFT CORP (CALLABLE) DTD 11/04/2026 5.000% 11/03/2029**	**594918DA9**	**320,000.00**	**(319,683.20)**	**0.00**	**(319,683.20)**			
Transaction Type Sub-Total				**1,670,000.00**	**(1,663,968.91)**	**(719.10)**	**(1,664,688.01)**			
INTEREST										
10/01/26	10/15/26	FHR 5050 XL DTD 11/01/2020 1.000% 07/01/2036	3137F7TC9		0.00	27.25	27.25			
10/01/26	10/15/26	FG J32374 DTD 07/01/2015 2.500% 11/01/2028	31307NT79		0.00	44.80	44.80			
10/01/26	10/25/26	FR SB0364 DTD 06/01/2020 3.500% 06/01/2035	3132CWMM3		0.00	116.62	116.62			
10/01/26	10/25/26	FN BM4614 DTD 10/01/2018 3.000% 03/01/2033	3140J9DU2		0.00	85.90	85.90			
10/01/26	10/25/26	FHMS K076 A2 DTD 05/01/2018 3.900% 04/01/2028	3137FEZU7		0.00	568.66	568.66			
10/01/26	10/25/26	FN FM5616 DTD 01/01/2021 3.000% 12/01/2034	3140X9G25		0.00	118.03	118.03			
10/01/26	10/25/26	FHMS K077 A2 DTD 06/01/2018 3.850% 05/01/2028	3137FG6X8		0.00	561.46	561.46			
10/01/26	10/25/26	FN FM0047 DTD 01/01/2020 3.000% 12/01/2034	3140X3BR8		0.00	114.08	114.08			

Dunlap CUSD #323 - Investment Account - 450555 - (40961950)

Transaction Type					Principal	Accrued		Realized G/L	Realized G/L	Sale
Trade	Settle	Security Description	CUSIP	Par	Proceeds	Interest	Total	Cost	Amort Cost	Method
INTEREST										
10/01/26	10/25/26	FHMS K078 A2 DTD 07/01/2018 3.854% 06/01/2028	3137FGR31		0.00	562.04	562.04			
10/01/26	10/25/26	FHMS K067 A2 DTD 09/01/2017 3.194% 07/01/2027	3137FAWS3		0.00	444.73	444.73			
10/01/26	10/25/26	FHMS K739 A2 DTD 11/01/2020 1.336% 09/01/2027	3137F64P9		0.00	374.23	374.23			
10/01/26	10/25/26	FHMS K082 A1 DTD 10/01/2018 3.920% 05/01/2028	3137FJKD0		0.00	135.82	135.82			
10/01/26	10/25/26	FHMS K097 A2 DTD 09/01/2019 2.508% 07/01/2029	3137FNX54		0.00	397.10	397.10			
10/01/26	10/25/26	FHMS K065 A2 DTD 07/01/2017 3.243% 04/01/2027	3137F1G44		0.00	431.53	431.53			
10/01/26	10/25/26	FHMS K069 A2 DTD 11/01/2017 3.187% 09/01/2027	3137FBU79		0.00	418.64	418.64			
10/01/26	10/25/26	FHMS K068 A2 DTD 10/01/2017 3.244% 08/01/2027	3137FBBX3		0.00	446.05	446.05			
10/01/26	10/25/26	FHMS K092 A1 DTD 05/01/2019 3.125% 10/01/2028	3137FLYU2		0.00	146.04	146.04			
10/01/26	10/25/26	FNA 2024-M6 A2 DTD 11/01/2024 2.952% 07/01/2027	3136BTGM9		0.00	457.25	457.25			
10/01/26	10/25/26	FNA 2026-M12 A DTD 07/01/2026 2.054% 12/01/2030	3136G6G36		0.00	316.12	316.12			
10/01/26	10/25/26	FHMS K075 A2 DTD 04/01/2018 3.650% 02/01/2028	3137F4X72		0.00	510.28	510.28			
10/15/26	10/15/26	US TREASURY N/B DTD 04/15/2026 3.875% 04/15/2029	91282COJ3		0.00	33,421.88	33,421.88			
10/15/26	10/15/26	US TREASURY N/B DTD 10/15/2025 3.500% 10/15/2028	91282CPC9		0.00	14,875.00	14,875.00			
10/20/26	10/20/26	MORGAN STANLEY (CALLABLE) DTD 04/20/2022 4.210% 04/20/2028	61747YER2		0.00	2,631.25	2,631.25			
Transaction Type Sub-Total					**0.00**	**57,204.76**	**57,204.76**			
PAYDOWNS										



Dunlap CUSD #323 - Investment Account - 450555 - (40961950)

Transaction Type Trade	Settle	Security Description	CUSIP	Par	Principal Proceeds	Accrued Interest	Total	Realized G/L Cost	Realized G/L Amort Cost	Sale Method
PAYDOWNS										
10/01/26	10/15/26	FHR 5050 XL DTD 11/01/2020 1.000% 07/01/2036	3137F7TC9	1,002.80	1,002.80	0.00	1,002.80	23.82	16.16	
10/01/26	10/15/26	FG J32374 DTD 07/01/2015 2.500% 11/01/2028	31307NT79	1,410.08	1,410.08	0.00	1,410.08	(24.68)	(7.76)	
10/01/26	10/25/26	FHMS K076 A2 DTD 05/01/2018 3.900% 04/01/2028	3137FEZU7	263.75	263.75	0.00	263.75	2.97	1.59	
10/01/26	10/25/26	FR SB0364 DTD 06/01/2020 3.500% 06/01/2035	3132CWMM3	579.92	579.92	0.00	579.92	(44.94)	(28.04)	
10/01/26	10/25/26	FN FM0047 DTD 01/01/2020 3.000% 12/01/2034	3140X3BR8	811.72	811.72	0.00	811.72	(51.37)	(31.28)	
10/01/26	10/25/26	FHMS K739 A2 DTD 11/01/2020 1.336% 09/01/2027	3137F64P9	378.65	378.65	0.00	378.65	29.06	10.39	
10/01/26	10/25/26	FN BM4614 DTD 10/01/2018 3.000% 03/01/2033	3140J9DU2	896.42	896.42	0.00	896.42	(58.83)	(32.86)	
10/01/26	10/25/26	FHMS K092 A1 DTD 05/01/2019 3.125% 10/01/2028	3137FLYU2	2,651.10	2,651.10	0.00	2,651.10	156.48	70.47	
10/01/26	10/25/26	FNA 2026-M12 A DTD 07/01/2026 2.054% 12/01/2030	3136G6G36	151.13	151.13	0.00	151.13	11.26	11.07	
10/01/26	10/25/26	FHMS K075 A2 DTD 04/01/2018 3.650% 02/01/2028	3137F4X72	269.52	269.52	0.00	269.52	4.71	2.32	
10/01/26	10/25/26	FN FM5616 DTD 01/01/2021 3.000% 12/01/2034	3140X9G25	675.74	675.74	0.00	675.74	(38.96)	(24.19)	
10/01/26	10/25/26	FHMS K067 A2 DTD 09/01/2017 3.194% 07/01/2027	3137FAWS3	995.83	995.83	0.00	995.83	45.75	13.33	
10/01/26	10/25/26	FHMS K082 A1 DTD 10/01/2018 3.920% 05/01/2028	3137FJKD0	3,600.61	3,600.61	0.00	3,600.61	117.58	40.99	
10/01/26	10/25/26	FHMS K068 A2 DTD 10/01/2017 3.244% 08/01/2027	3137FBBX3	1,954.44	1,954.44	0.00	1,954.44	89.93	27.23	
10/01/26	10/25/26	FHMS K069 A2 DTD 11/01/2017 3.187% 09/01/2027	3137FBU79	302.02	302.02	0.00	302.02	14.61	4.70	
10/01/26	10/25/26	FHMS K065 A2 DTD 07/01/2017 3.243% 04/01/2027	3137F1G44	13,679.75	13,679.75	0.00	13,679.75	757.19	125.89	
10/01/26	10/25/26	FNA 2024-M6 A2 DTD 11/01/2024 2.952% 07/01/2027	3136BTGM9	287.06	287.06	0.00	287.06	10.05	3.32	



Managed Account Security Transactions & Interest

For the Month Ending **October 31, 2026**

Dunlap CUSD #323 - Investment Account - 450555 - (40961950)

Transaction Type					Principal	Accrued		Realized G/L	Realized G/L	Sale
Trade	Settle	Security Description	CUSIP	Par	Proceeds	Interest	Total	Cost	Amort Cost	Method
Transaction Type Sub-Total				**29,910.54**	**29,910.54**	**0.00**	**29,910.54**	**1,044.63**	**203.33**	
SELL										
10/01/26	10/02/26	US TREASURY N/B DTD 11/15/2024 4.125% 11/15/2027	91282CLX7	350,000.00	348,044.92	5,492.53	353,537.45	(1,832.03)	(1,906.97)	FIFO
10/02/26	10/09/26	US TREASURY N/B DTD 11/15/2024 4.125% 11/15/2027	91282CLX7	325,000.00	323,438.48	5,355.21	328,793.69	(1,447.26)	(1,517.59)	FIFO
10/14/26	10/21/26	US TREASURY N/B DTD 11/15/2024 4.125% 11/15/2027	91282CLX7	50,000.00	49,728.52	891.13	50,619.65	(253.90)	(264.92)	FIFO
10/16/26	10/20/26	US TREASURY N/B DTD 11/15/2024 4.125% 11/15/2027	91282CLX7	150,000.00	149,296.88	2,656.59	151,953.47	(650.39)	(683.38)	FIFO
10/16/26	10/20/26	US TREASURY N/B DTD 09/15/2026 4.375% 09/15/2029	91282CRL7	350,000.00	345,830.08	1,480.49	347,310.57	1,449.22	1,360.25	FIFO
10/19/26	10/26/26	US TREASURY N/B DTD 11/15/2024 4.125% 11/15/2027	91282CLX7	50,000.00	49,757.81	919.16	50,676.97	(224.61)	(235.71)	FIFO
10/30/26	**11/04/26**	**CHEVRON USA INC (CALLABLE) DTD 02/26/2025 4.475% 02/26/2028**	**166756BB1**	**265,000.00**	**264,104.30**	**2,239.99**	**266,344.29**	**(895.70)**	**(895.70)**	**FIFO**
Transaction Type Sub-Total				**1,540,000.00**	**1,530,200.99**	**19,035.10**	**1,549,236.09**	**(3,854.67)**	**(4,144.02)**	
Managed Account Sub-Total					**(103,857.38)**	**75,520.76**	**(28,336.62)**	**(2,810.04)**	**(3,940.69)**	
Total Security Transactions					**($103,857.38)**	**$75,520.76**	**($28,336.62)**	**($2,810.04)**	**($3,940.69)**	

Bolded items are forward settling trades.

Dunlap CUSD #323 - Investment Account - 450555

Trade Date	Settlement Date	Transaction Description	Share or Unit Price	Dollar Amount of Transaction	Total Shares Owned
Illinois Portfolio, IIIT Class					
Opening Balance					**19,467.67**
10/02/26	10/02/26	Purchase - Principal 91282CLX7	1.00	348,044.92	367,512.59
10/02/26	10/02/26	Purchase - Interest 91282CLX7	1.00	5,492.53	373,005.12
10/02/26	10/02/26	Redemption - Principal 91282CRL7	1.00	(344,380.86)	28,624.26
10/02/26	10/02/26	Redemption - Interest 91282CRL7	1.00	(719.10)	27,905.16
10/09/26	10/09/26	Purchase - Principal 91282CLX7	1.00	323,438.48	351,343.64
10/09/26	10/09/26	Purchase - Interest 91282CLX7	1.00	5,355.21	356,698.85
10/14/26	10/14/26	Redemption - Principal 452153RP6	1.00	(345,000.00)	11,698.85
10/15/26	10/15/26	Purchase - Interest 91282CPC9	1.00	14,875.00	26,573.85
10/15/26	10/15/26	Purchase - Interest 91282CQJ3	1.00	33,421.88	59,995.73
10/15/26	10/15/26	Purchase - Interest 31307NT79	1.00	44.80	60,040.53
10/15/26	10/15/26	Purchase - Interest 3137F7TC9	1.00	27.25	60,067.78
10/15/26	10/15/26	Purchase - Principal 31307NT79	1.00	1,410.08	61,477.86
10/15/26	10/15/26	Purchase - Principal 3137F7TC9	1.00	1,002.80	62,480.66
10/20/26	10/20/26	Purchase - Interest 61747YER2	1.00	2,631.25	65,111.91
10/20/26	10/20/26	Purchase - Interest 91282CLX7	1.00	2,656.59	67,768.50
10/20/26	10/20/26	Purchase - Principal 91282CLX7	1.00	149,296.88	217,065.38
10/20/26	10/20/26	Purchase - Interest 91282CRL7	1.00	1,480.49	218,545.87
10/20/26	10/20/26	Purchase - Principal 91282CRL7	1.00	345,830.08	564,375.95
10/20/26	10/20/26	Redemption - Principal 06051GNE5	1.00	(500,000.00)	64,375.95
10/21/26	10/21/26	Purchase - Principal 91282CLX7	1.00	49,728.52	114,104.47
10/21/26	10/21/26	Purchase - Interest 91282CLX7	1.00	891.13	114,995.60

Dunlap CUSD #323 - Investment Account - 450555

Trade Date	Settlement Date	Transaction Description	Share or Unit Price	Dollar Amount of Transaction	Total Shares Owned
Illinois Portfolio, IIIT Class					
10/22/26	10/22/26	Redemption - Principal 64966SF84	1.00	(100,000.00)	14,995.60
10/26/26	10/26/26	Purchase - Interest 3132CWMM3	1.00	116.62	15,112.22
10/26/26	10/26/26	Purchase - Interest 3136BTGM9	1.00	457.25	15,569.47
10/26/26	10/26/26	Purchase - Interest 3136G6G36	1.00	316.12	15,885.59
10/26/26	10/26/26	Purchase - Interest 3137F1G44	1.00	431.53	16,317.12
10/26/26	10/26/26	Purchase - Interest 3137F4X72	1.00	510.28	16,827.40
10/26/26	10/26/26	Purchase - Interest 3137F64P9	1.00	374.23	17,201.63
10/26/26	10/26/26	Purchase - Interest 3137FEZU7	1.00	568.66	17,770.29
10/26/26	10/26/26	Purchase - Interest 3137FG6X8	1.00	561.46	18,331.75
10/26/26	10/26/26	Purchase - Interest 3137FGR31	1.00	562.04	18,893.79
10/26/26	10/26/26	Purchase - Interest 3137FJKD0	1.00	135.82	19,029.61
10/26/26	10/26/26	Purchase - Interest 3137FLYU2	1.00	146.04	19,175.65
10/26/26	10/26/26	Purchase - Interest 3137FNX54	1.00	397.10	19,572.75
10/26/26	10/26/26	Purchase - Interest 3140J9DU2	1.00	85.90	19,658.65
10/26/26	10/26/26	Purchase - Interest 3140X3BR8	1.00	114.08	19,772.73
10/26/26	10/26/26	Purchase - Interest 3140X9G25	1.00	118.03	19,890.76
10/26/26	10/26/26	Purchase - Interest 3137FEZU7	1.00	568.66	20,459.42
10/26/26	10/26/26	Purchase - Interest 3137FG6X8	1.00	561.46	21,020.88
10/26/26	10/26/26	Purchase - Interest 3137FGR31	1.00	562.04	21,582.92
10/26/26	10/26/26	Purchase - Interest 3137FJKD0	1.00	135.82	21,718.74
10/26/26	10/26/26	Purchase - Interest 3137FLYU2	1.00	146.04	21,864.78
10/26/26	10/26/26	Purchase - Interest 3137FNX54	1.00	397.10	22,261.88

Dunlap CUSD #323 - Investment Account - 450555

Trade Date	Settlement Date	Transaction Description	Share or Unit Price	Dollar Amount of Transaction	Total Shares Owned
Illinois Portfolio, IIIT Class					
10/26/26	10/26/26	Purchase - Interest 3140J9DU2	1.00	85.90	22,347.78
10/26/26	10/26/26	Purchase - Interest 3140X3BR8	1.00	114.08	22,461.86
10/26/26	10/26/26	Purchase - Interest 3140X9G25	1.00	118.03	22,579.89
10/26/26	10/26/26	Purchase - Interest 3137FAWS3	1.00	439.18	23,019.07
10/26/26	10/26/26	Purchase - Interest 3137FBBX3	1.00	446.05	23,465.12
10/26/26	10/26/26	Purchase - Interest 3137FBU79	1.00	418.64	23,883.76
10/26/26	10/26/26	Purchase - Interest 3132CWMM3	1.00	116.62	24,000.38
10/26/26	10/26/26	Purchase - Interest 3136BTGM9	1.00	457.25	24,457.63
10/26/26	10/26/26	Purchase - Interest 3136G6G36	1.00	316.12	24,773.75
10/26/26	10/26/26	Purchase - Interest 3137F1G44	1.00	431.53	25,205.28
10/26/26	10/26/26	Purchase - Interest 3137F4X72	1.00	510.28	25,715.56
10/26/26	10/26/26	Purchase - Interest 3137F64P9	1.00	374.23	26,089.79
10/26/26	10/26/26	Purchase - Interest 3137FAWS3	1.00	439.18	26,528.97
10/26/26	10/26/26	Purchase - Interest 3137FBBX3	1.00	446.05	26,975.02
10/26/26	10/26/26	Purchase - Interest 3137FBU79	1.00	418.64	27,393.66
10/26/26	10/26/26	Purchase - Interest 91282CLX7	1.00	919.16	28,312.82
10/26/26	10/26/26	Purchase - Principal 91282CLX7	1.00	49,757.81	78,070.63
10/26/26	10/26/26	Purchase - Principal 3132CWMM3	1.00	579.92	78,650.55
10/26/26	10/26/26	Purchase - Principal 3140J9DU2	1.00	896.42	79,546.97
10/26/26	10/26/26	Purchase - Principal 3140X3BR8	1.00	811.72	80,358.69
10/26/26	10/26/26	Purchase - Principal 3140X9G25	1.00	675.74	81,034.43
10/26/26	10/26/26	Purchase - Principal 3136BTGM9	1.00	287.06	81,321.49

Dunlap CUSD #323 - Investment Account - 450555

Trade Date	Settlement Date	Transaction Description	Share or Unit Price	Dollar Amount of Transaction	Total Shares Owned
Illinois Portfolio, IIIT Class					
10/26/26	10/26/26	Purchase - Principal 3136G6G36	1.00	151.13	81,472.62
10/26/26	10/26/26	Purchase - Principal 3132CWMM3	1.00	579.92	82,052.54
10/26/26	10/26/26	Purchase - Principal 3140J9DU2	1.00	896.42	82,948.96
10/26/26	10/26/26	Purchase - Principal 3140X3BR8	1.00	811.72	83,760.68
10/26/26	10/26/26	Purchase - Principal 3140X9G25	1.00	675.74	84,436.42
10/26/26	10/26/26	Purchase - Principal 3136BTGM9	1.00	287.06	84,723.48
10/26/26	10/26/26	Purchase - Principal 3136G6G36	1.00	151.13	84,874.61
10/26/26	10/26/26	Purchase - Principal 3137FAWS3	1.00	995.83	85,870.44
10/26/26	10/26/26	Purchase - Principal 3137FEZU7	1.00	263.75	86,134.19
10/26/26	10/26/26	Purchase - Principal 3137FAWS3	1.00	995.83	87,130.02
10/26/26	10/26/26	Purchase - Principal 3137FEZU7	1.00	263.75	87,393.77
10/26/26	10/26/26	Purchase - Principal 3137FJKD0	1.00	3,600.61	90,994.38
10/26/26	10/26/26	Purchase - Principal 3137F4X72	1.00	269.52	91,263.90
10/26/26	10/26/26	Purchase - Principal 3137FLYU2	1.00	2,651.10	93,915.00
10/26/26	10/26/26	Purchase - Principal 3137F64P9	1.00	378.65	94,293.65
10/26/26	10/26/26	Purchase - Interest 3132CWMM3	1.00	(116.62)	94,177.03
10/26/26	10/26/26	Purchase - Interest 3136BTGM9	1.00	(457.25)	93,719.78
10/26/26	10/26/26	Purchase - Interest 3136G6G36	1.00	(316.12)	93,403.66
10/26/26	10/26/26	Purchase - Interest 3137F1G44	1.00	(431.53)	92,972.13
10/26/26	10/26/26	Purchase - Interest 3137F4X72	1.00	(510.28)	92,461.85
10/26/26	10/26/26	Purchase - Interest 3137F64P9	1.00	(374.23)	92,087.62
10/26/26	10/26/26	Purchase - Interest 3137FEZU7	1.00	(568.66)	91,518.96

Dunlap CUSD #323 - Investment Account - 450555

Trade Date	Settlement Date	Transaction Description	Share or Unit Price	Dollar Amount of Transaction	Total Shares Owned
Illinois Portfolio, IIIT Class					
10/26/26	10/26/26	Purchase - Interest 3137FG6X8	1.00	(561.46)	90,957.50
10/26/26	10/26/26	Purchase - Interest 3137FGR31	1.00	(562.04)	90,395.46
10/26/26	10/26/26	Purchase - Interest 3137FJKD0	1.00	(135.82)	90,259.64
10/26/26	10/26/26	Purchase - Interest 3137FLYU2	1.00	(146.04)	90,113.60
10/26/26	10/26/26	Purchase - Interest 3137FNX54	1.00	(397.10)	89,716.50
10/26/26	10/26/26	Purchase - Interest 3140J9DU2	1.00	(85.90)	89,630.60
10/26/26	10/26/26	Purchase - Interest 3140X3BR8	1.00	(114.08)	89,516.52
10/26/26	10/26/26	Purchase - Interest 3140X9G25	1.00	(118.03)	89,398.49
10/26/26	10/26/26	Purchase - Interest 3137FAWS3	1.00	(439.18)	88,959.31
10/26/26	10/26/26	Purchase - Interest 3137FBBX3	1.00	(446.05)	88,513.26
10/26/26	10/26/26	Purchase - Interest 3137FBU79	1.00	(418.64)	88,094.62
10/26/26	10/26/26	Purchase - Principal 3137FEZU7	1.00	(263.75)	87,830.87
10/26/26	10/26/26	Purchase - Principal 3137FAWS3	1.00	(995.83)	86,835.04
10/26/26	10/26/26	Purchase - Principal 3132CWMM3	1.00	(579.92)	86,255.12
10/26/26	10/26/26	Purchase - Principal 3140J9DU2	1.00	(896.42)	85,358.70
10/26/26	10/26/26	Purchase - Principal 3140X3BR8	1.00	(811.72)	84,546.98
10/26/26	10/26/26	Purchase - Principal 3140X9G25	1.00	(675.74)	83,871.24
10/26/26	10/26/26	Purchase - Principal 3136BTGM9	1.00	(287.06)	83,584.18
10/26/26	10/26/26	Purchase - Principal 3136G6G36	1.00	(151.13)	83,433.05
10/27/26	10/27/26	Purchase-Interest 3137FAWS3	1.00	444.73	83,877.78
10/27/26	10/27/26	Purchase-Principal 3137F1G44	1.00	13,679.75	97,557.53
10/27/26	10/27/26	Purchase-Principal 3137FBU79	1.00	302.02	97,859.55



Account Statement

For the Month Ending **October 31, 2026**

Dunlap CUSD #323 - Investment Account - 450555

Trade Date	Settlement Date	Transaction Description	Share or Unit Price	Dollar Amount of Transaction	Total Shares Owned
Illinois Portfolio, IIIT Class					
10/27/26	10/27/26	Purchase-Principal 3137FBBX3	1.00	1,954.44	99,813.99
10/27/26	10/27/26	Redemption-Interest 3137FAWS3	1.00	(439.18)	99,374.81
10/30/26	10/30/26	IP Fees September 2026	1.00	(2,683.13)	96,691.68
10/30/26	11/02/26	Accrual Income Div Reinvestment - Distributions	1.00	334.67	97,026.35
Closing Balance					**97,026.35**

	Month of October	Fiscal YTD July-October
Opening Balance	19,467.67	359,148.14
Purchases	1,381,641.55	5,946,375.30
Redemptions (Excl. Checks)	(1,304,082.87)	(6,208,497.09)
Check Disbursements	0.00	0.00
Closing Balance	**97,026.35**	**97,026.35**
Cash Dividends and Income	334.67	1,379.07

Closing Balance	97,026.35
Average Monthly Balance	101,205.30
Monthly Distribution Yield	3.90%

Account Statement - Transaction Summary

For the Month Ending **October 31, 2026**

Dunlap CUSD #323 - Short Term Account - 450564

Illinois Portfolio, IIIT Class	
Opening Market Value	1,014,080.64
Purchases	3,359.82
Redemptions	0.00
Unsettled Trades	0.00
Change in Value	0.00
Closing Market Value	**$1,017,440.46**
Cash Dividends and Income	3,359.82

Asset Summary

	October 31, 2026	September 30, 2026
Illinois Portfolio, IIIT Class	1,017,440.46	1,014,080.64
Total	**$1,017,440.46**	**$1,014,080.64**

Asset Allocation

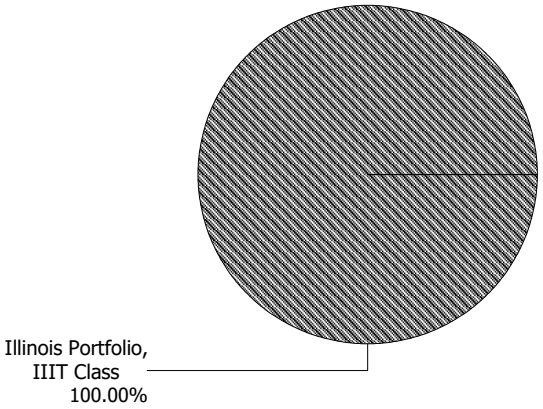

Account Statement

For the Month Ending **October 31, 2026**

Dunlap CUSD #323 - Short Term Account - 450564

Trade Date	Settlement Date	Transaction Description	Share or Unit Price	Dollar Amount of Transaction	Total Shares Owned
Illinois Portfolio, IIIT Class					
Opening Balance					**1,014,080.64**
10/30/26	11/02/26	Accrual Income Div Reinvestment - Distributions	1.00	3,359.82	1,017,440.46
Closing Balance					**1,017,440.46**

	Month of October	Fiscal YTD July-October
Opening Balance	1,014,080.64	1,004,671.36
Purchases	3,359.82	12,769.10
Redemptions (Excl. Checks)	0.00	0.00
Check Disbursements	0.00	0.00
Closing Balance	**1,017,440.46**	**1,017,440.46**
Cash Dividends and Income	3,359.82	12,769.10

Closing Balance	1,017,440.46
Average Monthly Balance	1,014,297.40
Monthly Distribution Yield	3.90%