


COLLIN COUNTY COMMUNITY COLLEGE DISTRICT

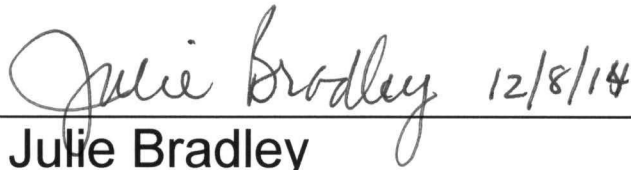
QUARTERLY INVESTMENT REPORT
FOR QUARTER ENDED NOVEMBER 30, 2014

Submitted by:

 12/8/14


Ralph G. Hall

V.P. Administration & CFO
District Investment Officer

 12/8/14

Julie Bradley

Associate V.P., Controller/
Student Financial Services

 12/5/14

Barbara Jindra

Associate V.P., Financial
Services & Reporting

**COLLIN COUNTY COMMUNITY COLLEGE DISTRICT
SUMMARY OF INVESTMENTS
AT NOVEMBER 30, 2014**

	<u>Book Value</u>	<u>%</u>	<u>Market Value</u>	<u>%</u>
Short-term securities				
U.S. Govt Agencies	44,982,659	19.19%	44,985,360	19.19%
TexPool	152,131,849	64.89%	152,131,849	64.89%
TexStar	<u>37,339,943</u>	<u>15.93%</u>	<u>37,339,943</u>	<u>15.93%</u>
Total Short-term securities	234,454,451	100.00%	234,457,152	100.00%
Total Investments	234,454,451	100.00%	234,457,152	100.00%

COLLIN COUNTY COMMUNITY COLLEGE DISTRICT
STATEMENT OF CHANGES IN INVESTMENT ASSETS
OPERATING FUND
QUARTER ENDED NOVEMBER 30, 2014

	<u>Book Value</u>	<u>Market Value</u>
Beginning Investment Assets-8/31/14	\$123,904,966	\$123,904,843
Receipts/Contributions	77,404,538	
Investment Income	9,888	
Distributions	<u>87,893,910</u>	<u> </u>
Ending Investment Assets-11/30/14	113,425,482	113,427,859

COLLIN COUNTY COMMUNITY COLLEGE DISTRICT
SUMMARY OF INVESTMENTS
OPERATING FUND
AT NOVEMBER 30, 2014

	<u>Book Value</u>	<u>%</u>	<u>Market Value</u>	<u>%</u>
Short-term securities				
U.S. Govt Agencies	29,991,643	26.44%	29,994,020	26.44%
Texpool	68,369,043	60.28%	68,369,043	60.28%
Texstar	15,064,796	13.28%	15,064,796	13.28%
Total Short-term securities	<u>113,425,482</u>	<u>100.00%</u>	<u>113,427,859</u>	<u>100.00%</u>
Total Investments	113,425,482	100.00%	113,427,859	100.00%

COLLIN COUNTY COMMUNITY COLLEGE DISTRICT
STATEMENT OF CHANGES IN INVESTMENT ASSETS
BUILDING FUND
QUARTER ENDED NOVEMBER 30, 2014

	<u>Book Value</u>	<u>Market Value</u>
Beginning Investment Assets-8/31/14	\$124,763,386	\$124,763,961
Receipts/Contributions	410,221	
Investment Income	9,812	
Distributions	<u>6,722,812</u>	<u> </u>
Ending Investment Assets-11/30/14	118,460,607	118,460,931

COLLIN COUNTY COMMUNITY COLLEGE DISTRICT
SUMMARY OF INVESTMENTS
BUILDING FUND
AT NOVEMBER 30, 2014

	<u>Book Value</u>	<u>%</u>	<u>Market Value</u>	<u>%</u>
Short-term securities				
U.S. Govt Agencies	14,991,016	12.65%	14,991,340	12.66%
Texpool	81,194,444	68.54%	81,194,444	68.54%
Texstar	<u>22,275,147</u>	<u>18.80%</u>	<u>22,275,147</u>	<u>18.80%</u>
Total Short-term securities	118,460,607	100.00%	118,460,931	100.00%
Total Investments	118,460,607	100.00%	118,460,931	100.00%

COLLIN COUNTY COMMUNITY COLLEGE DISTRICT
 STATEMENT OF CHANGES IN INVESTMENT ASSETS
 DEBT SERVICE FUND
 QUARTER ENDED NOVEMBER 30, 2014

	<u>Book Value</u>	<u>Market Value</u>
Beginning Investment Assets-8/31/14	\$2,350,867	2,350,867
Receipts/Contributions	217,315	
Investment Income	180	
Distributions	0	
Ending Investment Assets-11/30/14	2,568,362	2,568,362

COLLIN COUNTY COMMUNITY COLLEGE DISTRICT
 SUMMARY OF INVESTMENTS
 DEBT SERVICE FUND
 AT NOVEMBER 30, 2014

	<u>Book Value</u>	<u>%</u>	<u>Market Value</u>	<u>%</u>
Short-term securities				
Texpool	2,568,362	100.00%	2,568,362	100.00%
Total Short-term securities	2,568,362	100.00%	2,568,362	100.00%
Total Investments	2,568,362	100.00%	2,568,362	100.00%

CCCCD
INVESTMENT PORTFOLIO
QUARTER ENDED NOVEMBER 30, 2014

DESCRIPTION	PAR	8/31/14 BOOK VALUE	11/30/14 BOOK VALUE	8/31/14 MARKET	11/30/14 MARKET	IN COMPLIANCE
<u>OPERATING FUNDS</u>						
TEXPOOL	68,369,043	68,450,052	68,369,043	68,450,052	68,369,043	YES
TEXSTAR	15,064,796	15,462,586	15,064,796	15,462,586	15,064,796	YES
FHLB	10,000,000	9,999,776	9,999,943	9,998,770	9,999,720	YES
FNMA	5,000,000	4,995,270	4,996,913	4,995,845	4,998,230	YES
FHLMC	5,000,000	4,997,282	4,998,483	4,997,590	4,998,970	YES
B OF A CD	0	10,000,000	0	10,000,000	0	YES
B OF A CD	0	10,000,000	0	10,000,000	0	YES
FHLB	10,000,000	0	9,996,304	0	9,997,100	YES
TOTAL	113,433,839	123,904,966	113,425,482	123,904,843	113,427,859	
<u>BUILDING FUNDS</u>						
TEXPOOL	81,194,444	77,894,141	81,194,444	77,894,141	81,194,444	YES
TEXSTAR	22,275,147	21,873,975	22,275,147	21,873,975	22,275,147	YES
B OF A CD	0	20,000,000	0	20,000,000	0	YES
FNMA	5,000,000	4,995,270	4,996,913	4,995,845	4,998,230	YES
FHLMC	10,000,000	0	9,994,103	0	9,993,110	YES
TOTAL	118,469,591	124,763,386	118,460,607	124,763,961	118,460,931	
<u>GO DEBT SERVICE FUNDS</u>						
TEXPOOL	2,568,362	2,350,867	2,568,362	2,350,867	2,568,362	YES
TOTAL	2,568,362	2,350,867	2,568,362	2,350,867	2,568,362	
TOTAL CCCC	234,471,792	251,019,219	234,454,451	251,019,671	234,457,152	