JARRELL INDEPENDENT SCHOOL DISTRICT
INVESTMENT REPORT
1st Quarter Ended September 2026

The District's cash and temporary investment balances and transactions for the quarter ended September 30, 2026 reflect the investment objectives and guidelines expressed in the District's Investment Policy.

The attached summary of the district's cash and temporary investment position by fund group on September 30, 2026. These funds are liquid and available immediately, subject to outstanding obligations.

The District's funds are required to be deposited and invested under the terms of a depository contract pursuant to the School Depository Act and under the guidelines of the Public Funds Investment Act. Eagle Bank of Jarrell deposits for safekeeping and trust with the District's agent, bank-approved pledged securities in an amount sufficient to protect District funds on a day-to-day basis during the period of the contract.

All balances was covered by FDIC insurance and by collateral held by the District's agent in the District's name. The District's cash balances were properly collateralized or insured at all times during the quarter.

I, the approved Investment Officers of Jarrell ISD, hereby certify that the following Investment Report represents the investment position of the district as of September 30, 2026 in compliance with the Board approved Investment Policy, the Public Funds Investment Act (Texas Government Code 2256), and, Generally Accepted Accounting Principles (GAAP).



Robert Navarro, Chief Financial Officer

Jarrell ISD Investment Report

As of the 1st QTR YTD FY 26-27

	Maturity Date	Beginning Value	Interest Received	Deposits & Withdrawals	Ending Value
Lone Star Investment Pool					
Bond Fund 2008	Liquid	$ 290	$ 3	$ -	$ 293
Bond Fund 2017	Liquid	$ 117	$ 1	$ -	$ 118
Bond Fund 2021	Liquid	$ 325,537	$ 3,190	$ -	$ 328,727
Bond Fund 2023	Liquid	$ 41,466,450	$ 331,133	$ (13,720,636)	$ 28,076,947
Endowment Scholarship	Liquid	$ 19,963	$ 186	$ -	$ 20,149
Food Service Fund	Liquid	$ 619,517	$ 3,332	$ (401,759)	$ 221,090
Gen Fund - Corp Overnight +	Liquid	$ 3,226,845	$ 33,135	$ 2,109,320	$ 5,369,300
Gen Fund - Corp Overnight	Liquid	$ (0)	-	$ -	$ -
Gen Fund - Gov Overnight	Liquid	$ 3,335,784	$ 10,722	$ (3,276,187)	$ 70,319
Interest and Sinking Fund	Liquid	$ 30,262,083	$ 232,998	$ (12,104,065)	$ 18,391,016
W/C - Corp Overnight +	Liquid	$ (0)	-	$ -	$ -
Total Lone Star Investment Pool		**$ 79,256,586**	**$ 614,700**	**$ (27,393,327)**	**$ 52,477,959**
Round Top Bank - Eagle Bank					
Building Fund	Liquid	$ 875,580	$ 505	$ 58,602	$ 934,687
Food Service Fund	Liquid	$ 996,890	$ -	$ 465,020	$ 1,461,910
Local Maintenance Fund	Liquid	$ 1,362,669	$ 225	$ (1,153,660)	$ 209,234
Payroll Fund	Liquid	$ 332,871	$ -	$ 17,592	$ 350,463
I&S Fund	Liquid	$ 8,313	$ 7	$ -	$ 8,320
AP Clearing Fund	Liquid	$ 677,178		$ 794,747	$ 1,471,925
Student Activity Fund	Liquid	$ 96,122	$ 52	$ 17,711	$ 113,885
Kieffer Scholarship	Liquid	$ 23,576	$ 21	$ (1)	$ 23,596
Sybert Scholarship	Liquid	$ 13,734	$ 12	$ -	$ 13,746
Superintendent Scholarship	Liquid	$ 494	$ -	$ 6	$ 500
Woodbury Scholarship	Liquid	$ 73	$ -	$ -	$ 73
Worker Comp	Liquid	$ 105,375	$ 53	$ (50)	$ 105,378
Campus Activity	Liquid	$ 383,130	$ -	$ 70,757	$ 453,887
KEV School Cash	Liquid	$ -	$ -	$ -	$ -
Paw Prints	Liquid	$ 94,692	$ -	$ 61,425	$ 156,117
Total Round Top - Eagle Bank		**$ 4,970,698**	**$ 875**	**$ 332,149**	**$ 5,303,722**
Total Investments		**$ 84,227,283**	**$ 615,575**	**$ (27,061,178)**	**$ 57,781,680**

JISD - Lone Star Investment Pool - 1st QTR FY 26-27

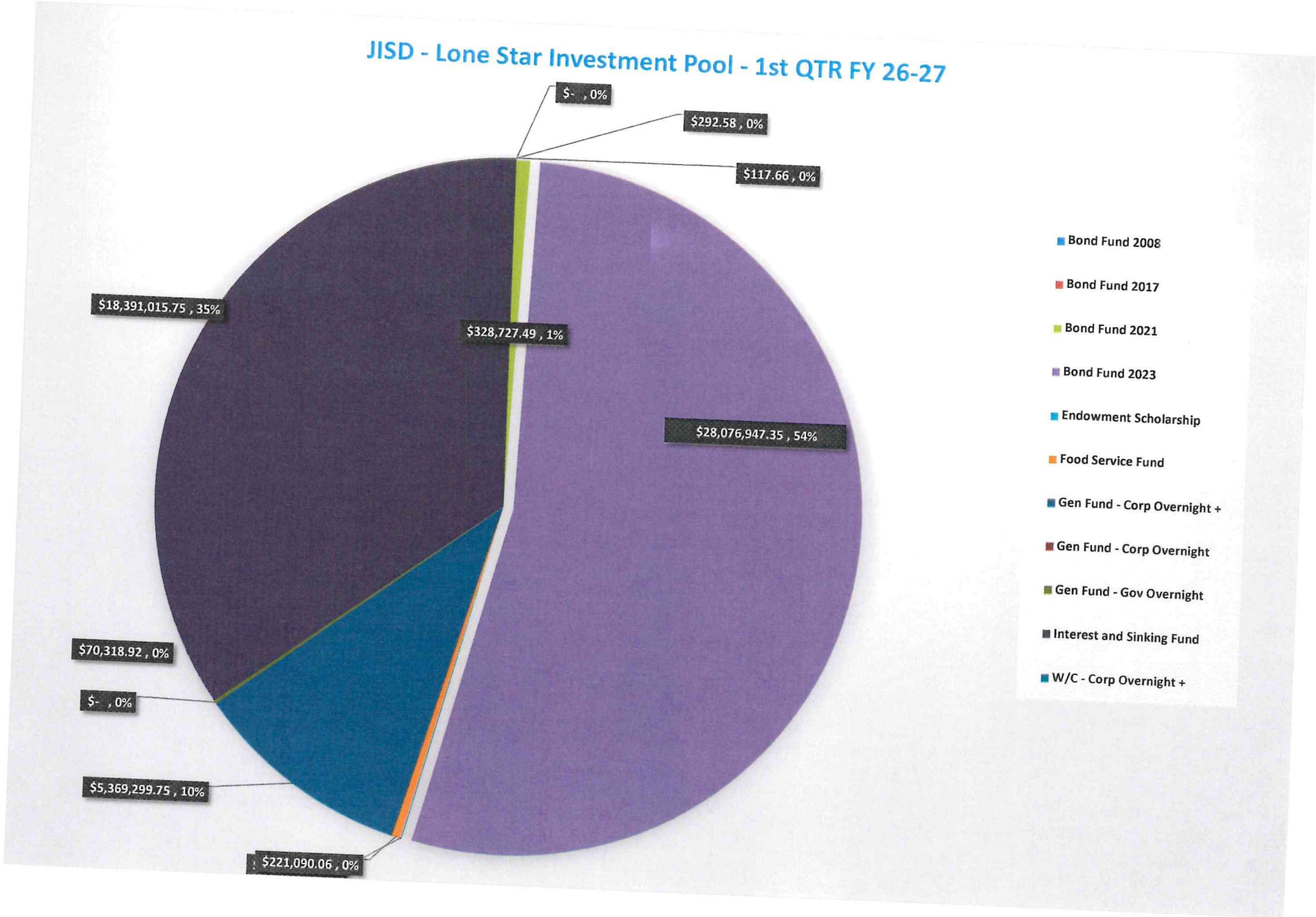

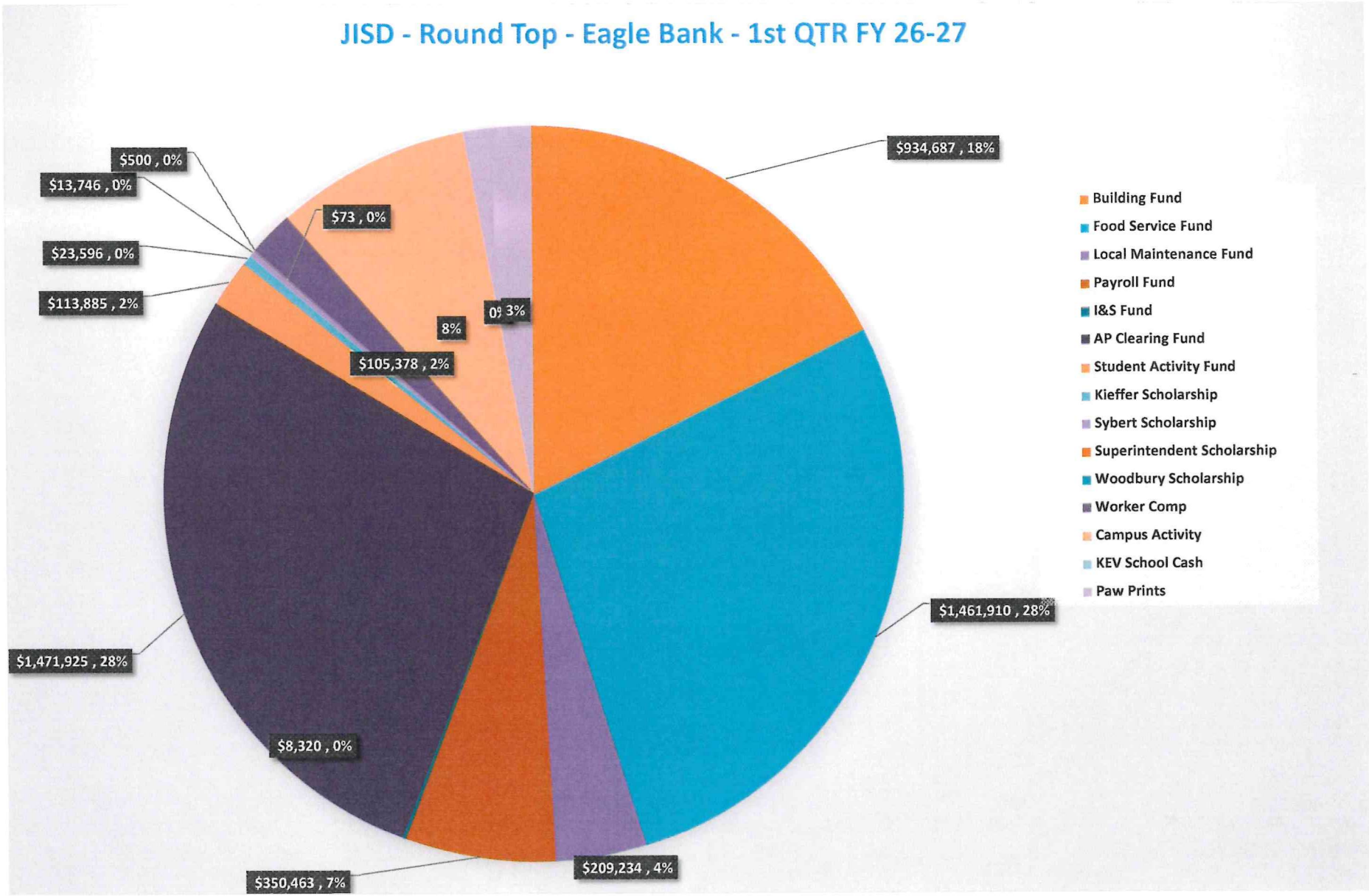
JISD - Round Top - Eagle Bank - 1st QTR FY 26-27
$934,687 , 18%
$1,461,910 , 28%
$209,234 , 4%
$350,463 , 7%
$8,320 , 0%
$1,471,925 , 28%
$113,885 , 2%
$23,596 , 0%
$13,746 , 0%
$500 , 0%
$73 , 0%
$105,378 , 2%
Building Fund
Food Service Fund
Local Maintenance Fund
Payroll Fund
I&S Fund
AP Clearing Fund
Student Activity Fund
Kieffer Scholarship
Sybert Scholarship
Superintendent Scholarship
Woodbury Scholarship
Worker Comp
Campus Activity
KEV School Cash
Paw Prints