Lyon County School District

District Improvement Plan Quarterly Update
November 17, 2026

Mission & Vision Statement: 2
Student Success 3
Connectedness 4
Instructional Practices and Support 5

Mission & Vision Statement:

Mission:

The Mission Of Lyon County School District Is To Graduate All Students To Be Career And Life Successful.

Vision:

Lyon County School District fosters learning for life, empowers connected learners, promotes ownership of learning, and encourages discovery learning for success in a rapidly evolving world.

- Portrait of a Learner Staff Document

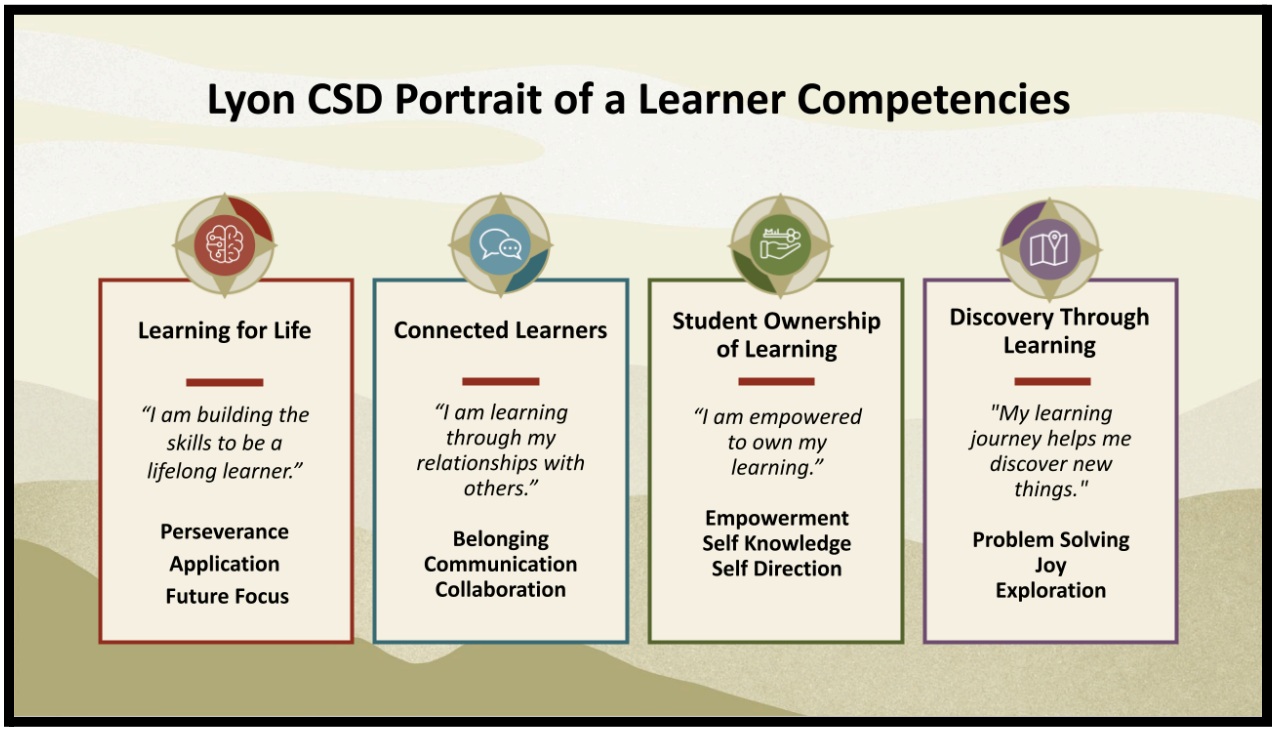

Student Success

Goal 1: *Lyon County School District 9th and 10th graders will demonstrate a median growth percentile of 50% or greater, from Fall to Spring, as measured by the NWEA Measure of Academic Progress (MAP) in both Reading and Math subject areas for the 2026/2027 school year.*

STATUS: Ongoing

ACTION STEPS TAKEN:

Task	Evidence
Professional Focus: Every Teacher a Literacy Teacher **Secondary: Aspire Literacy Training**	**KickUp Attendance**
High Impact Teaching Strategies (HITS) professional development	**KickUp Attendance**
CIP Site Team Meetings	**School-site Agendas & Notes**
MTSS Team Meetings/PLCs	**School-site Agendas & Notes**
Corrective Reading/Reading Mastery	**Data Tracker**

DATA SNAPSHOT:

2026/2027 Math Achievement Levels Fall term

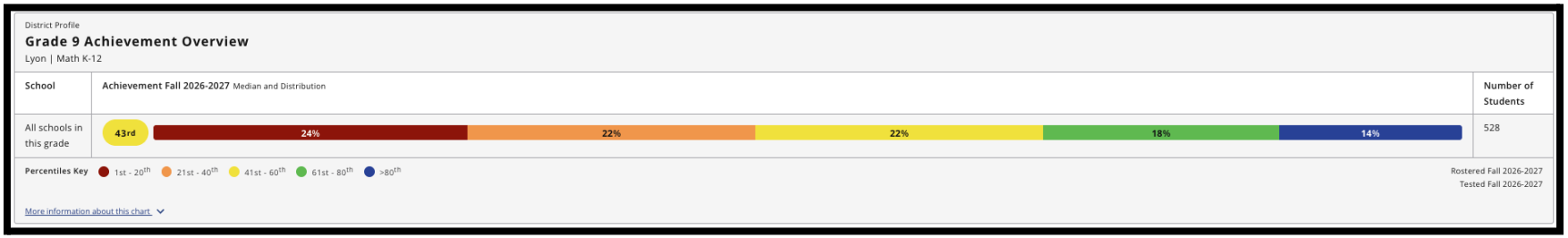

District Profile

Grade 9 Achievement Overview

Lyon | Math K-12

School	Achievement Fall 2026-2027 Median and Distribution	Number of Students
All schools in this grade	43rd — 24% | 22% | 22% | 18% | 14%	528

Percentiles Key: 1st - 20th | 21st - 40th | 41st - 60th | 61st - 80th | >80th

Rostered Fall 2026-2027
Tested Fall 2026-2027

More information about this chart



District Profile

Grade 10 Achievement Overview

Lyon | Math K-12

School	Achievement Fall 2026-2027 Median and Distribution	Number of Students
All schools in this grade	52nd — 21% | 15% | 26% | 16% | 22%	549

Percentiles Key: 1st - 20th | 21st - 40th | 41st - 60th | 61st - 80th | >80th

Rostered Fall 2026-2027
Tested Fall 2026-2027

More information about this chart

2026/2027 Reading Achievement Levels Fall term

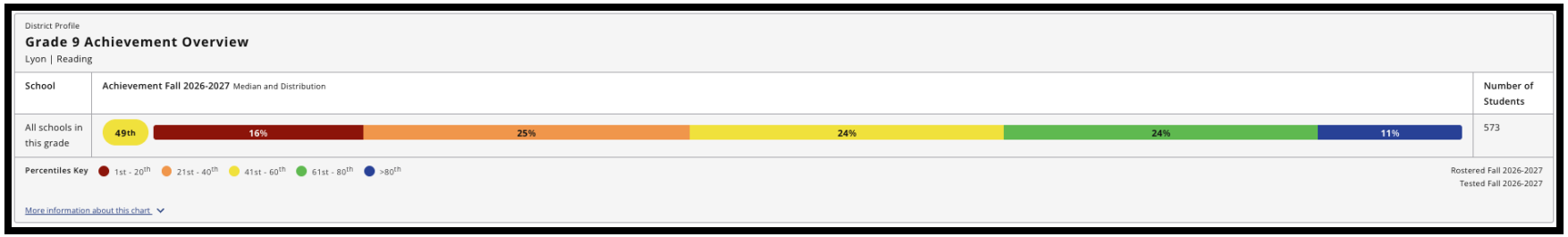

District Profile

Grade 9 Achievement Overview

Lyon | Reading

School	Achievement Fall 2026-2027 Median and Distribution	Number of Students
All schools in this grade	49th — 16% | 25% | 24% | 24% | 11%	573

Percentiles Key: 1st - 20th | 21st - 40th | 41st - 60th | 61st - 80th | >80th

Rostered Fall 2026-2027
Tested Fall 2026-2027

More information about this chart

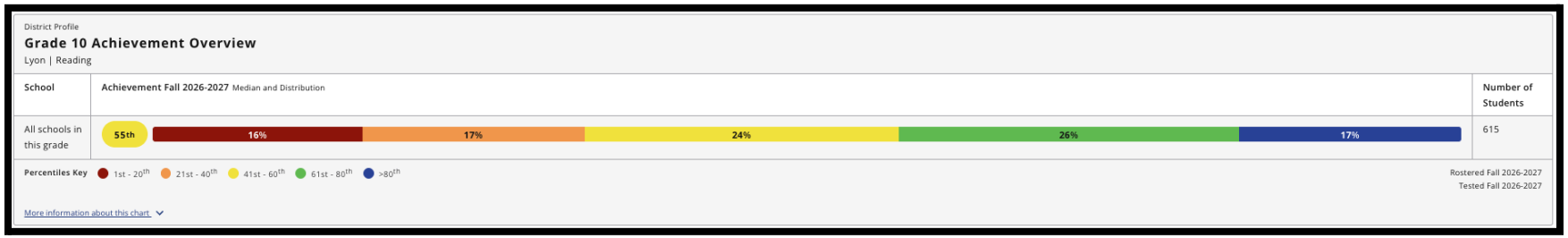

District Profile

Grade 10 Achievement Overview

Lyon | Reading

School	Achievement Fall 2026-2027 Median and Distribution	Number of Students
All schools in this grade	55th — 16% | 17% | 24% | 26% | 17%	615

Percentiles Key: 1st - 20th | 21st - 40th | 41st - 60th | 61st - 80th | >80th

Rostered Fall 2026-2027
Tested Fall 2026-2027

More information about this chart

Connectedness

Goal 2: Lyon County School District will reduce the chronic absenteeism rate by 2.5% from the 2025/2026 school year to the 2026/2027 school year.

STATUS: Ongoing

ACTION STEPS TAKEN:

Task	Evidence
Weekly Chronic Absenteeism Data Reports	**Sent Monday of each week out to all school admin**
Check and Connect	• **KickUp Attendance** • **Data Collection Sheets**
Updates to Policy & Regulation JED	**Board agendas** **Principal Leadership Training Agenda/Kick Up**
Quarterly localized meetings with JPO, SROs, Juvenile Courts re: data monitoring & intervention considerations	**Agendas & Notes**
Student Attendance Advisory Council (localized schools community-based intervention meetings)	**Student Intervention Log, IC Notes,**
Student Attendance Advisory Board (district level intervention meetings in collaboration with the courts)	**SAAB agendas, notes**
School-based PBIS focused on improving school attendance	**Examples of school-based incentives, rewards, & celebrations**
CIP Site Team Meetings	**School-site Agendas & Notes**
MTSS Team Meetings/PLCs	**School-site Agendas & Notes**

DATA SNAPSHOT

2026/2027 Percentage of Chronic Absenteeism

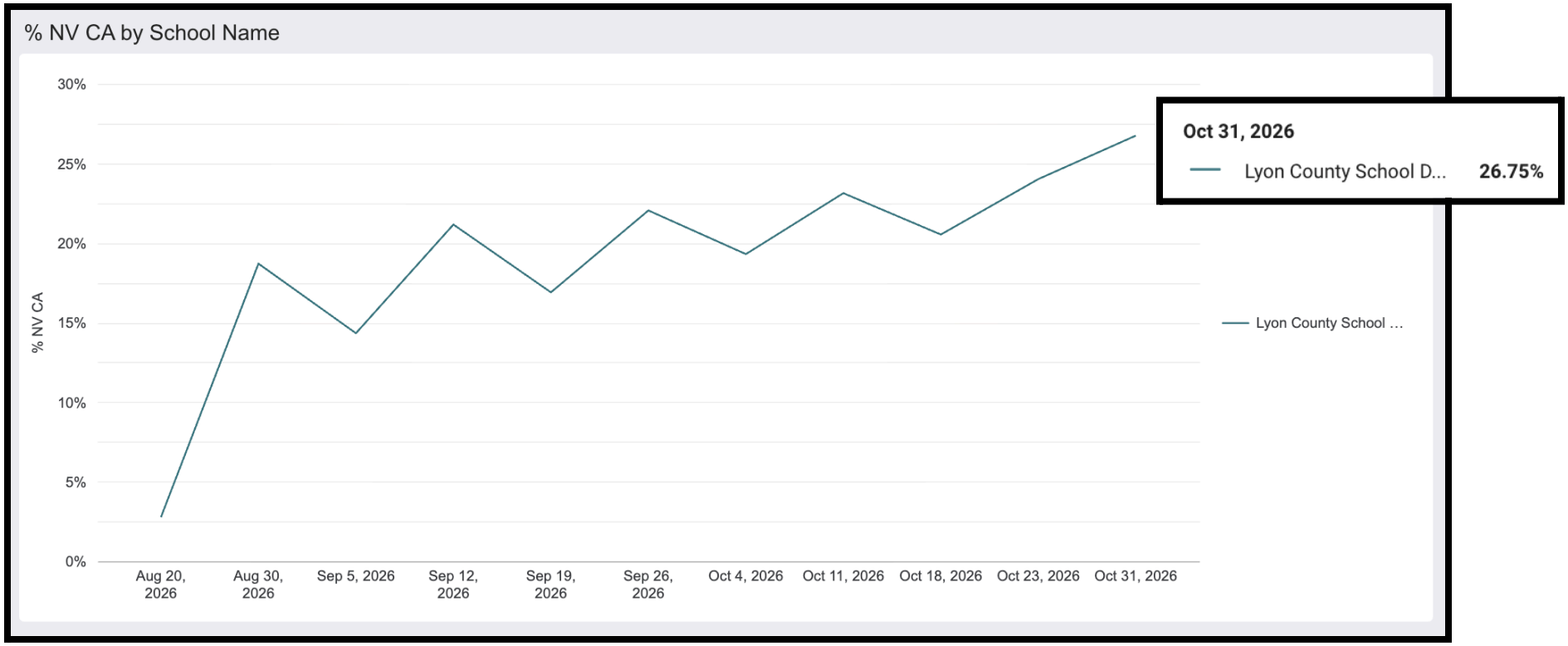

Goal 3: For grades K-8, the Lyon County School District will increase the percentage of students demonstrating typical growth in mathematics and reading by 2.5% from the end-of-year results of the 2025/2026 school year to the end-of-year results of the 2026/2027 school year.

STATUS: Ongoing

ACTION STEPS TAKEN:

Task	Evidence
Professional Focus: Every Teacher a Literacy Teacher **Elementary: LETRS Literacy Training**	**KickUp Attendance**
High Impact Teaching Strategies (HITS) professional development	**Weekly email**
CIP Site Team Meetings	**School-site Agendas & Notes**
MTSS Team Meetings/PLCs	**School-site Agendas & Notes**
Corrective Reading/Reading Mastery	**Data Tracker**

DATA SNAPSHOT:

Math iReady Inform - 2026/2027 Overall Placement Report



Reading iReady Inform - 2026/2027 Overall Placement Report

