SOUTHWEST INDEPENDENT SCHOOL DISTRICT

Interest for Oct 2026

CHECKING ACCT. INTEREST-PNC BANK 1110.00					POST TO 10-31-2026
GENERAL FUND	XXXXXX2965	161-00-5742.00-998-99000	2026	$	3,587.39
TAX ACCOUNT	XXXXXX3696	861-00-2171.00-000-00000	2026	$	-
INTEREST & SINKING FUND	XXXXXX3602	599-00-5742.00-998-99000	2026	$	347.47
LOCAL BUILDING FUND-BONDS 2023	XXXXXX3776	694-00-5742-00-998-99000	2026	$	6,606.04
CAFETERIA FUND	XXXXXX3477	240-00-5742.00-998-99000	2026	$	1,473.65
SWISD SCHOLARSHIP FUND	XXXXXX3899	167-00-5742.00-998-99000	2026	$	227.64
STUDENT ACTIVITY FUND	XXXXXX3821	865-00-2171.00-000-00000	2026	$	1,141.49
PAYROLL FUND	XXXXXX4007	863-00-2171.00-000-00000	2026	$	1,418.07
TOTAL CHECKING INTEREST				**$**	**14,801.75**

	Lone Star Monthly Average 1110.04				POST TO 10-31-2026
LONE STAR INVESTMENT POOL	ENDING BALANCE				
GENERAL FUND	$ 33,452,832.85	161-00-5742.00-998-99000	2026	$	81,523.44
TOTAL LONE STAR INTEREST	**$ 33,452,832.85**			**$**	**81,523.44**

	PNC Bank Monthly Average 1110.00				POST TO 10-31-2026
PNC Bank INVESTMENTS					
GENERAL FUND CD'S and NOTES (xxxx6744)	$ 23,895,000.00	161-00-5742.00-998-99000	2026	$	-
INTEREST & SINKING CD'S and NOTES		599-00-5742.00-998-99000	2026		
SCHOLARSHIP FUND CD'S	$ 1,500,000.00	167-00-5742.00-998-99000	2026	$	-
CAFETERIA FUND CD'S (xxxx5678)	$ 1,000,000.00	240-00-5742-00-998-99000	2026	$	-
Local Building 2023 (xxxx5676)	$ -	694-00-5742-00-998-99000	2026	$	-
TOTALPNC Safekeeping INVESTMENT INTEREST	**$ 26,395,000.00**			**$**	**-**

	Texpool Monthly Average 1110.02				POST TO 10-31-2026
TEXPOOL INTEREST	ENDING BALANCE				
GENERAL FUND	$6,452,450.12	161-00-5742.00-998-99000	2026	$	21,263.21
SWISD SCHOLARSHIP FUND	$462,448.12	167-00-5742.00-998-99000	2026	$	1,523.95
INTEREST & SINKING FUND	$8,524,928.05	599-00-5742.00-998-99000	2026	$	28,092.78
CAFETERIA FUND	$546,381.80	240-00-5742.00-998-99000	2026	$	2,222.96
LOCAL BUILDING FUND 2023	$48,113,075.48	694-00-5742.00-998-99000	2026	$	162,807.62
TOTAL TEXPOOL INTEREST	**$64,099,283.57**			**$**	**215,910.52**

TOTAL INTEREST	**$ 312,235.71**

Scott Stephens
Chief Financial Officer
Investment Officer

Southwest Independent School District
Scholarship Fund
October 2026

ACCOUNT ACTIVITY

Beginning Balance			**$448,694.41**
EXPENSES:			
ND, Tx AM SA, SAC, NW Vista, Trinity		$16,657.00	
UofH, TX AM Kingsville, Univ Ozarks		$3,352.00	
Palo Alto, St Phil		$2,852.00	
Transfer to GF		$250.00	
	Total Expenses	**$23,111.00**	
REVENUES:			
Waste Management		$13,243.16	
Interest		$227.64	
Refund Checks (Embry, UTSA)		$1,926.00	
Transfer from General Fund for expenses		$250.00	
	Total Revenue	**$15,646.80**	
Ending Balance			**$441,230.21**
Beginning Texpool Balance			**$460,924.17**
TexPool Interest		$1,523.95	
Ending Texpool Balance			**$462,448.12**

PNC BROKERAGE

Beginning Balance			**$1,500,000.00**
Ending Balance			**$1,500,000.00**

TOTAL Southwest ISD Scholarship Fund Assets	
	$2,403,678.33

Southwest ISD

Investment Report

As of October 31, 2026



MEEDER

PUBLIC FUNDS

OBSERVATIONS AND EXPECTATIONS

- Tech stocks' decline in October created a "risk off" tone and helped push rates lower
- The Federal Reserve held rates steady in October, but signaled rates to move higher
- Diesel is one of the major contributing factors to sticky, higher inflation this year
- The labor market is like Goldilocks – not too hot, not too cold position

- At the end of September, the 5-year Treasury hit its highest yield (5.09%) since 2007.
- The 5-year Treasury ended October at 4.72%, with an average yield of 2.6% the past ten years.
- Interest rates dropped during October, somewhat due to the "risk off" trade, as investors pulled money from the stock market to the safety of the Treasury market.

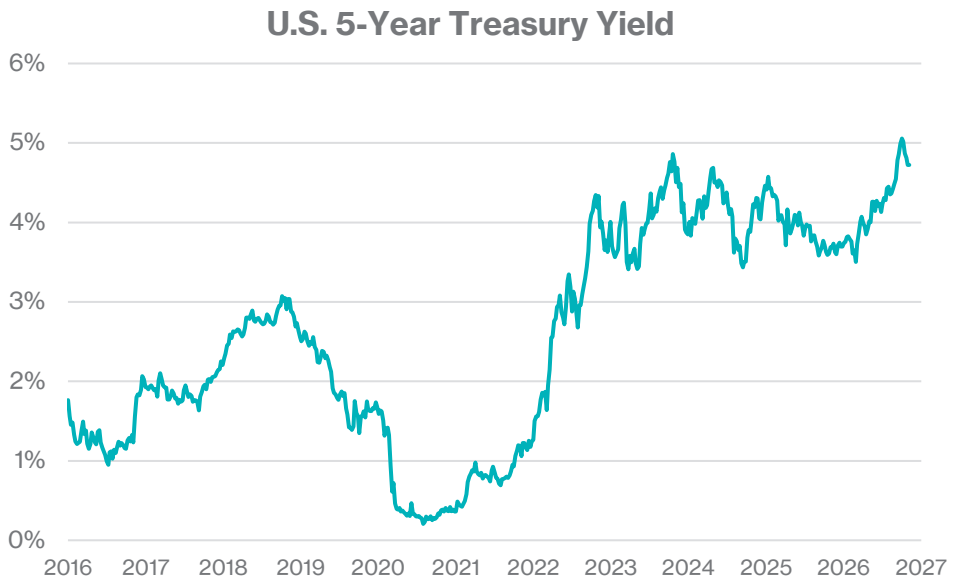

SOURCE: BLOOMBERG FROM JAN 2016 TO OCT 2026

- Diesel hit its all-time-high price in September; declining slightly during October.
- High diesel prices ripple across the economy because diesel fuel powers the heavy machinery and vehicles responsible for moving, producing, and delivering nearly all goods.
- Elevated diesel prices are a contributing factor to the jump in interest rates this year, partly due to sticky, elevated inflation.

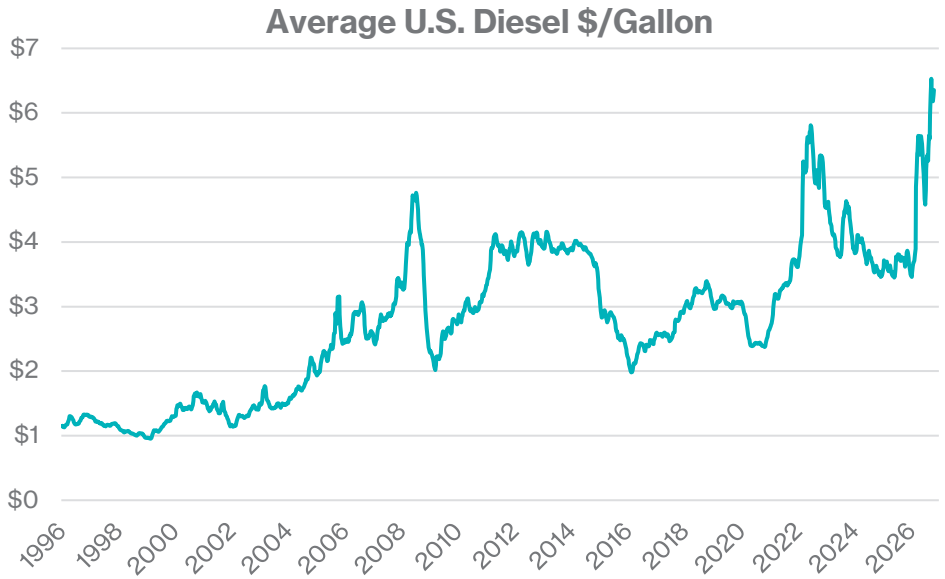

SOURCE: BLOOMBERG, FROM JAN 2026 TO OCT 2026

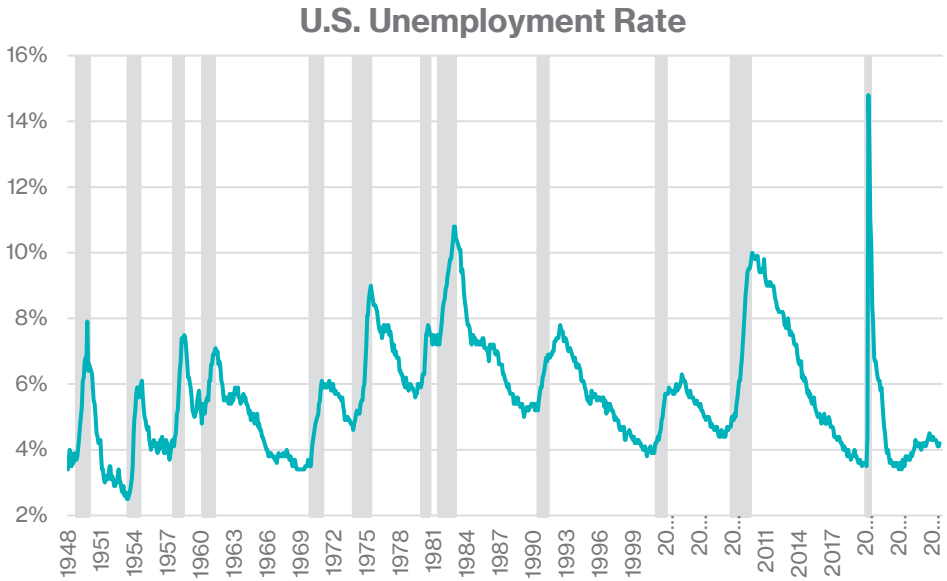

SOURCES: BLOOMBERG, BUREAU OF LABOR STATISTICS, FROM JAN 1948 TO OCT 2026

- The current U.S. unemployment rate is 4.2%, down slightly from 4.4% at the end of 2025.
- The labor market is currently showing a low hiring rate, but also a low firing rate.
- The average unemployment rate from 1948 is 5.7%.

U.S. Treasury Yield Curve Change

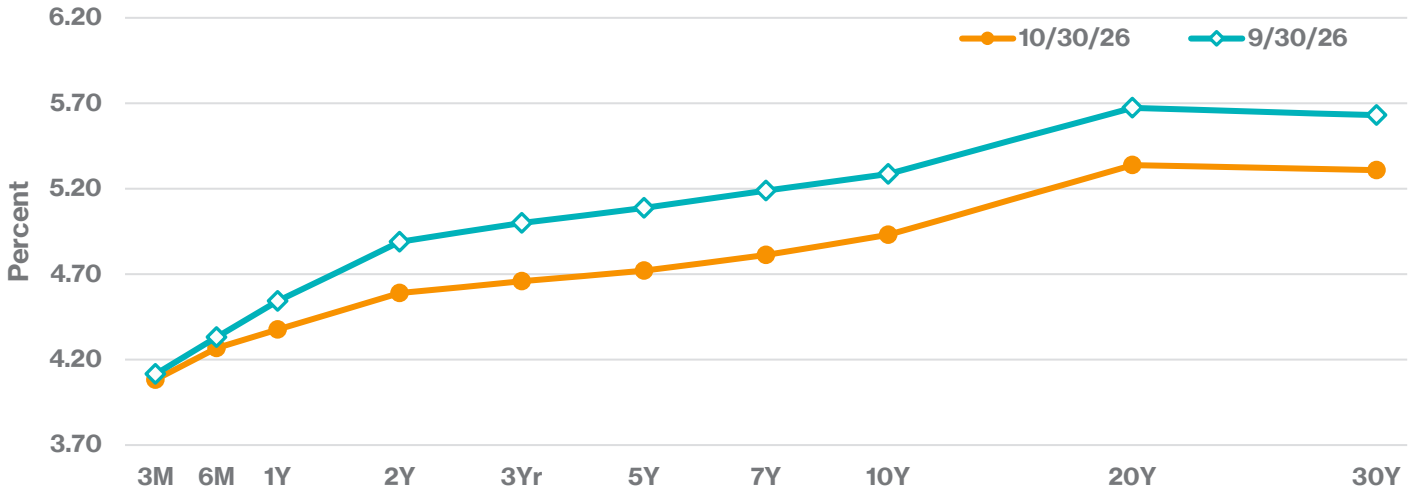

SOURCE: BLOOMBERG, 9/30/26 TO 10/30/26

Basis Point Change

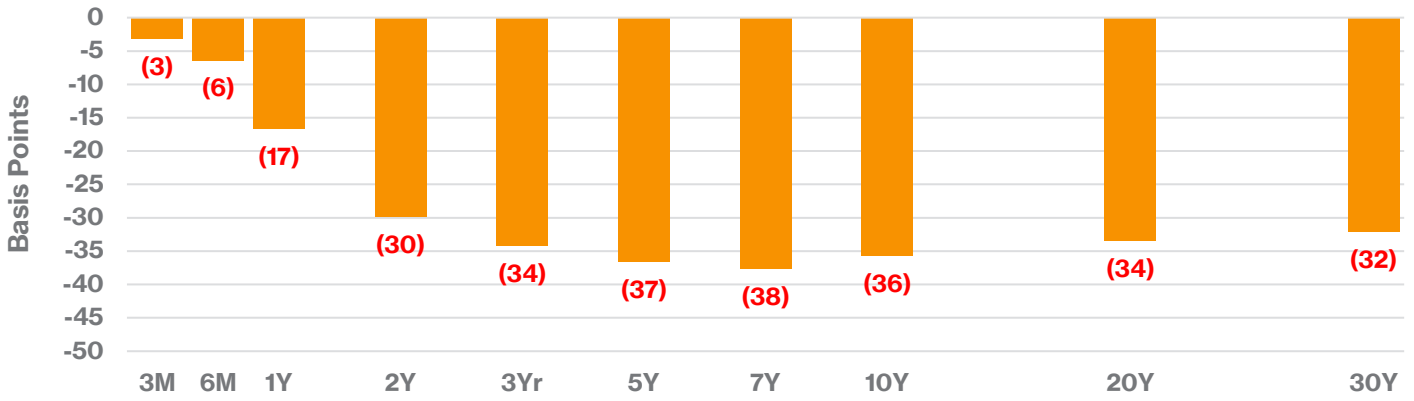

SOURCE: BLOOMBERG, 9/30/26 TO 10/30/26

MEEDER PUBLIC FUNDS

Contents

Portfolio Summary	6
Portfolio Overview	7
Summary by Type	8
Position Statement	10
Cash Reconciliation Report	14
Transaction Statement	15
Amortization Schedule	16
Accrued Interest Schedule	17
Earnings by Fund	19

MEEDER
PUBLIC FUNDS

Portfolio Summary

3.74
Weighted Average Yield to Maturity

0.12
Weighted Average Maturity (Years)

0.12
Portfolio Effective Duration (Years)

0.12
Weighted Average Life (Years)

AAA
Average Credit Rating

Portfolio Position

Par Value	$143,271,457
Principal Cost	$143,044,869
Book Value	$143,133,771
Market Value	$143,097,770
Unrealized Gain/Loss	($36,001)
Accrued Interest	$168,292

Maturity Distribution

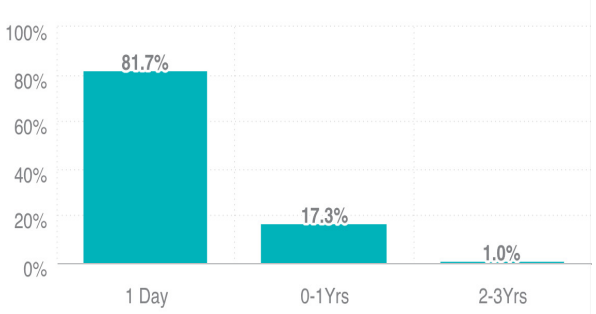

Sector Allocation

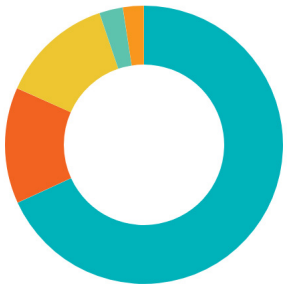

LGIP	68.17%
Money Market Funds	13.50%
U.S. Treasuries	13.13%
Commercial Paper	2.75%
U.S. Agencies	2.44%

MEEDER PUBLIC FUNDS

Portfolio Overview

SECURITY TYPE	PAR VALUE	MARKET VALUE	BOOK VALUE	% OF PORTFOLIO	DAYS TO MATURITY	YIELD
LGIP	97,552,116.42	97,552,116.42	97,552,116.42	68.17%	1	3.98
Money Market Funds	19,324,340.83	19,324,340.83	19,324,340.83	13.50%	1	1.96
Commercial Paper	4,000,000.00	3,936,800.00	3,936,800.00	2.75%	145	4.10
U.S. Treasuries	18,895,000.00	18,785,837.70	18,822,838.95	13.13%	267	4.05
U.S. Agencies	3,500,000.00	3,498,675.00	3,497,675.25	2.44%	138	4.58
TOTAL	**143,271,457.25**	**143,097,769.95**	**143,133,771.45**	**100.00%**	**43**	**3.74**

CASH AND ACCRUED INTEREST						
Purchased Accrued Interest		18,743.21	18,743.21			
TOTAL CASH AND INVESTMENTS	**143,271,457.25**	**143,116,513.16**	**143,152,514.66**		**43**	**3.74**

TOTAL EARNINGS

CURRENT MONTH	FISCAL YEAR TO DATE
397,374.98	760,345.67

MEEDER PUBLIC FUNDS

Summary by Type

SECURITY TYPE	# OF SECURITIES	PAR VALUE	BOOK VALUE	% OF PORTFOLIO	YIELD	DAYS TO FINAL MATURITY
29 TAX ACCOUNT						
Money Market Funds	1	2,434,789.07	2,434,789.07	1.70	3.00	1
TOTAL	**1**	**2,434,789.07**	**2,434,789.07**	**1.70**	**3.00**	**1**
CAFETERIA FUND						
LGIP	1	546,381.80	546,381.80	0.38	3.94	1
Money Market Funds	1	3,028,332.42	3,028,332.42	2.11	3.00	1
U.S. Treasuries	1	500,000.00	498,975.77	0.35	4.36	334
U.S. Agencies	1	500,000.00	499,542.96	0.36	4.68	201
TOTAL	**4**	**4,574,714.22**	**4,573,232.95**	**3.20**	**3.44**	**59**
GENERAL FUND						
LGIP	2	39,905,282.97	39,905,282.97	27.85	4.05	1
Money Market Funds	1	6,695,177.52	6,695,177.52	4.67	0.00	1
Commercial Paper	1	4,000,000.00	3,936,800.00	2.75	4.10	145
U.S. Treasuries	3	16,895,000.00	16,834,622.83	11.83	4.06	213
U.S. Agencies	1	3,000,000.00	2,998,132.29	2.11	4.57	128
TOTAL	**8**	**70,495,460.49**	**70,370,015.61**	**49.17**	**3.69**	**65**
HIGH SCHOOL STUDENT ACTIVITY						
Money Market Funds	1	1,784,991.72	1,784,991.72	1.25	3.00	1
TOTAL	**1**	**1,784,991.72**	**1,784,991.72**	**1.25**	**3.00**	**1**
INTEREST & SINKING						
LGIP	1	8,524,928.05	8,524,928.05	5.95	3.94	1
Money Market Funds	1	524,166.41	524,166.41	0.37	3.00	1
TOTAL	**2**	**9,049,094.46**	**9,049,094.46**	**6.32**	**3.89**	**1**

MEEDER PUBLIC FUNDS

Summary by Type

SECURITY TYPE	# OF SECURITIES	PAR VALUE	BOOK VALUE	% OF PORTFOLIO	YIELD	DAYS TO FINAL MATURITY
LOCAL BUILDING BOND 2023						
LGIP	1	48,113,075.48	48,113,075.48	33.58	3.94	1
Money Market Funds	1	3,097,810.24	3,097,810.24	2.16	3.00	1
TOTAL	**2**	**51,210,885.72**	**51,210,885.72**	**35.79**	**3.88**	**1**
PAYROLL ACCOUNT						
Money Market Funds	1	1,317,843.24	1,317,843.24	0.92	3.00	1
TOTAL	**1**	**1,317,843.24**	**1,317,843.24**	**0.92**	**3.00**	**1**
SCHOLARSHIP FUND						
LGIP	1	462,448.12	462,448.12	0.32	3.94	1
Money Market Funds	1	441,230.21	441,230.21	0.31	3.00	1
U.S. Treasuries	1	1,500,000.00	1,489,240.36	1.03	3.82	866
TOTAL	**3**	**2,403,678.33**	**2,392,918.69**	**1.65**	**3.69**	**536**
GRAND TOTAL	**22**	**143,271,457.25**	**143,133,771.45**	**100.00**	**3.74**	**43**

MEEDER PUBLIC FUNDS

Position Statement

CUSIP	DESCRIPTION	TRADE DATE SETTLE DATE	PAR VALUE	PRINCIPAL COST PURCHASED INTEREST	TOTAL COST	YIELD TO MATURITY	MATURITY DATE	DAYS TO MATURITY	MARKET PRICE MARKET VALUE	UNREALIZED GAIN/LOSS BOOK VALUE	% OF MV	MOODY'S S&P RATING
29 TAX ACCOUNT												
MONEY MARKET FUNDS												
49-4929-3696	BBVA-PNC Business Checking with Interest Account	10/31/2026 10/31/2026	2,434,789.07	2,434,789.07 0.00	2,434,789.07	3.00		1	1.00 2,434,789.07	0.00 2,434,789.07	1.70	NA NA
MONEY MARKET FUNDS TOTAL			**2,434,789.07**	**2,434,789.07** **0.00**	**2,434,789.07**	**3.00**		**1**	**1.00** **2,434,789.07**	**0.00** **2,434,789.07**	**1.70**	**NA**
29 TAX ACCOUNT TOTAL			2,434,789.07	2,434,789.07 0.00	2,434,789.07	3.00		1	2,434,789.07	0.00 2,434,789.07	1.70	NA
CAFETERIA FUND												
LGIP												
TEXPOOL	TexPool	10/31/2026 10/31/2026	546,381.80	546,381.80 0.00	546,381.80	3.94		1	1.00 546,381.80	0.00 546,381.80	0.38	AAA
LGIP TOTAL			**546,381.80**	**546,381.80** **0.00**	**546,381.80**	**3.94**		**1**	**1.00** **546,381.80**	**0.00** **546,381.80**	**0.38**	**AAA**
MONEY MARKET FUNDS												
49-4929-3477	BBVA-PNC Business Checking with Interest Account	10/31/2026 10/31/2026	3,028,332.42	3,028,332.42 0.00	3,028,332.42	3.00		1	1.00 3,028,332.42	0.00 3,028,332.42	2.12	NA NA
MONEY MARKET FUNDS TOTAL			**3,028,332.42**	**3,028,332.42** **0.00**	**3,028,332.42**	**3.00**		**1**	**1.00** **3,028,332.42**	**0.00** **3,028,332.42**	**2.12**	**NA**
U.S. TREASURIES												
91282CFM8	US TREASURY 4.125 09/30/27	09/14/2026 09/14/2026	500,000.00	498,828.13 0.00	498,828.13	4.36	09/30/2027	334	99.76 498,808.60	(167.17) 498,975.77	0.35	Aa1 AA+
U.S. TREASURIES TOTAL			**500,000.00**	**498,828.13** **0.00**	**498,828.13**	**4.36**		**334**	**99.76** **498,808.60**	**(167.17)** **498,975.77**	**0.35**	**AA+**
U.S. AGENCIES												
3133ERFJ5	FED FARM CR BNKS 4.500 05/20/27	05/21/2024 05/21/2024	500,000.00	497,500.00 0.00	497,500.00	4.68	05/20/2027	201	100.02 500,085.00	542.04 499,542.96	0.35	Aa1 AA+
U.S. AGENCIES TOTAL			**500,000.00**	**497,500.00** **0.00**	**497,500.00**	**4.68**		**201**	**100.02** **500,085.00**	**542.04** **499,542.96**	**0.35**	**AA+**
CAFETERIA FUND TOTAL			4,574,714.22	4,571,042.35 0.00	4,571,042.35	3.44		59	4,573,607.82	374.87 4,573,232.95	3.20	AA+
GENERAL FUND												

MEEDER PUBLIC FUNDS

Position Statement

CUSIP	DESCRIPTION	TRADE DATE SETTLE DATE	PAR VALUE	PRINCIPAL COST PURCHASED INTEREST	TOTAL COST	YIELD TO MATURITY	MATURITY DATE	DAYS TO MATURITY	MARKET PRICE MARKET VALUE	UNREALIZED GAIN/LOSS BOOK VALUE	% OF MV	MOODY'S S&P RATING
LGIP												
TEXPOOL	TexPool	10/31/2026 10/31/2026	6,452,450.12	6,452,450.12 0.00	6,452,450.12	3.94		1	1.00 6,452,450.12	0.00 6,452,450.12	4.51	 AAA
LSCO	Lone Star Invest Pool - Corporate Overnight Fund	10/31/2026 10/31/2026	33,452,832.85	33,452,832.85 0.00	33,452,832.85	4.07		1	1.00 33,452,832.85	0.00 33,452,832.85	23.38	 AAA
LGIP TOTAL			**39,905,282.97**	**39,905,282.97 0.00**	**39,905,282.97**	**4.05**		**1**	**1.00 39,905,282.97**	**0.00 39,905,282.97**	**27.89**	**AAA**
MONEY MARKET FUNDS												
49-4923-2965	BBVA-PNC Corporate Business Account	10/31/2026 10/31/2026	6,695,177.52	6,695,177.52 0.00	6,695,177.52	0.00		1	1.00 6,695,177.52	0.00 6,695,177.52	4.68	NA NA
MONEY MARKET FUNDS TOTAL			**6,695,177.52**	**6,695,177.52 0.00**	**6,695,177.52**	**0.00**		**1**	**1.00 6,695,177.52**	**0.00 6,695,177.52**	**4.68**	**NA**
COMMERCIAL PAPER												
05970UQR2	BANCO SANTANDER 03/25/27	04/16/2026 04/16/2026	4,000,000.00	3,849,461.11 0.00	3,849,461.11	4.10	03/25/2027	145	98.42 3,936,800.00	0.00 3,936,800.00	2.75	P-1 A-1
COMMERCIAL PAPER TOTAL			**4,000,000.00**	**3,849,461.11 0.00**	**3,849,461.11**	**4.10**		**145**	**98.42 3,936,800.00**	**0.00 3,936,800.00**	**2.75**	**A-1**
U.S. TREASURIES												
91282CJT9	US TREASURY 4.000 01/15/27	10/14/2025 10/14/2025	7,395,000.00	7,425,619.92 0.00	7,425,619.92	3.66	01/15/2027	76	99.96 7,392,400.21	(7,613.97) 7,400,014.18	5.17	Aa1 AA+
91282CNP2	US TREASURY 3.875 07/31/27	10/28/2026 10/28/2026	2,000,000.00	1,991,328.13 18,743.21	2,010,071.34	4.46	07/31/2027	273	99.61 1,992,187.50	733.69 1,991,453.81	1.39	Aa1 AA+
91282CPB1	US TREASURY 3.500 09/30/27	09/14/2026 09/14/2026	7,500,000.00	7,434,960.94 0.00	7,434,960.94	4.36	09/30/2027	334	99.19 7,439,355.45	(3,799.39) 7,443,154.84	5.20	Aa1 AA+
U.S. TREASURIES TOTAL			**16,895,000.00**	**16,851,908.99 18,743.21**	**16,870,652.20**	**4.06**		**213**	**99.58 16,823,943.16**	**(10,679.66) 16,834,622.83**	**11.76**	**AA+**
U.S. AGENCIES												
3133EP4U6	FED FARM CR BNKS 4.375 03/08/27	03/20/2024 03/20/2024	3,000,000.00	2,984,073.00 0.00	2,984,073.00	4.57	03/08/2027	128	99.95 2,998,590.00	457.71 2,998,132.29	2.10	Aa1 AA+
U.S. AGENCIES TOTAL			**3,000,000.00**	**2,984,073.00 0.00**	**2,984,073.00**	**4.57**		**128**	**99.95 2,998,590.00**	**457.71 2,998,132.29**	**2.10**	**AA+**
GENERAL FUND TOTAL			**70,495,460.49**	**70,285,903.59 18,743.21**	**70,304,646.80**	**3.69**		**65**	**70,359,793.65**	**(10,221.95) 70,370,015.61**	**49.17**	**AA+**
HIGH SCHOOL STUDENT ACTIVITY												
MONEY MARKET FUNDS												

MEEDER PUBLIC FUNDS

Position Statement

CUSIP	DESCRIPTION	TRADE DATE SETTLE DATE	PAR VALUE	PRINCIPAL COST PURCHASED INTEREST	TOTAL COST	YIELD TO MATURITY	MATURITY DATE	DAYS TO MATURITY	MARKET PRICE MARKET VALUE	UNREALIZED GAIN/LOSS BOOK VALUE	% OF MV	MOODY'S S&P RATING
49-4929-3821	BBVA-PNC Business Checking with Interest Account	10/31/2026 10/31/2026	1,784,991.72	1,784,991.72 0.00	1,784,991.72	3.00		1	1.00 1,784,991.72	0.00 1,784,991.72	1.25	NA NA
MONEY MARKET FUNDS TOTAL			**1,784,991.72**	**1,784,991.72** **0.00**	**1,784,991.72**	**3.00**		**1**	**1.00** **1,784,991.72**	**0.00** **1,784,991.72**	**1.25**	**NA**
HIGH SCHOOL STUDENT ACTIVITY TOTAL			**1,784,991.72**	**1,784,991.72** **0.00**	**1,784,991.72**	**3.00**		**1**	**1,784,991.72**	**0.00** **1,784,991.72**	**1.25**	**NA**
INTEREST & SINKING												
LGIP												
TEXPOOL	TexPool	10/31/2026 10/31/2026	8,524,928.05	8,524,928.05 0.00	8,524,928.05	3.94		1	1.00 8,524,928.05	0.00 8,524,928.05	5.96	AAA
LGIP TOTAL			**8,524,928.05**	**8,524,928.05** **0.00**	**8,524,928.05**	**3.94**		**1**	**1.00** **8,524,928.05**	**0.00** **8,524,928.05**	**5.96**	**AAA**
MONEY MARKET FUNDS												
49-4929-3602	BBVA-PNC Business Checking with Interest Account	10/31/2026 10/31/2026	524,166.41	524,166.41 0.00	524,166.41	3.00		1	1.00 524,166.41	0.00 524,166.41	0.37	NA NA
MONEY MARKET FUNDS TOTAL			**524,166.41**	**524,166.41** **0.00**	**524,166.41**	**3.00**		**1**	**1.00** **524,166.41**	**0.00** **524,166.41**	**0.37**	**NA**
INTEREST & SINKING TOTAL			**9,049,094.46**	**9,049,094.46** **0.00**	**9,049,094.46**	**3.89**		**1**	**9,049,094.46**	**0.00** **9,049,094.46**	**6.32**	**AAA**
LOCAL BUILDING BOND 2023												
LGIP												
TEXPOOL	TexPool	10/31/2026 10/31/2026	48,113,075.48	48,113,075.48 0.00	48,113,075.48	3.94		1	1.00 48,113,075.48	0.00 48,113,075.48	33.62	AAA
LGIP TOTAL			**48,113,075.48**	**48,113,075.48** **0.00**	**48,113,075.48**	**3.94**		**1**	**1.00** **48,113,075.48**	**0.00** **48,113,075.48**	**33.62**	**AAA**
MONEY MARKET FUNDS												
49-4929-3776	BBVA-PNC Business Checking with Interest Account	10/31/2026 10/31/2026	3,097,810.24	3,097,810.24 0.00	3,097,810.24	3.00		1	1.00 3,097,810.24	0.00 3,097,810.24	2.16	NA NA
MONEY MARKET FUNDS TOTAL			**3,097,810.24**	**3,097,810.24** **0.00**	**3,097,810.24**	**3.00**		**1**	**1.00** **3,097,810.24**	**0.00** **3,097,810.24**	**2.16**	**NA**
LOCAL BUILDING BOND 2023 TOTAL			**51,210,885.72**	**51,210,885.72** **0.00**	**51,210,885.72**	**3.88**		**1**	**51,210,885.72**	**0.00** **51,210,885.72**	**35.79**	**AAA**

MEEDER PUBLIC FUNDS

Position Statement

CUSIP	DESCRIPTION	TRADE DATE SETTLE DATE	PAR VALUE	PRINCIPAL COST PURCHASED INTEREST	TOTAL COST	YIELD TO MATURITY	MATURITY DATE	DAYS TO MATURITY	MARKET PRICE MARKET VALUE	UNREALIZED GAIN/LOSS BOOK VALUE	% OF MV	MOODY'S S&P RATING
PAYROLL ACCOUNT												
MONEY MARKET FUNDS												
49-4929-4007	BBVA-PNC Business Checking with Interest Account	10/31/2026 10/31/2026	1,317,843.24	1,317,843.24 0.00	1,317,843.24	3.00		1	1.00 1,317,843.24	0.00 1,317,843.24	0.92	NA NA
MONEY MARKET FUNDS TOTAL			**1,317,843.24**	**1,317,843.24 0.00**	**1,317,843.24**	**3.00**		**1**	**1.00 1,317,843.24**	**0.00 1,317,843.24**	**0.92**	**NA**
PAYROLL ACCOUNT TOTAL			**1,317,843.24**	**1,317,843.24 0.00**	**1,317,843.24**	**3.00**		**1**	**1,317,843.24**	**0.00 1,317,843.24**	**0.92**	**NA**
SCHOLARSHIP FUND												
LGIP												
TEXPOOL	TexPool	10/31/2026 10/31/2026	462,448.12	462,448.12 0.00	462,448.12	3.94		1	1.00 462,448.12	0.00 462,448.12	0.32	AAA
LGIP TOTAL			**462,448.12**	**462,448.12 0.00**	**462,448.12**	**3.94**		**1**	**1.00 462,448.12**	**0.00 462,448.12**	**0.32**	**AAA**
MONEY MARKET FUNDS												
49-4929-3899	BBVA-PNC Business Checking with Interest Account	10/31/2026 10/31/2026	441,230.21	441,230.21 0.00	441,230.21	3.00		1	1.00 441,230.21	0.00 441,230.21	0.31	NA NA
MONEY MARKET FUNDS TOTAL			**441,230.21**	**441,230.21 0.00**	**441,230.21**	**3.00**		**1**	**1.00 441,230.21**	**0.00 441,230.21**	**0.31**	**NA**
U.S. TREASURIES												
91282CQE4	US TREASURY 3.500 03/15/29	04/06/2026 04/06/2026	1,500,000.00	1,486,640.63 0.00	1,486,640.63	3.82	03/15/2029	866	97.54 1,463,085.95	(26,154.41) 1,489,240.36	1.02	Aa1 AA+
U.S. TREASURIES TOTAL			**1,500,000.00**	**1,486,640.63 0.00**	**1,486,640.63**	**3.82**		**866**	**97.54 1,463,085.95**	**(26,154.41) 1,489,240.36**	**1.02**	**AA+**
SCHOLARSHIP FUND TOTAL			**2,403,678.33**	**2,390,318.96 0.00**	**2,390,318.96**	**3.69**		**536**	**2,366,764.28**	**(26,154.41) 2,392,918.69**	**1.65**	**AA+**
GRAND TOTAL			**143,271,457.25**	**143,044,869.11 18,743.21**	**143,063,612.32**	**3.74**		**43**	**143,097,769.95**	**(36,001.50) 143,133,771.45**	**100.00**	**AAA**

MEEDER PUBLIC FUNDS

Cash Reconciliation Report

GENERAL FUND

POST DATE	IDENTIFIER	DESCRIPTION	PAR VALUE	FINAL MATURITY	PRINCIPAL	AMOUNT
BUY						
10/28/2026	91282CNP2	US TREASURY 3.875 07/31/27	2,000,000.00	07/31/2027	1,991,328.13	-2,010,071.34
BUY TOTAL			**2,000,000.00**		**1,991,328.13**	**-2,010,071.34**

MEEDER PUBLIC FUNDS

Transaction Statement

GENERAL FUND									
	TRADE DATE	SETTLE DATE	CUSIP	DESCRIPTION	PAR VALUE	PRINCIPAL COST	PURCHASED INTEREST	TOTAL	PURCHASE YIELD
BUY									
	10/28/2026	10/28/2026	91282CNP2	US TREASURY 3.875 07/31/27	2,000,000.00	1,991,328.13	18,743.21	(2,010,071.34)	4.46
BUY TOTAL					**2,000,000.00**	**1,991,328.13**	**18,743.21**	**(2,010,071.34)**	**4.46**

MEEDER PUBLIC FUNDS

Amortization Schedule

CUSIP	DESCRIPTION	PAR VALUE	PRINCIPAL COST	ORIGINAL PREMIUM OR DISCOUNT	BEGINNING BOOK VALUE	CURRENT PERIOD AMORT	ENDING BOOK VALUE	TOTAL AMORTIZATION	UNAMORTIZED BALANCE
CAFETERIA FUND									
3133ERFJ5	FED FARM CR BNKS 4.500 05/20/27	500,000.00	497,500.00	(2,500.00)	499,472.12	70.84	499,542.96	2,042.96	(457.04)
91282CFM8	US TREASURY 4.125 09/30/27	500,000.00	498,828.13	(1,171.87)	498,880.42	95.35	498,975.77	147.64	(1,024.23)
TOTAL		**1,000,000.00**	**996,328.13**	**(3,671.87)**	**998,352.54**	**166.19**	**998,518.73**	**2,190.60**	**(1,481.27)**
GENERAL FUND									
05970UQR2	BANCO SANTANDER 03/25/27	4,000,000.00	3,849,461.11	(150,538.89)	3,923,194.44	13,605.56	3,936,800.00	87,338.89	(63,200.00)
3133EP4U6	FED FARM CR BNKS 4.375 03/08/27	3,000,000.00	2,984,073.00	(15,927.00)	2,997,676.39	455.90	2,998,132.29	14,059.29	(1,867.71)
91282CPB1	US TREASURY 3.500 09/30/27	7,500,000.00	7,434,960.94	(65,039.06)	7,437,862.95	5,291.89	7,443,154.84	8,193.90	(56,845.16)
91282CNP2	US TREASURY 3.875 07/31/27	2,000,000.00	1,991,328.13	(8,671.87)	0.00	125.68	1,991,453.81	125.68	(8,546.19)
91282CJT9	US TREASURY 4.000 01/15/27	7,395,000.00	7,425,619.92	30,619.92	7,402,086.71	(2,072.53)	7,400,014.18	(25,605.74)	5,014.18
TOTAL		**23,895,000.00**	**23,685,443.10**	**(209,556.90)**	**21,760,820.49**	**17,406.50**	**23,769,555.12**	**84,112.02**	**(125,444.88)**
SCHOLARSHIP FUND									
91282CQE4	US TREASURY 3.500 03/15/29	1,500,000.00	1,486,640.63	(13,359.37)	1,488,854.75	385.61	1,489,240.36	2,599.73	(10,759.64)
TOTAL		**1,500,000.00**	**1,486,640.63**	**(13,359.37)**	**1,488,854.75**	**385.61**	**1,489,240.36**	**2,599.73**	**(10,759.64)**
GRAND TOTAL		**26,395,000.00**	**26,168,411.86**	**(226,588.14)**	**24,248,027.78**	**17,958.29**	**26,257,314.20**	**88,902.34**	**(137,685.80)**

MEEDER PUBLIC FUNDS

Accrued Interest Schedule

IDENTIFIER	DESCRIPTION	SETTLE DATE	PAR VALUE	PRINCIPAL COST	BEGINNING ACCRUED INTEREST	PURCHASED INTEREST	CURRENT PERIOD ACCRUAL	INTEREST RECEIVED	ENDING ACCRUED INTEREST
29 TAX ACCOUNT									
49-4929-3696	BBVA-PNC Business Checking with Interest Account	2026-10-31	2,434,789.07	2,434,789.07	0.00	0.00	0.00	0.00	0.00
TOTAL			**2,434,789.07**	**2,434,789.07**	**0.00**	**0.00**	**0.00**	**0.00**	**0.00**
CAFETERIA FUND									
49-4929-3477	BBVA-PNC Business Checking with Interest Account	2026-10-31	3,028,332.42	3,028,332.42	0.00	0.00	1,473.65	1,473.65	0.00
3133ERFJ5	FED FARM CR BNKS 4.500 05/20/27	2024-05-21	500,000.00	497,500.00	8,187.50	0.00	1,875.00	0.00	10,062.50
TEXPOOL	TexPool	2026-10-31	546,381.80	546,381.80	0.00	0.00	2,222.96	2,222.96	0.00
91282CFM8	US TREASURY 4.125 09/30/27	2026-09-14	500,000.00	498,828.13	56.66	0.00	1,756.52	0.00	1,813.19
TOTAL			**4,574,714.22**	**4,571,042.35**	**8,244.16**	**0.00**	**7,328.13**	**3,696.61**	**11,875.69**
GENERAL FUND									
05970UQR2	BANCO SANTANDER 03/25/27	2026-04-16	4,000,000.00	3,849,461.11	0.00	0.00	0.00	0.00	0.00
49-4923-2965	BBVA-PNC Corporate Business Account	2026-10-31	6,695,177.52	6,695,177.52	0.00	0.00	3,587.39	3,587.39	0.00
3133EP4U6	FED FARM CR BNKS 4.375 03/08/27	2024-03-20	3,000,000.00	2,984,073.00	8,385.42	0.00	10,937.50	0.00	19,322.92
LSCO	Lone Star Invest Pool - Corporate Overnight Fund	2026-10-31	33,452,832.85	33,452,832.85	0.00	0.00	81,523.44	81,523.44	0.00
TEXPOOL	TexPool	2026-10-31	6,452,450.12	6,452,450.12	0.00	0.00	21,263.21	21,263.21	0.00
91282CPB1	US TREASURY 3.500 09/30/27	2026-09-14	7,500,000.00	7,434,960.94	721.15	0.00	22,355.77	0.00	23,076.92
91282CNP2	US TREASURY 3.875 07/31/27	2026-10-28	2,000,000.00	1,991,328.13	0.00	(18,743.21)	842.39	0.00	19,585.60
91282CJT9	US TREASURY 4.000 01/15/27	2025-10-14	7,395,000.00	7,425,619.92	62,696.74	0.00	24,917.93	0.00	87,614.67
TOTAL			**70,495,460.49**	**70,285,903.59**	**71,803.31**	**(18,743.21)**	**165,427.63**	**106,374.04**	**149,600.11**
HIGH SCHOOL STUDENT ACTIVITY									
49-4929-3821	BBVA-PNC Business Checking with Interest Account	2026-10-31	1,784,991.72	1,784,991.72	0.00	0.00	1,141.49	1,141.49	0.00
TOTAL			**1,784,991.72**	**1,784,991.72**	**0.00**	**0.00**	**1,141.49**	**1,141.49**	**0.00**
INTEREST & SINKING									
49-4929-3602	BBVA-PNC Business Checking with Interest Account	2026-10-31	524,166.41	524,166.41	0.00	0.00	347.47	347.47	0.00

MEEDER PUBLIC FUNDS

Accrued Interest Schedule

IDENTIFIER	DESCRIPTION	SETTLE DATE	PAR VALUE	PRINCIPAL COST	BEGINNING ACCRUED INTEREST	PURCHASED INTEREST	CURRENT PERIOD ACCRUAL	INTEREST RECEIVED	ENDING ACCRUED INTEREST
TEXPOOL	TexPool	2026-10-31	8,524,928.05	8,524,928.05	0.00	0.00	28,092.78	28,092.78	0.00
TOTAL			**9,049,094.46**	**9,049,094.46**	**0.00**	**0.00**	**28,440.25**	**28,440.25**	**0.00**
LOCAL BUILDING BOND 2023									
49-4929-3776	BBVA-PNC Business Checking with Interest Account	2026-10-31	3,097,810.24	3,097,810.24	0.00	0.00	6,606.04	6,606.04	0.00
TEXPOOL	TexPool	2026-10-31	48,113,075.48	48,113,075.48	0.00	0.00	162,807.62	162,807.62	0.00
TOTAL			**51,210,885.72**	**51,210,885.72**	**0.00**	**0.00**	**169,413.66**	**169,413.66**	**0.00**
PAYROLL ACCOUNT									
49-4929-4007	BBVA-PNC Business Checking with Interest Account	2026-10-31	1,317,843.24	1,317,843.24	0.00	0.00	1,418.07	1,418.07	0.00
TOTAL			**1,317,843.24**	**1,317,843.24**	**0.00**	**0.00**	**1,418.07**	**1,418.07**	**0.00**
SCHOLARSHIP FUND									
49-4929-3899	BBVA-PNC Business Checking with Interest Account	2026-10-31	441,230.21	441,230.21	0.00	0.00	227.64	227.64	0.00
TEXPOOL	TexPool	2026-10-31	462,448.12	462,448.12	0.00	0.00	1,523.95	1,523.95	0.00
91282CQE4	US TREASURY 3.500 03/15/29	2026-04-06	1,500,000.00	1,486,640.63	28,570.44	0.00	4,495.86	26,250.00	6,816.30
TOTAL			**2,403,678.33**	**2,390,318.96**	**28,570.44**	**0.00**	**6,247.45**	**28,001.59**	**6,816.30**
GRAND TOTAL			**143,271,457.25**	**143,044,869.11**	**108,617.91**	**(18,743.21)**	**379,416.68**	**338,485.71**	**168,292.10**

MEEDER PUBLIC FUNDS

Earnings by Fund

CUSIP	DESCRIPTION	ENDING PAR VALUE	BEGINNING BOOK VALUE	ENDING BOOK VALUE	FINAL MATURITY	COUPON RATE	YIELD	INTEREST EARNED	NET AMORTIZATION/ ACCRETION INCOME	NET REALIZED GAIN/LOSS	ADJUSTED INTEREST EARNINGS
29 TAX ACCOUNT											
49-4929-3696	BBVA-PNC Business Checking with Interest Account	2,434,789.07	401,620.52	2,434,789.07	10/31/2026	2.59	3.00	0.00	0.00	0.00	0.00
TOTAL		**2,434,789.07**	**401,620.52**	**2,434,789.07**		**2.59**	**3.00**	**0.00**	**0.00**	**0.00**	**0.00**
CAFETERIA FUND											
3133ERFJ5	FED FARM CR BNKS 4.500 05/20/27	500,000.00	499,472.12	499,542.96	05/20/2027	4.50	4.68	1,875.00	70.84	0.00	1,945.84
49-4929-3477	BBVA-PNC Business Checking with Interest Account	3,028,332.42	1,800,253.37	3,028,332.42	10/31/2026	2.75	3.00	1,473.65	0.00	0.00	1,473.65
91282CFM8	US TREASURY 4.125 09/30/27	500,000.00	498,880.42	498,975.77	09/30/2027	4.13	4.36	1,756.52	95.35	0.00	1,851.87
TEXPOOL	TexPool	546,381.80	1,044,158.84	546,381.80	10/31/2026	5.34	3.94	2,222.96	0.00	0.00	2,222.96
TOTAL		**4,574,714.22**	**3,842,764.75**	**4,573,232.95**		**3.40**	**3.45**	**7,328.13**	**166.19**	**0.00**	**7,494.32**
GENERAL FUND											
05970UQR2	BANCO SANTANDER 03/25/27	4,000,000.00	3,923,194.44	3,936,800.00	03/25/2027	0.00	4.10	0.00	13,605.56	0.00	13,605.56
3133EP4U6	FED FARM CR BNKS 4.375 03/08/27	3,000,000.00	2,997,676.39	2,998,132.29	03/08/2027	4.38	4.57	10,937.50	455.90	0.00	11,393.40
49-4923-2965	BBVA-PNC Corporate Business Account	6,695,177.52	2,779,140.66	6,695,177.52	10/31/2026	0.00	0.00	3,587.39	0.00	0.00	3,587.39
91282CJT9	US TREASURY 4.000 01/15/27	7,395,000.00	7,402,086.71	7,400,014.18	01/15/2027	4.00	3.66	24,917.93	(2,072.53)	0.00	22,845.41
91282CNP2	US TREASURY 3.875 07/31/27	2,000,000.00	0.00	1,991,453.81	07/31/2027	3.88	4.46	842.39	125.68	0.00	968.07
91282CPB1	US TREASURY 3.500 09/30/27	7,500,000.00	7,437,862.95	7,443,154.84	09/30/2027	3.50	4.36	22,355.77	5,291.89	0.00	27,647.66
LSCO	Lone Star Invest Pool - Corporate Overnight Fund	33,452,832.85	28,454,800.31	33,452,832.85	10/31/2026	0.00	4.07	81,523.44	0.00	0.00	81,523.44
TEXPOOL	TexPool	6,452,450.12	6,431,186.91	6,452,450.12	10/31/2026	5.34	3.94	21,263.21	0.00	0.00	21,263.21
TOTAL		**70,495,460.49**	**59,425,948.37**	**70,370,015.61**		**1.58**	**3.69**	**165,427.63**	**17,406.50**	**0.00**	**182,834.13**
HIGH SCHOOL STUDENT ACTIVITY											
49-4929-3821	BBVA-PNC Business Checking with Interest Account	1,784,991.72	1,591,234.96	1,784,991.72	10/31/2026	2.59	3.00	1,141.49	0.00	0.00	1,141.49
TOTAL		**1,784,991.72**	**1,591,234.96**	**1,784,991.72**		**2.59**	**3.00**	**1,141.49**	**0.00**	**0.00**	**1,141.49**

MEEDER PUBLIC FUNDS

Earnings by Fund

CUSIP	DESCRIPTION	ENDING PAR VALUE	BEGINNING BOOK VALUE	ENDING BOOK VALUE	FINAL MATURITY	COUPON RATE	YIELD	INTEREST EARNED	NET AMORTIZATION/ ACCRETION INCOME	NET REALIZED GAIN/LOSS	ADJUSTED INTEREST EARNINGS
INTEREST & SINKING											
49-4929-3602	BBVA-PNC Business Checking with Interest Account	524,166.41	523,818.94	524,166.41	10/31/2026	2.57	3.00	347.47	0.00	0.00	347.47
TEXPOOL	TexPool	8,524,928.05	8,496,835.27	8,524,928.05	10/31/2026	5.34	3.94	28,092.78	0.00	0.00	28,092.78
TOTAL		**9,049,094.46**	**9,020,654.21**	**9,049,094.46**		**5.17**	**3.89**	**28,440.25**	**0.00**	**0.00**	**28,440.25**
LOCAL BUILDING BOND 2023											
49-4929-3776	BBVA-PNC Business Checking with Interest Account	3,097,810.24	4,557,708.84	3,097,810.24	10/31/2026	2.77	3.00	6,606.04	0.00	0.00	6,606.04
TEXPOOL	TexPool	48,113,075.48	51,126,411.33	48,113,075.48	10/31/2026	5.34	3.94	162,807.62	0.00	0.00	162,807.62
TOTAL		**51,210,885.72**	**55,684,120.17**	**51,210,885.72**		**5.18**	**3.88**	**169,413.66**	**0.00**	**0.00**	**169,413.66**
PAYROLL ACCOUNT											
49-4929-4007	BBVA-PNC Business Checking with Interest Account	1,317,843.24	2,259,597.18	1,317,843.24	10/31/2026	2.71	3.00	1,418.07	0.00	0.00	1,418.07
TOTAL		**1,317,843.24**	**2,259,597.18**	**1,317,843.24**		**2.71**	**3.00**	**1,418.07**	**0.00**	**0.00**	**1,418.07**
SCHOLARSHIP FUND											
49-4929-3899	BBVA-PNC Business Checking with Interest Account	441,230.21	448,694.41	441,230.21	10/31/2026	2.60	3.00	227.64	0.00	0.00	227.64
91282CQE4	US TREASURY 3.500 03/15/29	1,500,000.00	1,488,854.75	1,489,240.36	03/15/2029	3.50	3.82	4,495.86	385.61	0.00	4,881.46
TEXPOOL	TexPool	462,448.12	460,924.17	462,448.12	10/31/2026	5.34	3.94	1,523.95	0.00	0.00	1,523.95
TOTAL		**2,403,678.33**	**2,398,473.33**	**2,392,918.69**		**3.69**	**3.69**	**6,247.45**	**385.61**	**0.00**	**6,633.05**
GRAND TOTAL		**143,271,457.25**	**134,624,413.49**	**143,133,771.45**		**3.23**	**3.74**	**379,416.68**	**17,958.29**	**0.00**	**397,374.98**

Disclosure

Meeder provides monthly statements for its investment management clients to provide information about the investment portfolio. The information should not be used for audit or confirmation purposes. Please review your custodial statements and report any inaccuracies or discrepancies.

Certain information and data has been supplied by unaffiliated third parties. Although Meeder believes the information is reliable, it cannot warrant the accuracy of information offered by third parties. Market value may reflect prices received from pricing vendors when current market quotations are not available. Prices may not reflect firm bids or offers and may differ from the value at which the security can be sold.

Statements may include positions from unmanaged accounts provided for reporting purposes. Unmanaged accounts are managed directly by the client and are not included in the accounts managed by Meeder. This information is provided as a client convenience and Meeder assumes no responsibility for performance of these accounts or the accuracy of the data reported.

Investing involves risk. Past performance is no guarantee of future results. Debt and fixed income securities are subject to credit and interest rate risk. The investment return and principal value of an investment will fluctuate so that an investors shares, when redeemed, may be worth more or less than their original cost. Current performance may be lower or higher than the performance data quoted.

Meeder Public Funds, Inc. is a registered investment adviser and affiliate of Meeder Investment Management, Inc. Investment advisory services are provided through Meeder Public Funds, Inc. Please contact us if you would like to receive a copy of our current ADV disclosure brochure or privacy policy.

© 2026 Meeder Investment Management

MEEDER

PUBLIC FUNDS