FY 2027 FEE SCHEDULE UPDATE

A Public Hearing to Consider Fee Increases

PUBLIC HEARING PURSUANT TO I.C. 67-6311A

Public Hearing required when fees are anticipated to:

- Increase >5%
- New Fees

Staff Presentation

Public Comment

Adoption by Resolution

FEE SCHEDULE REVIEW

Modifications to 8 of the 9 tables.

Fee increase are reviewed annually with the FY Budget planning

CITY OF HAYDEN IDAHO

OFFICIAL FEE SCHEDULE- TABLE OF CONTENTS

EXHIBIT A

Table	Description
Table 1	ADMINISTRATION FEES
	Beer and Wine Licenses
	Animal and Kennel Licenses
	Other Licenses and Permits
	Copies and Record Requests
	Miscellaneous Fees
Table 2	RECREATION FEES
	Sport Fees and Tournaments
	Sport Miscellenous Fees
	Legend
Table 3	EVENT FEES
	Facility Rental Fees
	City Sponsored Special Event Fees
	Legend
Table 4	PLANNING & ENGINEERING DEVELOPMENT FEES
	Administrative and Miscellaneous Fees
	Site Plan Fees
	Land Use Permits
	Subdivisions
	Infrastructure
Table 5	BUILDING FEES - GENERAL
	General Inspections and Permits
	Building Permit Fee Calculation Table (Uniform Building Code=UBC)
	Commercial
	Residential
	Mechanical
	Other Fees
Table 6	EQUIPMENT RATES
	City Equipment Rental Rates and Fees
Table 7	IMPACT FEES
	Fire and Emergency Services District Fees
	City Impact Fees
Table 8	PUBLIC WORKS
	Public Infastructure Review
	Development Review Fees
	Encroachment Permit Fees
	Other Public Work Fees
Table 9	SEWER UTILITY
	Sewer Capitalization and Connection Fees
	Sewer Rates
	Sewer Misc. Fees

Most of the fee increases are tied to higher cost of service

Fee increases are typically updated ahead of the fiscal year start, but not effective until after Oct. 1.

TABLE 1: ADMIN FEES

Fee Description	Previous Fee	Proposed Fee
Table 1 Administrative Fees		
Purpose: To address fees that were inadvertantly left off with previous fee updates.		
CD/DVD ($1)	New	$1 Each
Flash Drives ($5)	New	$5 Each

TABLE 2: RECREATION FEES

Table 2 Recreation Fees		
Purpose: Providing for new and adjusted rates to offset costs of service for recreational services		
Adult Volleyball Resident (officiated)	$220.00	$230.00
Adult Volleyball Non Resident (officiated)	$240.00	$255.00
Adult Volleyball Resident (self officiated)	$200.00	$205.00
Adult Volleyball Non Resident (self officiated)	$220.00	$230.00
Youth Baseball Resident	$31.00	$36.00
Youth Baseball Non Resident	$36.00	$45.00
Youth Recreation League Basektball PK-2nd-Resident	$35.00	$37.00
Youth Recreation League Basketball PK-2nd Non Resident	$40.00	$46.00
Youth Recreation League Basketball (3rd-9th Grade), Resident	$55.00	$58.00
Youth Recreation League Basketball (3rd-9th Grade) Non-Resident	$60.00	$68.00
Youth Flag Football, Resident	$57.00	$60.00
Youth Flag Football, Non Resident	$62.00	$70.00
Youth Mini/Micro Soccer, Resident	$27.00	$32.00
Youth Mini/Micro Soccer, Non Resident	$32.00	$40.00
Youth U8-U15 Soccer, Resident	$27.00	$37.00
Youth U8-U15 Soccer, Non Resident	$32.00	$46.00
Youth Volleyball, Resident	$31.00	$36.00
Youth Volleyball, Non Resident	$36.00	$45.00
Youth Sports Team Sponsor	$165.00	$175.00
Sports Tournaments (Per Team)- Volleyball Non Resident	New	$125.00
Sports Tournaments (Per Team)- Basketball Non Resident	New	$450.00
Open Play- Youth and Adult Sports- Per Participant	New	$5.00



TABLE 2: RECREATION FEES

Table 2
RECREATION

DESCRIPTION	FEE	
SPORTS, TEAMS AND TOURNAMENTS		
Fee Type	***Resident**	****Non Resident**
Adult Volleyball Team (Self-Officiated)	$205.00	$230.00
Adult Volleyball Team (Officiated)	$230.00	$255.00
Open Play Youth and Adult Sport- Per participant	$5.00	$5.00
Youth Baseball	$36.00	$45.00
Youth Recreation League Basketball (PK-2nd Grade)	$37.00	$46.00
Youth Recreation League Basketball (3rd-9th Grade)	$58.00	$68.00
Youth Team (Comp) League Basketball Team	$600.00	$655.00
Youth Team (Comp) League Basketball Forfeit Fee	$50.00	N/A
Youth Team (Comp) League Basketball Reschedule Fee	$50.00	N/A
Youth NFL Flag Football	$60.00	$70.00
Youth Soccer Micro/Mini	$32.00	$40.00
Youth Soccer U8-U15	$37.00	$46.00
Youth Volleyball	$36.00	$45.00
Youth Sports Team Sponsor	$175.00	N/A
Sports Tournaments:		
· Volleyball	$115.00	$125.00
· Basketball	$450.00	$450.00
SPORT MISCELLENOUS FEES		
Recreation Late Registration Fee	$5.00 Individual $15.00 Team (five players or less) $25.00 Team (six or more players)	

Contracted Programs: Fees for contracted programs will be that amount established in the contract between the Contractor and the City of Hayden, which will take into consideration the number of participants, supplies, equipment, and contractor's other costs.

LEGEND

* 50% or more of team lives in Hayden City Limits

** Less than 50% of Team lives in Hayden City Limits

Unless otherwise noted, all fees are based on a Per-Person rate.

TABLE 3: EVENT FEES

Table 3 Event Fees			
Purpose: Providing for adjusted fees to cover cost of services; address notational changes (/=Per)			
Daily Boat Ramp, In-State	$5.00	$10.00	
Daily Boat Ramp, Out-of-State	$10.00	$20.00	
Daily Boat Ramp- Watersports, Commercial (Per Watersport /Commercial Company)	$10.00	$20.00	
Annual Pass- Boat Ramp, In-State (first 2 vehicles to same household)	$40.00	$80.00	
Annual Pass- Boat Ramp, Out-of-State (first 2 vehicles to same household)	$60.00	$160.00	
Annual Pass- Boat Ramp- Watersports, Commercial (First 2 vehicles registered to the business, $40 for each additional vehicle registered to the business)	$80.00	$160.00	
Field Reservation Fee Practice - Non Resident	NEW	$20 / Hour	
Field Reservation Fee Games - Non Resident	NEW	$25 / Hour	
Field Reservation Fee- Camp- Non Resident	NEW	$68 / Field/Camp/ Day	
Field Reservation Fee- Trounaments- Non Resident	NEW	$155 / Field/Day	
Electricity- Usage Fee (not tied to a sports event)	$20/Day	$20/Outlet/Day	
Parade Entry Fees			
Commercial & Political	$30.00	$40.00	
Groups- Marching, Musical, Church, Schools Etc. (Business / Non Profit)	$15 $/10	$25 / $15	
Antique & Classic Autos, Trucks, Machinery	$15.00	$20.00	
Individuals	$15.00	$20.00	
Equestrian(s) Groups or Singles	$15.00	$20.00	
Vendor Booth Fees- Day Events (Existing / Proposed Fee)	**2-day**	**1 Day**	**1/2 Day**
Food Vendor	$125 / $150	$65 $/80	$45/$55
Business/Corporation	$95/$105	$50 / $60	$40/ $50
Mixed-Goods/Crafts Vendor	$85 / $95	$45 /$55	$30 / $40
Non-profit (Selling a product)	$55 / $60	$30 /$35	$25 / $30

TABLE 3: BOAT LAUNCH FEES

Honeysuckle Boat Ramp Fee Information - September 2026

Ramp Fee Source	5-yr total @ current fees	5-yr average @ current fees	Est. annual revenue @ proposed rates $10/20*	$12/$24*	$15/30*
Kiosk Revenue	$172,209	$34,441.80	$68,883.60	$82,660.32	$103,325.40
Annual In-State	$46,550	$9,310.00	$18,620.00	$22,344.00	$27,930.00
Annual Out of State	$6,785	$1,357.00	$2,714.00	$3,256.80	$4,071.00
Commercial	$4,120	$824.00	$1,648.00	$1,977.60	$2,472.00
TOTAL	**$229,664**	**$45,933**	**$91,866**	**$110,239**	**$137,798**
*Ramp fee revenues assume all rates increased at same proportion as daily rate					

TABLE 3: BOAT LAUNCH FEES- PLANNED CAPITAL EXPENSES

Honeysuckle Ramp Ongoing Maintenance	Frequency	Notes
Dock Maintenance	annual	*loose, damaged boards, railing, ramps, ladders, floats. ~7000 sf
Parking Lot Maintenance	annual	*annual striping, patching
Security Camera Maintenance	periodic	
Restroom/Concession Facility Maintenance	annual	
Irrigation Maintenance	annual	
Kiosk Maintenance	periodic	
Asphalt/Concrete Maintenance/Repair	annual	
Tree Trimming/Removal	annual	*storm damage
Landscape Maintenance	annual	

Honeysuckle Ramp - Future Project Needs		
Breakwater Installation	$150,000	*Included in CIP.
Dock Resurfacing	$150,000	*Likely required in 5-10 year time frame (built 2008)
Parking Lot Resurfacing	$150,000	*Included in CIP.
Kiosk Replacement	$40,000	*kiosk expected life ~5-10 years
Honeysuckle Corridor Plan	$250,000	*Included in CIP. Cost shared by transportation, parks, and boat launch revenues
Honeysuckle Corridor Plan Design	$200,000	*Included in CIP. Cost shared by transportation, parks, and boat launch revenues
Honeysuckle Corridor Plan Construction	$1,100,000	*Included in CIP. Cost shared by transportation, parks, and boat launch revenues

TABLE 4: PLANNING, ENGINEERING AND DEVELOPMENT FEES

Table 4 Planning, Engineering, Development Fees		
Purpose: To adjust rates to cover costs of services; address notational changes; provide for new fees for services rendered (/=Per)		
Appeal/Request for Reconsideration - City Council Public Meeting	$245.00	$400.00
Appeal/Request for Reconsideration - City Council Public Hearing	$600 + Pass thru cost for noticing	$800.00 + Pass thru cost for noticing
Agreements	$400.00	$525.00
Traffic Data from Regional Demand Model	Pass through ($1000 Deposit)	$450 + Pass Thru Cost of $10,000 Deposit
Traffic Impact Study by City's Consultant	Pass through ($500 Deposit)	$200 + Pass Thru Cost of $10,000 Deposit
Phased Site Plan Review	New	$1,050.00
Additional Phased Plan Inspections & Project Tracking	New	$380.00
Annexation Application	$3,500.00	$4,000.00
Annexation Agreement and Post Processing	$1,500.00	$1,850.00
Architectual Design Review or Mixed Use Design Standard	$500.00	$500.00
Boundary Line Adjustment	$350.00	$480 + Pass thru Costs
Lot Consolidation Plat	NEW	$680.00
Subdivision Preliminary Plat	$1650 + $25 / Lot	$3,000.00
Subdivision Construction Plan Review		
2-15 Lots	NEW	$1,780.00
16-24 Lots	NEW	$2,325.00
25-50 Lots	NEW	$3,500.00
Greater than 50 Lots	NEW	$5,250.00
Planning and Development Fees- Infrastructure		
Off Site Public Infrastructure - Site Plan Review	$600.00	$1,250, or $300 + Pass Thru Cost
Off Site Public Infrastructure - Corridor Plan Review <900 Linear Feet	NEW	$1,450 or $300 +Pass Thru Costs
Off Site Public Infrastructure- Corridor Plan >900 Linear Feet	NEW	$1,450 + 1.5 / Linear Foot or $300 + Pass Thru Costs



TABLE 5: BUILDING FEES

Table 5 Building Fees		
Purpose: To adjust rates to cover costs of services; address notational changes; provide for new fees for services rendered (		
Inspections outside of normal busines hours (minimum of 2-hours)	$60 / Hour	$105 / Hour
General Building or Site Inpections not associated with a Permit	$100 / Inspection	$105 / Inspection
Reinspections		
Residential Reinspection and Final Inspection	$60 / Inspection	$105 / Inspection
Commercial Reinspections	$100 / Inspection	$105 / Inspection
Commercial Final Inpections	$165 / Inpsection	$180 / Inspection
Re-Instatement of Permit	$75	$85
Application Processing Fees	NEW	$50
Commercial Plan Review Check	65% of Building Permit Fee	65% of Building Permit Fee, $50 Mininum
Plan Review Check	10% of Building Permit Fee with $25 Minimum	25% of Building Permit Fee with $50 Minimum
House Moving Permit	$165	$165 + Demo Permit for Foundation
Mandated Abatement of Dangerous Building	NEW	$105 / Hour (2-hr Min)

TABLE 7: IMPACT FEES

Table 7- Impact Fees		
Pupose: To account for cost increases to planned projects (/ = Per)		
PARKS		
Multifamily (4+dwelling units per structure)	$1.41 / Sq. Ft	$1.56 / Sq Ft
Single Family (1-3 dwelling units per structure)		
Less than 1,000 sq. ft	$1,790/dwelling unit	$1,973/dwelling unit
1,000 -2,499 sq. ft.	$2,505/dwelling unit	$2,762/dwelling unit
2,500 sq. ft or above	$2,935/dwelling unit	$3,235/dwelling unit
TRANPORTATION/CIRCULATION		
Non Residential		
Hotel/Motel	$1,591/rentable room	$1,754/rentable room
Industrial/Warehouse	$0.99/square foot	$1.09/square foot
Office General	$3.98/square foot	$4.39/square foot
Medical Office	$8.55/ square foot	$9.43/ square foot
Retail/Restaurant	$9.98/square foot	$11.01/square foot
Service/Other	$4.86/square foot	$5.36/square foot
Multifamily (4+dwelling units per structure)	$1.42/square foot	$1.57/square foot
Single Family (1-3 dwelling units per structure)		
Less than 1,000 sq. ft	$2,523/dwelling unit	$2,781/dwelling unit
1,000 sq. feet-2,499 sq. ft.	$2,672/dwelling unit	$2,946/dwelling unit
2,500 sq. ft or above	$2,932/dwelling unit	$3,232/dwelling unit

TABLE 8: PUBLIC WORKS FEES

Table 8 Public Works Fees		
Purpose: To adjust rates to cover costs of services; address notational changes; provide for new fees for services rendered		
Lift Station Review	$3,500	$6,000
Public Infrastructure-Construction Oversite not associated with a	$2,100	$2,750
Subdivision 2-15 Lots	NEW	$1,800
Subdivision 16-24 Lots	NEW	$2,300
Subdivisions 25-50 Lots	$1,975	$3,500
Subdivisions >50 Lots	$2,900	$5,250
Right of Way Encroachment Permit- Fee + Additional Types as required:	$160	$50 + $110 Base
Swales	$200	$260
Road Bore	$110	$200
Utility Trench	$200	$390
Additional Paving (only)	$100	$460
Load Limit Permits	$60	$70

TABLE 9: SEWER CAP AND MONTHLY RATES

Table 9 Sewer Capitalization, Connection Fees and Monthly Rates		
Purpose: Provide for adjustments to monthly rates to account for Opertations and Maintenance cost increases and account for new connections rates reflectant of the cost of replacement for Collections only (/ differentiates total fee from collection fee).		
Fee Description	**Previous Fee**	**Proposed Fee**
Sewer Monthly Rates		
Residential Monthly Sewer Rate	$66.00	$69.25
Monthly Commercial/Industrial Rate	$66.00	$69.25
Sewer Capitalization Fee- Residential (Total Fee / Collection Fee)	$12,222 / $5244	$13,922 / $6944
Sewer Capitalization Fee- Commercial/Industrial (Total Fee / Collection Fee)	$12,222 / $5244	$13,922 / $6944
Flows over each increment of one wastewater unit will be rounded to the next wastewater unit, and will be charged an additional capitalization fee (Total Fee / Collection Fee)	$2,037/$874.00	$2,320.33 /$1,157.33
Sewer Stub Reimbursement - When Stub is Owned by the City		

PUBLICATION VS. ADOPTION

Staff published the sewer capitalization rate at a higher amount based on preliminary numbers provided by the Consultant.

Council can consider adopting less than published.

DESCRIPTION	FEE
Sewer Capitalization and Connection Fees	
Sewer Capitalization Fee - Residential	$13,500 per Dwelling Unit including a non-commercial accessory building with a bathroom. Fee comprises $6,522 to collection and $6,978 to treatment.
Sewer Capitalization Fee - Commercial/Industrial	Minimum $13,500 per 6 wastewater units ($6,522 to Collection and $6,978 to Treatment). Flows over each increment of one wastewater unit will be rounded to the next wastewater unit, and will be charged an additional capitalization fee of $2,250 which consists of $1,087 to Collection and $1,163 to Treatment.

Staff recommends adoptions based on final deliverable by our consultant.

Published Rate: $6,944 per ERU or $1,157.33 per Wastewater Unit

Adopted Recommendation: $6,522 Per ERU or $1,087 Per Wastewater Unit

Table 9: sewer cap and Monthly rates

Cost category	Category charge/month
Treatment	$37.40
System Replacement	$12.81
Debt Service	$10.11
Collection System	$8.93
Residential Monthly Rate	**$69.25**

- 5% Rate Increase anticipated ($3.25/month/ER)
  - Hayden Area Regional Sewer Board (HARSB) Treatment O&M Cost Increases (±4%)
  - Collection O&M Cost Increases (±1%)
- 2027 Collection Capital Improvement Planning:
  - Sewer Master Plan Update
  - Sewer Collection Rate Study/ Cap Fee Study
  - H2 Piping Improvements
  - Honeysuckle Gravity Sewer Upsize Phase 1A
  - East Hayden Gravity Sewer Upsize Phase 1A (Gov't Way to Maple)

FY 2026-27 Residential Sewer Rate (Proposed): $69.25/month

Distribution of Typical Monthly Residential Rate by Cost Category

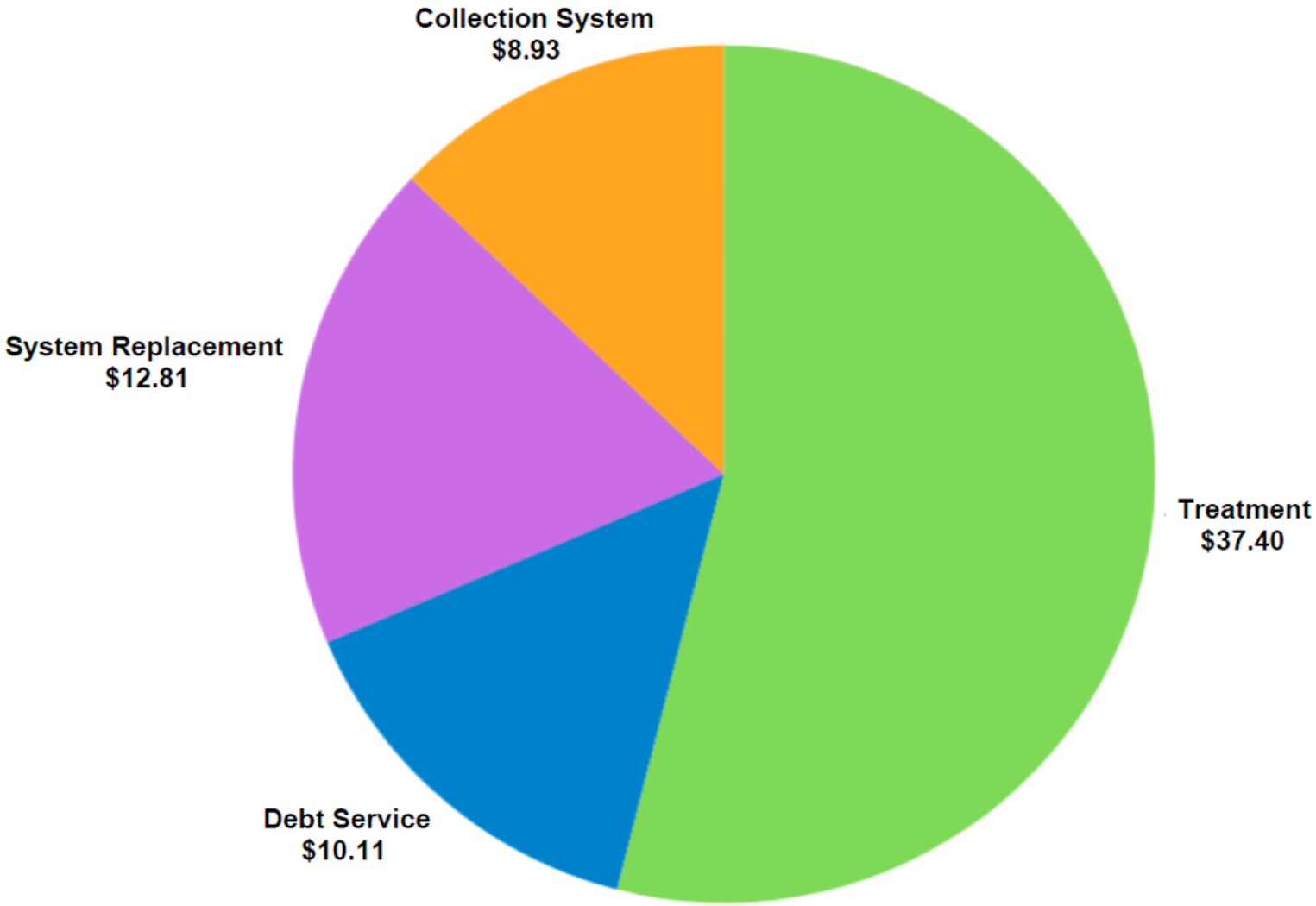

PUBLIC COMMENT

ADVERTISED IN PAPER ON 9/15 AND 9/22.

ADOPTION BY RESOLUTION

- Council may adopt fees up to the published amount or less.
- Council achieves this via adoption by resolution
- Staff has provided a draft resolution and included with the packet.

QUESTIONS?