




*Wharton County
Junior College*



Monthly Financial Reports

October 2022




Revenue & Expenditure Summary

	FISCAL 2023				FISCAL 2022			% OF PRIOR YR ACTUAL
	Current Month	Y-T-D ACTUAL	Budget	% of Budget	Y-T-D ACTUAL	Budget	% of Budget	
Fund 1000								
Revenues:								
State appropriations	\$ 1,116,631	\$ 2,233,263	\$ 9,305,255	24.00%	\$ 2,233,263	\$ 9,305,255	24.00%	100%
Tuition and Fees	53,165	7,624,535	19,071,607	39.98%	7,952,641	19,874,485	40.01%	96%
Advalorem Taxes	266,902	273,471	8,756,525	3.12%	255,698	7,675,517	3.33%	107%
Mandatory Transfers	-	-	1,350,273	0.00%	-	327,215	0.00%	0%
Non-mandatory Transfers	-	-	1,615,000	0.00%	-	2,495,138	0.00%	0%
Other Revenues	50,787	107,994	439,501	24.57%	56,662	439,901	12.88%	191%
Total Revenues	1,487,485	10,239,263	40,538,161	25.26%	10,498,264	40,117,511	26.17%	98%
Expenditures:								
Salaries	1,711,399	3,332,488	22,927,186	14.54%	3,494,181	23,212,016	15.05%	95%
Employee Benefits	395,882	584,779	6,045,646	9.67%	608,363	5,974,322	10.18%	96%
Capital Expenditures	46,155	46,155	90,613	-	-	-	-	0%
Mandatory Transfers	-	184,509	367,800	50.17%	183,344	367,800	49.85%	101%
Non-mandatory Transfers	-	-	-	-	-	-	-	0%
Other Expenditures	579,162	2,080,482	11,106,916	18.73%	2,112,172	10,563,373	20.00%	98%
Total expenditures	2,732,599	6,228,413	40,538,161	15.36%	6,398,059	40,117,511	15.95%	97%
Net increase/ (decrease) in net assets	\$ (1,245,114)	\$ 4,010,850			\$ 4,100,205			
Less Outstanding encumbrances		(1,580,731)			(1,501,983)			
Net increase less encumbrances		\$ 2,430,119			\$ 2,598,222			

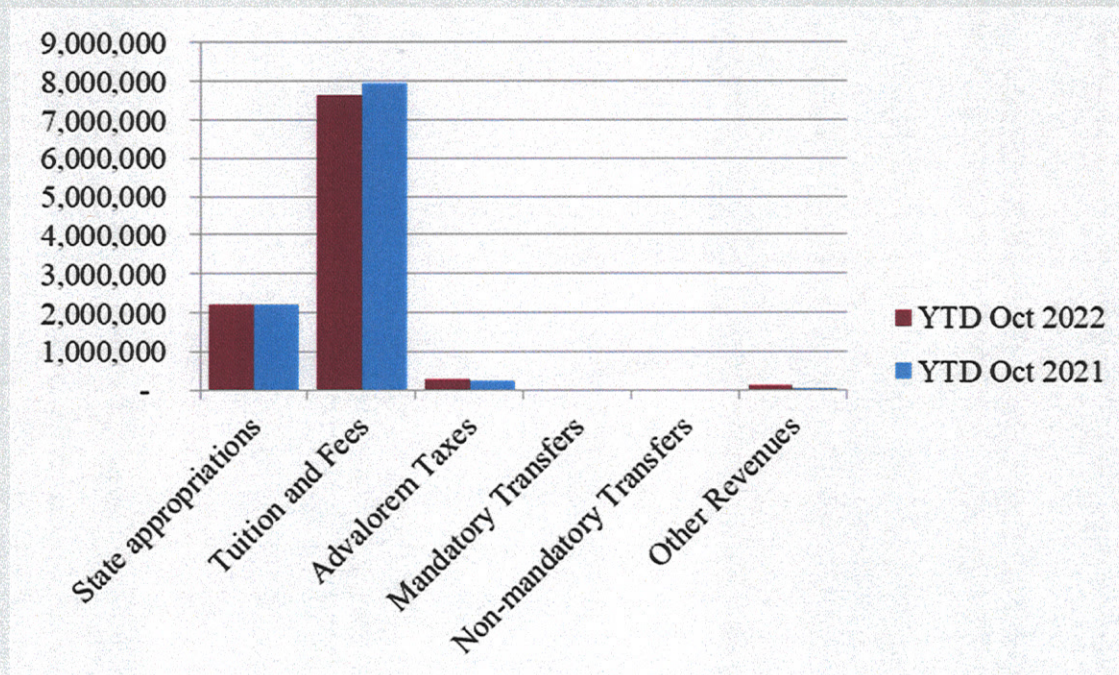
* Note: Net student receivables in the amount of \$ 629,919.61, are currently outstanding. Tuition and fees are subject to collection in future periods.



Wharton County
Junior College




Year to Date Revenues

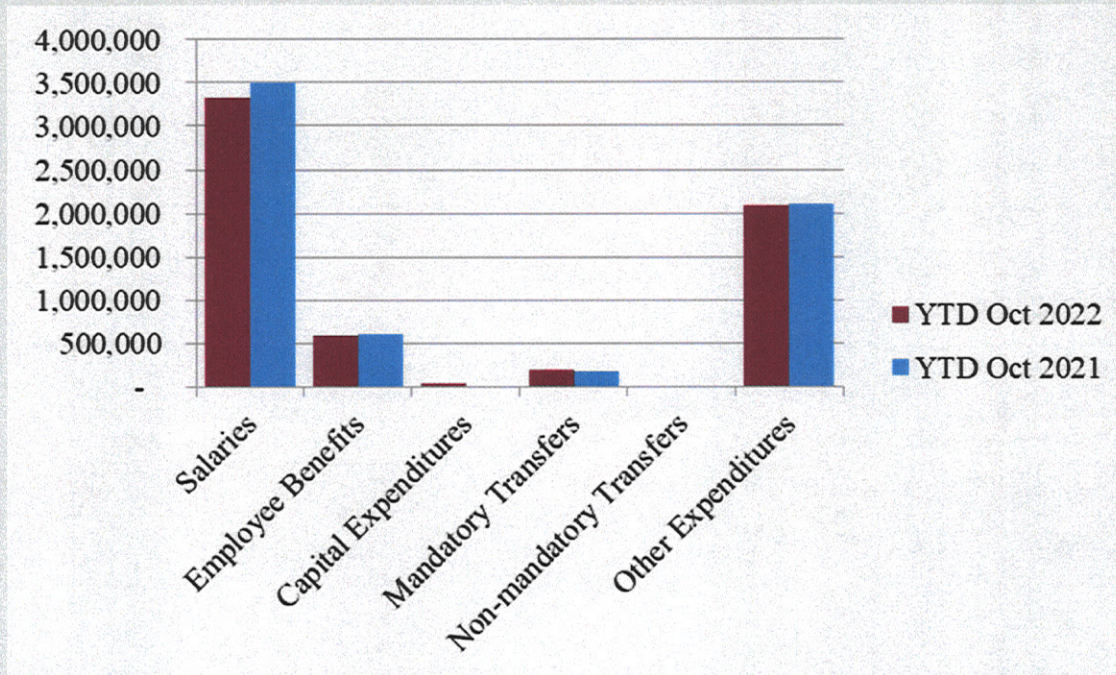




Wharton County
Junior College




Year to Date Expenses

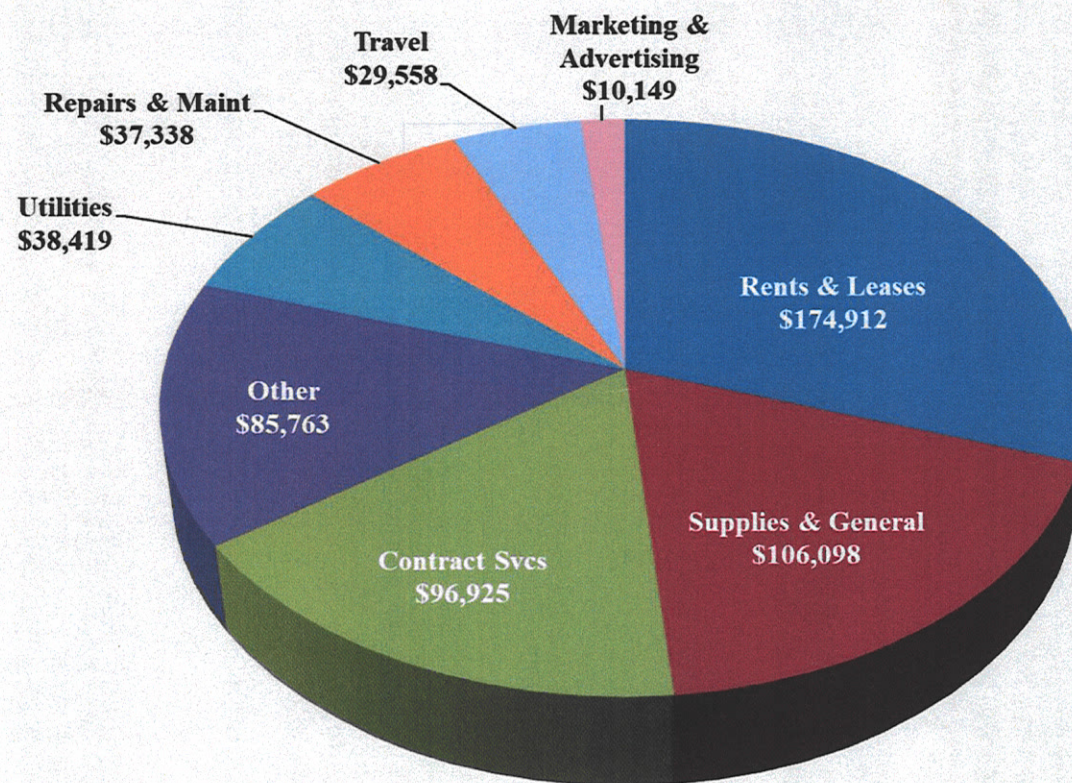




*Wharton County
Junior College*




Other Expenses for October





**Wharton County
Junior College**




Analysis of Student Receivable Outstanding As of October 31, 2022

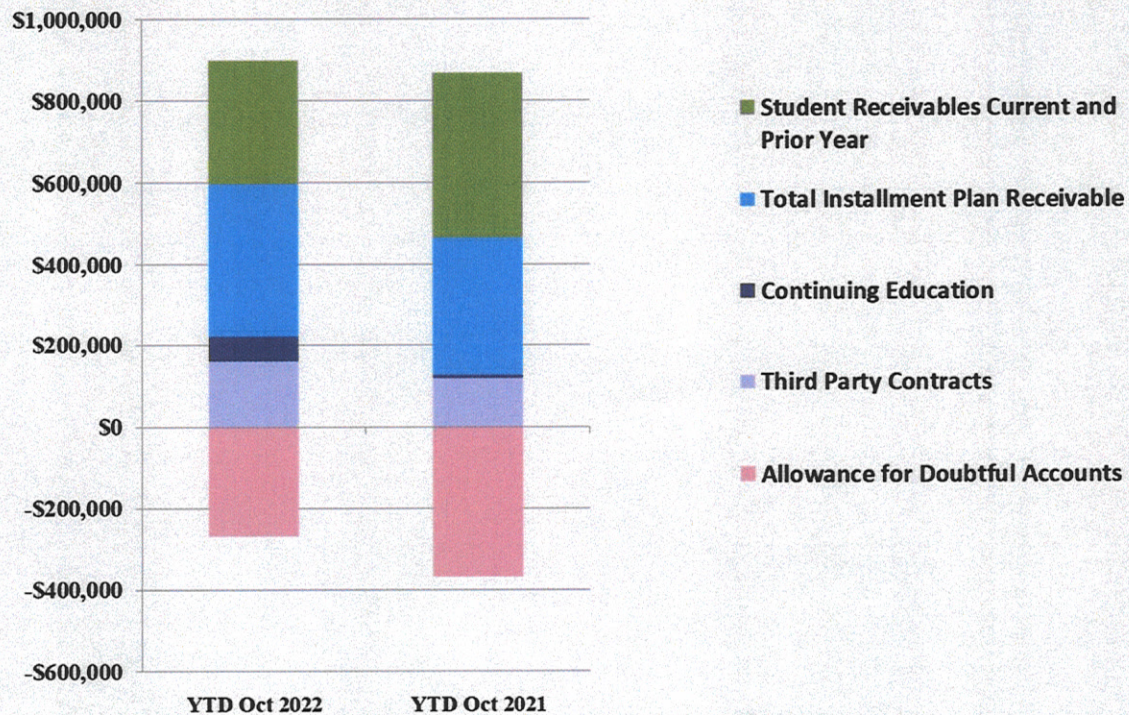
	2023	2022
Student Receivables Current and Prior Yr.	\$ 302,289.02	\$ 402,357.09
Installment Plan Receivable Due Fall Semester	\$ 287,434.33	\$ 143,678.14
Installment Plan Receivable Due Spring Semester	0.00	0.00
Installment Plan Receivable Summer I & II	0.00	0.00
Installment Plan Receivable Prior Years	86,956.64	194,149.54
Total Installment Plan Receivable	<u>\$ 374,390.97</u>	<u>\$ 337,827.68</u>
Third Party Contracts Receivable	\$ 160,732.09	\$ 117,655.40
Continuing Education Receivable	60,868.00	10,044.00
Allowance for Doubtful Accounts	(268,360.47)	(369,980.31)
Net Accounts Receivable	<u>\$ 629,919.61</u>	<u>\$ 497,903.86</u>



Wharton County
Junior College



AR by Category



COMBINED BALANCE SHEET

(Funds included: GOVERNMENTAL FUND TYPES)

Governmental Fund Types

	Auxiliary Enterprise	Current Unrestricted	Restricted Funds	Current Year 2023	Prior Year 2022
ASSETS and OTHER DEBITS:					
ASSETS:					
Cash	238,116	2,585,016	1,176,768	3,999,900	3,717,687
Cash Investments	409,167	17,324,278	801,310	18,534,755	19,658,272
Accounts Receivable	30,920	639,148	5,681	675,749	534,740
Taxes Receivable		706,832	--	706,832	737,546
Local, St & Fed Agency Receivable		--	457,929	457,929	1,405,609
Deposits		--	--	--	4,892
Due From Other Funds	434,696	677,381	159,300	1,271,376	246,001
Prepaid Expense		--	--	--	39,679
Property, Plant & Equipment		--	--	--	--
Deferred Outflows		9,340,694	--	9,340,694	10,285,070
TOTAL ASSETS AND OTHER DEBITS:	1,112,899	31,273,349	2,600,987	34,987,235	36,629,497
Liabilities, equity and other credits					
LIABILITIES:					
Accounts Payable	3,645	352,040	48,409	404,094	153,989
Employee Benefits Payable	615	194,675	--	195,290	191,224
Payroll Taxes Payable		194	--	194	-1,678
Accrued Liabilities		--	--	--	--
Deferred Revenue	2,366	613	724,489	727,468	728,708
Long Term Debt		--	--	--	--
Net Pension Liability		4,103,835	--	4,103,835	9,228,835
Net OPEB Liability		32,567,646	--	32,567,646	32,567,646
Lease Liab - Long Term		--	--	--	--
Deposits Payable	67,952	11,878	--	79,830	73,263
Due To Other Funds	52,199	189,314	600,000	841,512	1,229,009
Scholarships-Designated Donations		--	165,264	165,264	94,435
Scholarships-Non-designated		--	1,007,811	1,007,811	392,923
Donatio					
Deferred Inflows		9,710,668	--	9,710,668	6,185,814
TOTAL LIABILITIES:	126,777	47,130,863	2,545,973	49,803,612	50,844,167
EQUITY AND OTHER CREDITS:					
Control Accounts		--	--	--	--
Fund Balances		--	--	--	--
Prior Year Fund Balance		-19,412,977	--	-19,412,977	-19,417,360
Endowment Fund-Original		--	--	--	--
Endowment Fund-Income		--	--	--	--

Wharton County Junior College
 Combined Balance Sheet--All Fund Types and Account Groups
 31-OCT-2022
 (With comparative totals for 31-OCT-2021)
 (amounts expressed in dollars)

Governmental Fund Types

	Auxiliary Enterprise	Current Unrestricted	Restricted Funds	Current Year 2023	Prior Year 2022
EQUITY AND OTHER CREDITS:					
FB Professional Development		--	--		
FB Salary Equity		--	--		
FB Capital Equipment		--	--		
FB Investment Gain And Loss		--	--		
Fund Balance Receivables		--	--		
Reserved-Undesignated		--	--		
FBTC Operating Fund Balance		--	--		
Plant Fund Balance		--	--		
Bond Fund Balance		--	--		
Scholarship		--	--		
Fund Balance-Rounding Diff		--	--		
Fund Balances:					
Reserve for Encumbrance	55,589	1,580,731	467,312	2,103,632	3,231,506
Fund Balance	930,533	1,974,732	-412,298	2,492,967	1,971,184
Reserve For Operations		--	--		
TOTAL EQUITY AND OTHER CREDITS:	986,123	-15,857,514	55,014	-14,816,377	-14,214,670
TOTAL LIABILITIES,	1,112,899	31,273,349	2,600,987	34,987,235	36,629,497
EQUITY AND OTHER CREDITS:					
=====					

Proprietary Fund Types

	Agency Funds	Current Year 2023	Prior Year 2022
ASSETS and OTHER DEBITS:			
ASSETS:			
Cash	128,476	128,476	195,711
Cash Investments	160,538	160,538	59,118
Accounts Receivable	-	-	-
Taxes Receivable			
Local, St & Fed Agency Receivable			
Deposits			
Due From Other Funds			
Prepaid Expense			
Property, Plant & Equipment			
Deferred Outflows			
TOTAL ASSETS AND OTHER DEBITS:	289,014	289,014	254,829
Liabilities, equity and other credits			
LIABILITIES:			
Accounts Payable			1,022
Employee Benefits Payable	-	-	-
Payroll Taxes Payable			
Accrued Liabilities			
Deferred Revenue			
Long Term Debt			
Net Pension Liability			
Net OPEB Liability			
Lease Liab - Long Term			
Deposits Payable	288,253	288,253	253,732
Due To Other Funds			
Scholarships-Designated Donations			
Scholarships-Non-designated			
TOTAL LIABILITIES:	288,253	288,253	254,753
EQUITY AND OTHER CREDITS:			
Control Accounts	761	761	76
Fund Balances			
Prior Year Fund Balance			
Endowment Fund-Original			
Endowment Fund-Income			

Proprietary Fund Types

	Agency Funds	Current Year 2023	Prior Year 2022
<hr/>			
EQUITY AND OTHER CREDITS:			
FB Professional Development			
FB Salary Equity			
FB Capital Equipment			
FB Investment Gain And Loss			
Fund Balance Receivables			
Reserved-Undesignated			
FBTC Operating Fund Balance			
Plant Fund Balance			
Bond Fund Balance			
Scholarship			
Fund Balance-Rounding Diff			
Fund Balances:			
Reserve for Encumbrance			
Fund Balance			
Reserve For Operations			
TOTAL EQUITY AND OTHER CREDITS:	761	761	76
<hr/>			
TOTAL LIABILITIES,	289,014	289,014	254,829
EQUITY AND OTHER CREDITS:			
<hr/>			
=====			

Wharton County Junior College
 Combined Balance Sheet--All Fund Types and Account Groups
 31-OCT-2022
 (With comparative totals for 31-OCT-2021)
 (amounts expressed in dollars)

Fiduciary Fund Types

	Endowment Funds	Quasi Endowment Fund	Current Year 2023	Prior Year 2022
ASSETS and OTHER DEBITS:				
ASSETS:				
Cash	280,193	--	280,193	251,727
Cash Investments	12,442,554	--	12,442,554	13,226,486
Accounts Receivable	4,090	--	4,090	4,090
Taxes Receivable	--	--	--	--
Local, St & Fed Agency Receivable	--	--	--	--
Deposits	--	--	--	--
Due From Other Funds	--	--	--	--
Prepaid Expense	--	--	--	--
Property, Plant & Equipment	--	--	--	--
Deferred Outflows	--	--	--	--
TOTAL ASSETS AND OTHER DEBITS:	12,726,837		12,726,837	13,482,303
Liabilities, equity and other credits				
LIABILITIES:				
Accounts Payable	--	--	--	--
Employee Benefits Payable	--	--	--	--
Payroll Taxes Payable	--	--	--	--
Accrued Liabilities	--	--	--	--
Deferred Revenue	--	--	--	--
Long Term Debt	--	--	--	--
Net Pension Liability	--	--	--	--
Net OPEB Liability	--	--	--	--
Lease Liab - Long Term	--	--	--	--
Deposits Payable	--	--	--	--
Due To Other Funds	418,958	--	418,958	16,992
Scholarships-Designated Donations	--	--	--	--
Scholarships-Non-designated	--	--	--	--
TOTAL LIABILITIES:	418,958		418,958	16,992
EQUITY AND OTHER CREDITS:				
Control Accounts	--	--	--	--
Fund Balances	--	--	--	--
Prior Year Fund Balance	--	--	--	--
Endowment Fund-Original	--	--	--	--
Endowment Fund-Income	--	--	--	--

Fiduciary Fund Types

	Endowment Funds	Quasi Endowment Fund	Current Year 2023	Prior Year 2022
<hr/>				
EQUITY AND OTHER CREDITS:				
FB Professional Development		--		
FB Salary Equity		--		
FB Capital Equipment		--		
FB Investment Gain And Loss		--		
Fund Balance Receivables		--		
Reserved-Undesignated		--		
FBTC Operating Fund Balance		--		
Plant Fund Balance		--		
Bond Fund Balance		--		
Scholarship		--		
Fund Balance-Rounding Diff		--		
Fund Balances:				
Reserve for Encumbrance		--		
Fund Balance	12,307,879	--	12,307,879	13,465,311
Reserve For Operations		--		
TOTAL EQUITY AND OTHER CREDITS:	<hr/> 12,307,879	<hr/>	<hr/> 12,307,879	<hr/> 13,465,311
TOTAL LIABILITIES,	<hr/> 12,726,837	<hr/>	<hr/> 12,726,837	<hr/> 13,482,303
EQUITY AND OTHER CREDITS:	<hr/>	<hr/>	<hr/>	<hr/>
	=====	=====	=====	=====

Account Groups

	Debt Retirement Bond Fund	Investment in Plant Fund	Unexpended Plant Fund	Repair and Replacement	Current Year 2023	Prior Year 2022
ASSETS and OTHER DEBITS:						
ASSETS:						
Cash	177,638	--	-7,371,847	7,530,192	335,984	1,461,942
Cash Investments	388,415	--	9,025,703	--	9,414,117	7,824,542
Accounts Receivable	--	--	9,738	--	9,738	3,990
Taxes Receivable	--	--	--	--	--	--
Local, St & Fed Agency Receivable	--	--	--	--	--	--
Deposits	--	--	--	--	--	--
Due From Other Funds	--	--	--	--	--	1,000,000
Prepaid Expense	--	--	--	--	--	--
Property, Plant & Equipment	--	46,360,675	--	--	46,360,675	46,052,665
Deferred Outflows	--	--	--	--	--	--
TOTAL ASSETS AND OTHER DEBITS:	566,053	46,360,675	1,663,593	7,530,192	56,120,513	56,343,138
Liabilities, equity and other credits						
LIABILITIES:						
Accounts Payable	--	--	--	--	--	--
Employee Benefits Payable	--	--	--	--	--	--
Payroll Taxes Payable	--	--	--	--	--	--
Accrued Liabilities	--	1,339,512	--	--	1,339,512	1,351,645
Deferred Revenue	--	--	--	--	--	--
Long Term Debt	--	365,584	--	--	365,584	716,168
Net Pension Liability	--	--	--	--	--	--
Net OPEB Liability	--	--	--	--	--	--
Lease Liab - Long Term	--	8,988,334	--	--	8,988,334	8,988,334
Deposits Payable	--	--	--	--	--	--
Due To Other Funds	--	--	10,906	--	10,906	--
Scholarships-Designated Donations	--	--	--	--	--	--
Scholarships-Non-designated	--	--	--	--	--	--
Donatio	--	--	--	--	--	--
Deferred Inflows	--	--	--	--	--	--
TOTAL LIABILITIES:	--	10,693,430	10,906	--	10,704,336	11,056,147
EQUITY AND OTHER CREDITS:						
Control Accounts	--	--	--	--	--	--
Fund Balances	--	--	--	--	--	--
Prior Year Fund Balance	--	--	--	--	--	--
Endowment Fund-Original	--	--	--	--	--	--
Endowment Fund-Income	--	--	--	--	--	--

Account Groups

	Debt Retirement Bond Fund	Investment in Plant Fund	Unexpended Plant Fund	Repair and Replacement	Current Year 2023	Prior Year 2022
EQUITY AND OTHER CREDITS:						
FB Professional Development		--	--	--		
FB Salary Equity		--	--	--		
FB Capital Equipment		37,296,396	--	--	37,296,396	35,385,978
FB Investment Gain And Loss		--	--	--		
Fund Balance Receivables		--	--	--		
Reserved-Undesignated		--	--	--		
FBTC Operating Fund Balance		--	--	--		
Plant Fund Balance		--	--	--		
Bond Fund Balance		--	--	--		
Scholarship		--	--	--		
Fund Balance-Rounding Diff		--	--	--		
Fund Balances:						
Reserve for Encumbrance		--	--	--		
Fund Balance	566,053	118,320	589,434	6,845,975	8,119,782	9,901,013
Reserve For Operations		--	--	--		
TOTAL EQUITY AND OTHER CREDITS:	566,053	37,414,715	589,434	6,845,975	45,416,178	45,286,991
TOTAL LIABILITIES,	566,053	48,108,145	600,340	6,845,975	56,120,513	56,343,138
EQUITY AND OTHER CREDITS:						

Memorandum Only

	Current Year 2023	Prior Year 2022
ASSETS and OTHER DEBITS:		
ASSETS:		
Cash	4,744,553	5,627,067
Cash Investments	40,551,964	40,768,418
Accounts Receivable	689,577	542,821
Taxes Receivable	706,832	737,546
Local, St & Fed Agency Receivable	457,929	1,405,609
Deposits		4,892
Due From Other Funds	1,271,376	1,246,001
Prepaid Expense		39,679
Property, Plant & Equipment	46,360,675	46,052,665
Deferred Outflows	9,340,694	10,285,070
TOTAL ASSETS AND OTHER DEBITS:	104,123,600	106,709,767
Liabilities, equity and other credits		
LIABILITIES:		
Accounts Payable	404,094	155,011
Employee Benefits Payable	195,290	191,224
Payroll Taxes Payable	194	-1,678
Accrued Liabilities	1,339,512	1,351,645
Deferred Revenue	727,468	728,708
Long Term Debt	365,584	716,168
Net Pension Liability	4,103,835	9,228,835
Net OPEB Liability	32,567,646	32,567,646
Lease Liab - Long Term	8,988,334	8,988,334
Deposits Payable	368,083	326,994
Due To Other Funds	1,271,376	1,246,001
Scholarships-Designated Donations	165,264	94,435
Scholarships-Non-designated	1,007,811	392,923
Donatio		
Deferred Inflows	9,710,668	6,185,814
TOTAL LIABILITIES:	61,215,159	62,172,059
EQUITY AND OTHER CREDITS:		
Control Accounts	761	76
Fund Balances		
Prior Year Fund Balance	-19,412,977	-19,417,360
Endowment Fund-Original		
Endowment Fund-Income		
FB Professional Development		
FB Salary Equity		
FB Capital Equipment	37,296,396	35,385,978
FB Investment Gain And Loss		

Memorandum Only

	Current Year 2023	Prior Year 2022
Fund Balance Receivables	-	-
Reserved-Undesignated		
FBTC Operating Fund Balance		
Plant Fund Balance		
Bond Fund Balance		
Scholarship		
Fund Balance-Rounding Diff	-	-
Fund Balances:		
Reserve for Encumbrance	2,103,632	3,231,506
Fund Balance	22,920,629	25,337,508
Reserve For Operations		
TOTAL EQUITY AND OTHER CREDITS:	42,908,440	44,537,708
TOTAL LIABILITIES, EQUITY AND OTHER CREDITS:	104,123,600	106,709,767
	=====	=====