

DRAWING SYMBOLS

	CENTER LINE
	SIZE LINE
	STANCHION CENTER LINE
	INCLINE BREAK LINE

PRINT NAME: _____ SIGNATURE OF APPROVAL: _____ DATE: _____

FINAL APPROVED DRAWING MUST BE RECEIVED BY SEATING SOLUTIONS 5 DAYS PRIOR TO EVENT OR ANY EXTRA COSTS WILL BE PASSED ON TO YOU, THE CUSTOMER.






150 Motor Parkway, Suite 200, Hauppauge NY 11788 www.dreamseat.com
PHONE: 631.656.1066

Notice: Seating Solutions claims proprietary rights in the information disclosed on this drawing. It is issued in confidence for engineering information only and may not be used, in whole or in part, to manufacture anything whether or not shown hereon, reproduced or disclosed to anyone without direct written permission from Seating Solutions

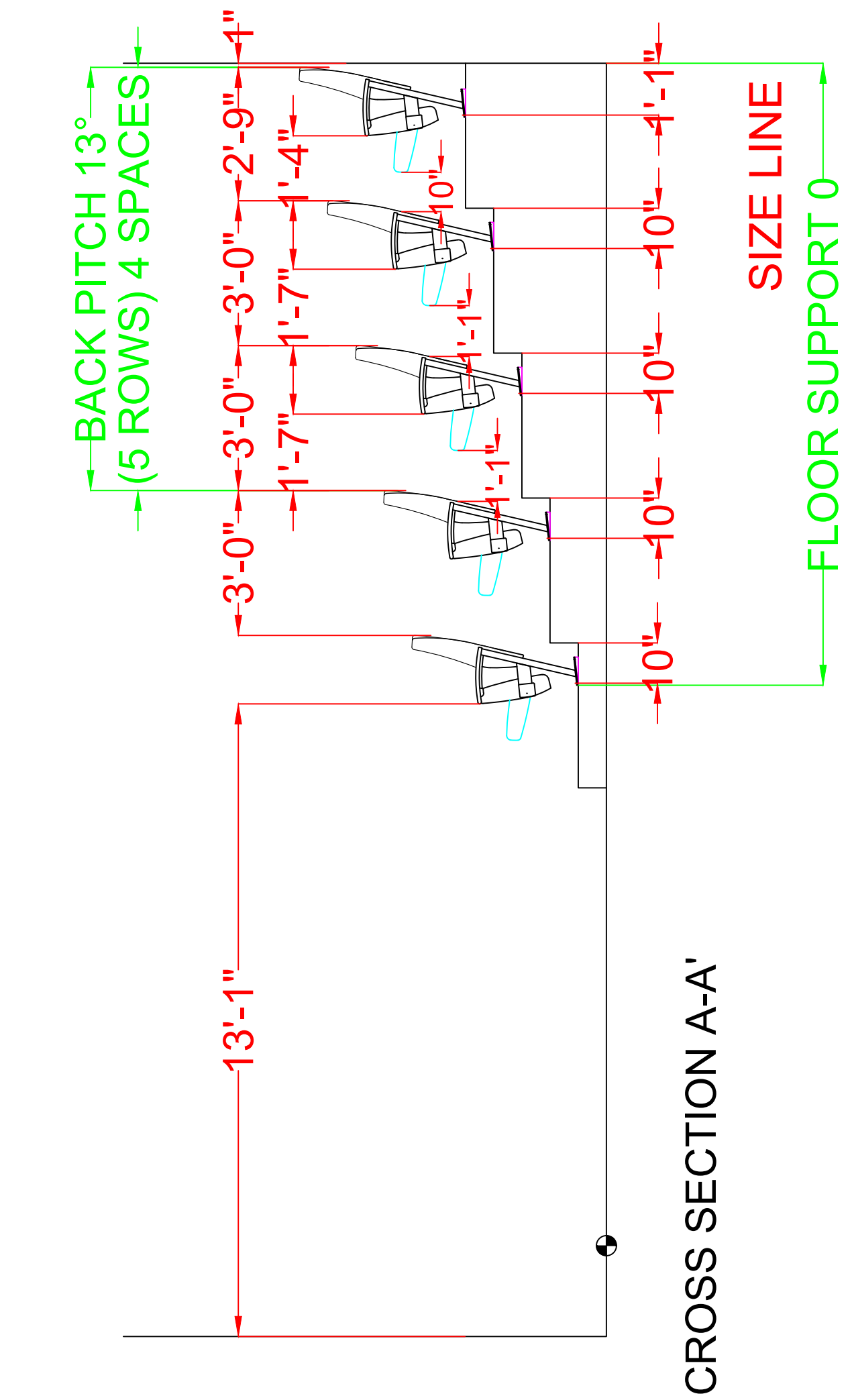
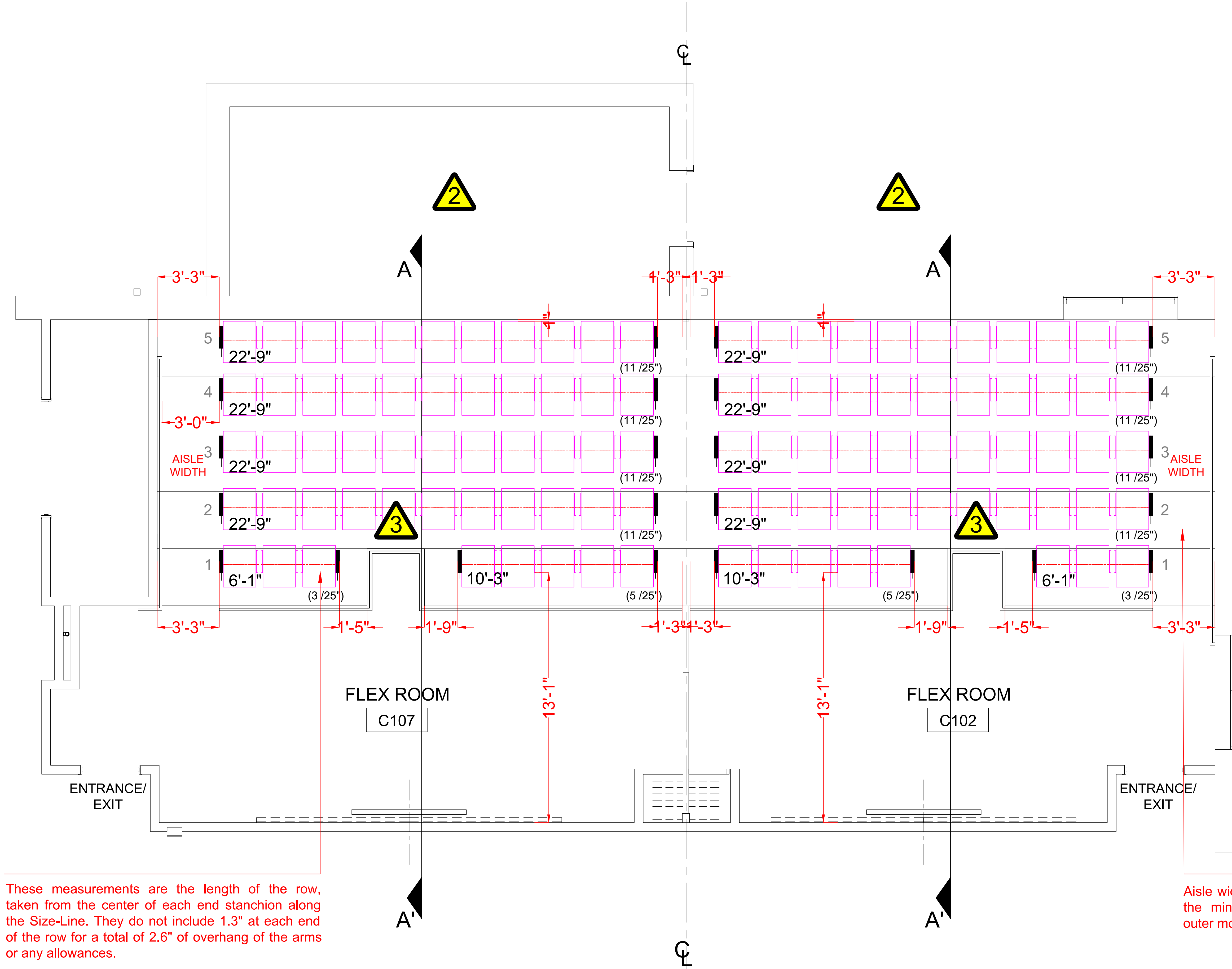
PROJECT NAME	
Temple ISD (TX) Film Room	
JOB NUMBER	
DRAWN BY	CHECKED BY
EAngalot	
SCALE	
3/8":1'	
DATE	REVISION
10/15/2024	
DRAWING TITLE	
CRITICAL DIMENSIONS	
DRAWING NUMBER	
1.0	
PAGE NUMBER	
2 OF 3	

DATE	BY	DESCRIPTION	APPROV. BY

-  **WARNING:** These Cross section and Floor Plan were drawn by Dreamseat please verify
-  **WARNING:** Can cater only 52 seats each flex room. Please confirm.
-  To provide handrail for safety purposes.
-  Please confirm wheel chair spaces

PRODUCT SUMMARY CHART			
DESCRIPTION	AVERAGE WIDTHS	STANCHION TYPE	SEATS QUANTITY
Vera 23" 40" XZipit BC SC-F-UM20- AP	25" 635 mm		104

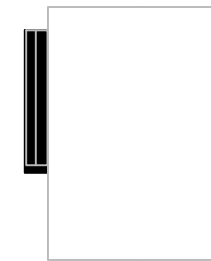
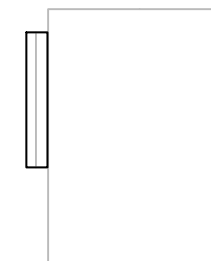
Seats	Total	104
Wheel Chair	Total spaces	TBD



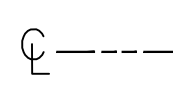

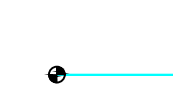

These measurements are the length of the row, taken from the center of each end stanchion along the Size-Line. They do not include 1.3" at each end of the row for a total of 2.6" of overhang of the arms or any allowances.

Aisle width dimensions shown should be the minimum dimensions between the outer most edges of the arm.

OPTIONS AND ACCESSORIES SYMBOLS

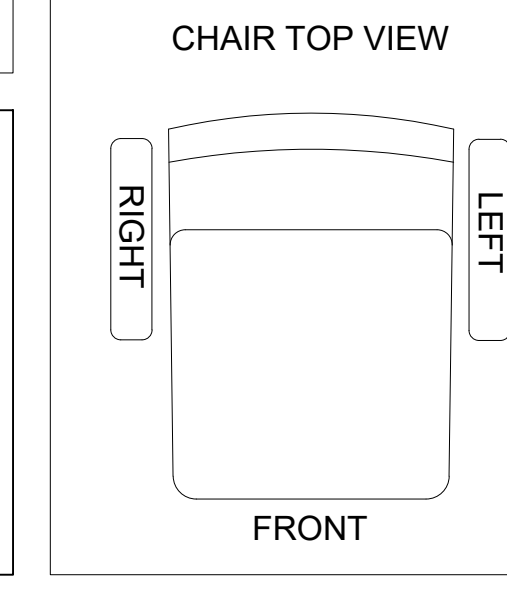
-  End Panel 20 (Quantity: 24)
-  Intermediate Arm

DRAWING SYMBOLS

-  CENTER LINE
-  SIZE LINE
-  STANCHION CENTER LINE
-  INCLINE BREAK LINE

Vera Normal 23" (23"-25 1/2")

Spacer size	Total Required	5% additional	Total to send
1/2"	368	19	387
1/4"	0	0	0
1/8"	0	0	0



THE SUBMITTAL OF THIS LAYOUT IS BASED ON THE FOLLOWING CONDITIONS:

- The Customer / Architect is the sole responsible of verifying compliance with codes.
- Seating layout is subject to be Field Checked.

ACCOMMODATIONS FOR PERSONS WITH DISABILITIES

It is the responsibility of the owner and / or the architect of this facility to provide viewing spaces for person with disabilities.

Dreamseat suggests the following:

- 2% of the total seating capacity to be wheel chair spaces.
- Such spaces shall have level floors and an adjoining accessible route that also serves as a means of egress in case of emergency.

PRINT NAME: _____ SIGNATURE OF APPROVAL: _____ DATE: _____

FINAL APPROVED DRAWING MUST BE RECEIVED BY SEATING SOLUTIONS 5 DAYS PRIOR TO EVENT OR ANY EXTRA COSTS WILL BE PASSED ON TO YOU, THE CUSTOMER.

DATE	BY	DESCRIPTION	APPROV. BY



150 Motor Parkway, Suite 200, Hauppauge NY 11788 www.dreamseat.com
PHONE: 631.656.1066

Notice: Seating Solutions claims proprietary rights in the information disclosed on this drawing. It is issued in confidence for engineering information only and may not be used, in whole or in part, to manufacture anything whether or not shown hereon, reproduced or disclosed to anyone without direct written permission from Seating Solutions

PROJECT NAME	
Temple ISD (TX) Film Room	
JOB NUMBER	
DRAWN BY	
EAngalot	
CHECKED BY	
SCALE	
3/8":1'	
DATE	REVISION
10/15/2024	
DRAWING TITLE	
SEATING LAYOUT	
DRAWING NUMBER	
1.0	
PAGE NUMBER	
3 OF 3	