



To – Bemidji ISD #31 School Board
Bemidji Area Schools Administration

Re – Request for Signage at the Bemidji Community Arena

The Bemidji Community Arena (BCA) conceived, designed and developed to serve the entire Bemidji Community, started the first phase of construction in 2000.

The BCA will soon be completing the final construction phase, resulting in a two (2) rink facility.

This final construction phase and project completion was only possible with generous donations from **First National Bank Bemidji** and **Sanford Health**.

The 2 rink Bemidji Community Arena will serve a variety of users, such as;

- Bemidji High School, for games,
- Bemidji Youth Hockey for practices and tournaments,
- Independent hockey tournaments and camps
- Bemidji Figure Skating Club
- City League Hockey and Old Timers Hockey
- A variety of additional users

In addition to the above users, Sanford Health has signed a lease to use a portion of the BCA for the SANFORD POWER program which serves high school and youth athletes. SANFORD POWER will also serve adults and seniors through the Silver Sneaker program.

Many of the facility users will be 'first time visitors' and/or be from 'out of town'. Due to the mix and variety of facility users, naming of the two (2) rinks was required to direct users and first time visitors to the correct location.

The two (2) separate rinks and areas of the BCA will be named

FIRST NATIONAL ARENA
SANFORD POWER RINK

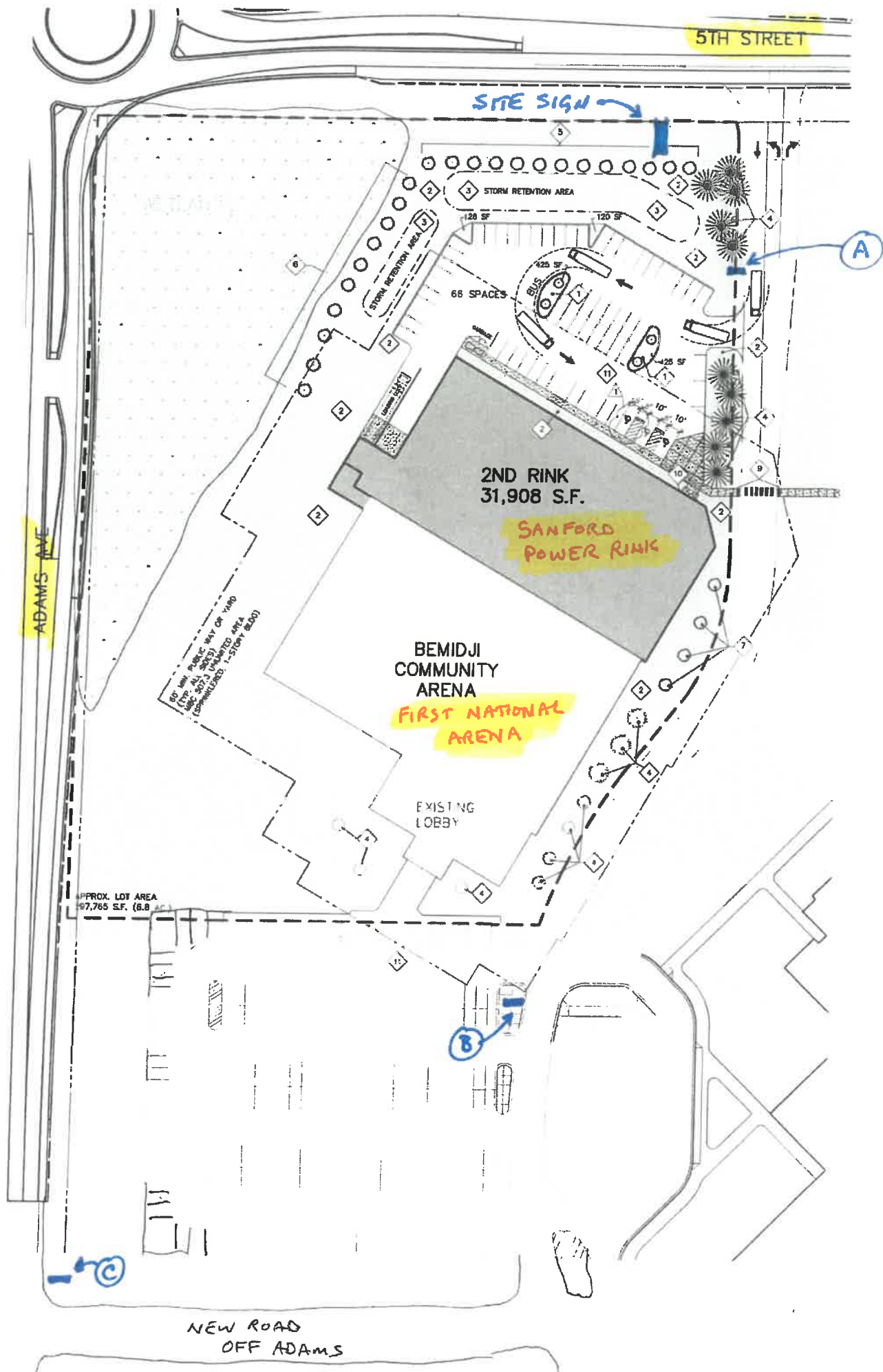
Directional and Identification Signage is required to direct users to the correct parking lot, building entrance and portion of the facility they will be using. All parties involved; the Bemidji Community Arena Corporation, First National Bank Bemidji and Sanford Health have approved the signage proposed.

All parties involved are requesting Bemidji Area Schools approve the proposed signage plan.

After Bemidji Area Schools approval, the necessary approval process with the City and GBAJPB will be followed, with the assistance of our signage advisor, Ross Lewis Sign Company.

Thank You

Bemidji Community Arena Corporation



159"

8.25" letter

Bemidji Community Arena

POWER Sanford
SANFORD Power Rink
HEALTH

FIRST NATIONAL
1 ARENA

HOME OF THE
BEMIDJI LUMBERJACKS
BEMIDJI YOUTH HOCKEY

SITE
SIGN ON
DIVISION ST.

75" x 98"
Sponsor Sign

192"

Panels are 38" x 72" on 72" posts

DIRECTIONAL
SIGNS

(A) SPR Entrance


N/F



S/F

(B) BCA Entrance

N/F



S/F

(C) Adams Ave.

N/F



S/F

51.8" x 197"

51" tall
**FIRST NATIONAL
1 ARENA**
14" tall
31.5" tall

ON BUILDING
TRUSSES



109" x 240"

POWER

48"

SANFORD
HEALTH

20"

10"

POWER
SANFORD
HEALTH

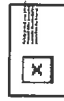


Clint Bruestle

From: Ross Lewis <rlsignco@gmail.com>
Sent: Monday, September 21, 2020 10:44 AM
To: Clint Bruestle
Cc: Hugh Welle; Dale Thompson; Bruce Bentfield; Wangberg, Lindsey
Subject: Re: BCA
Attachments: 1st NA.jpg; SPA.jpg

HOW SIGNS ARE
CONSTRUCTED

Hugh, The 1st National Arena and Sanford Power Arena building letters are aluminum channel letters with plexiglass faces and LED lighting. The "Entrance" letters for the Power Arena are a flat cut non lighted aluminum. The monument sign is constructed using a steel angle iron frame with aluminum skins, Lighted channel letters on top and a lighted sponsor cabinet below. 2 - 8" square steel poles will anchor it with 4 yds. of 4000lb concrete. The Directional signs are all aluminum with a concrete footing. Decoration is all 3M vinyl. See attached drawings for building letter sizes. I have not included the Sanford Power entrance letters as I made a design change and it has not been approved yet. Please review and advise. Thanks, Ross



Virus-free. www.avast.com

On Sun, Sep 20, 2020 at 9:31 PM Clint Bruestle <clint@bccmllc.com> wrote:

Ross the entry canopy will be about 6" below horizontal line in precast, at new entry. What you show will not work.

Remember I sent you an email about this 3 weeks ago.

Clint Bruestle

Bruestle Construction Consulting Management, LLC

110 Mag Seven Court SW, Suite 330