

Ashland Middle School

SCHOOL HIGHLIGHT 25-26

Demographics

14% with Individualized Education Plan (IEP)

8% with 504 Plan

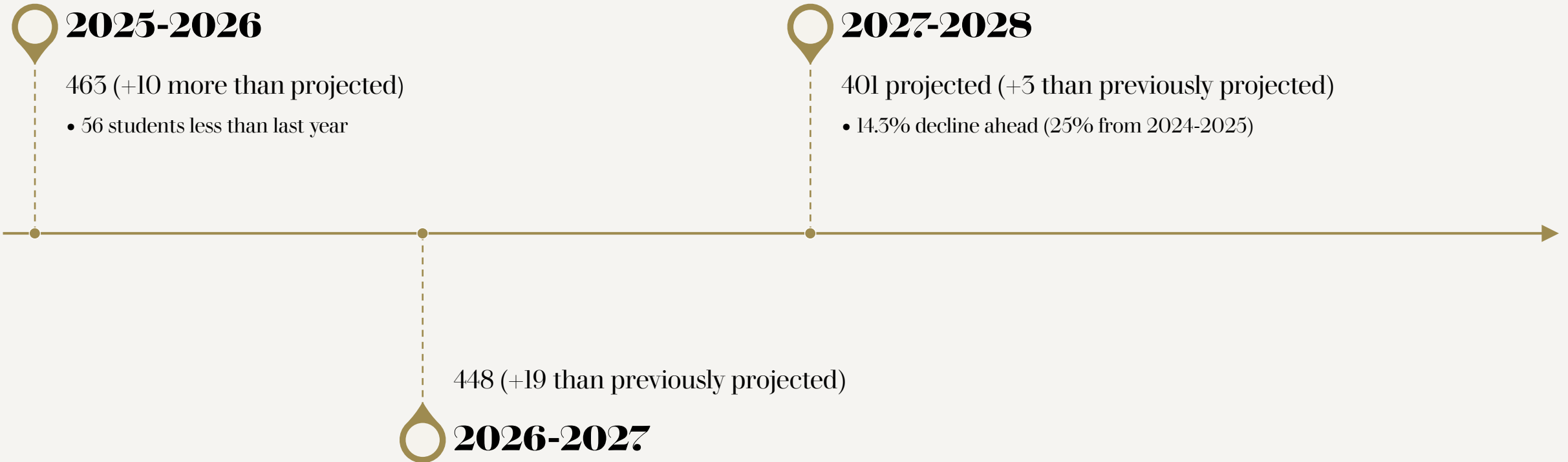
2% English Learners (EL)

8% Talented & Gifted (TAG)

Demographics



Enrollment Decline has been Real



AMS 4-year enrollment

	24-25	25-26	26-27	27-28
6th	165	132	143	126
7th	161	173	132	143
8th	193	157	173	132
	519	462	448	401

Restructuring implemented 2025-26

Removed 4th Homeroom from 6th grade – moved extra HR FTE to the two larger 7/8 teams

Reduced one of the three 7/8 Teams

Created a new 2-person team

Increased Intervention Support in Reading and Math

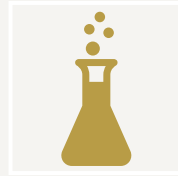
Reduced Encore Offerings

Reduced EA FTE / Positions (13hrs)

Core FTE Reductions Last Year



0.5 FTE
7/8 Math Teacher



0.5 FTE
7/8 Science Teacher



1.0 FTE
Spanish Teacher



0.5 FTE
7/8 LA Teacher



0.5 FTE
7/8 SS Teacher

ENCORE Reductions Last Year

Reduced Sections of:

- Band
- Orchestra
- Physical Education
- WAMS

Eliminated Leadership Completely

~ 1.25 FTE reduction (combined)

AMS This Year

Cascades and Siskiyou - 6th Grade Teams

- Daily Classes
- LA, Math, Sci/SS

Alpine, Mountain, Summit – 7/8 Grade Teams

- Two Teams ~ 150
 - Block Scheduling
 - Math, Science, Spanish, ELA, Social Studies
- One smaller team ~ 30
 - Block Scheduling
 - Math/Science, Language Arts/Social Studies, Exploratory Block

AMS This Year

2 Resource Special Education Classrooms

- Math
- Language Arts

2 Self-Contained Special Education Classrooms

Level 2 SBS Program (Lincoln)

AMS This Year

ELL Program

7 Encore Offerings:

- Band
- Orchestra
- Art
- Theater
- WAMS
- PE
- Health

AMS Clubs (staff sponsored)

Connection
Club

Magic the
Gathering

Dungeons and
Dragons

Books &
Brownies Lunch
Time Club

Ramen Club

Birding Club

Robotics Club

Chess Club

AMS Student Unions

Asian Student
Union

Black Student
Union

Latino Student
Union

Native
American
Student Union

QSA

Eye to Eye

AMS Sports

Cross
Country

Football

Volleyball

Basketball

Wrestling

Track

AMS Extra Curriculars

Choir

Student
Council

Brain Bowl

Scavenger
Hunt

Fall Musical

Spring Play

Yearbook

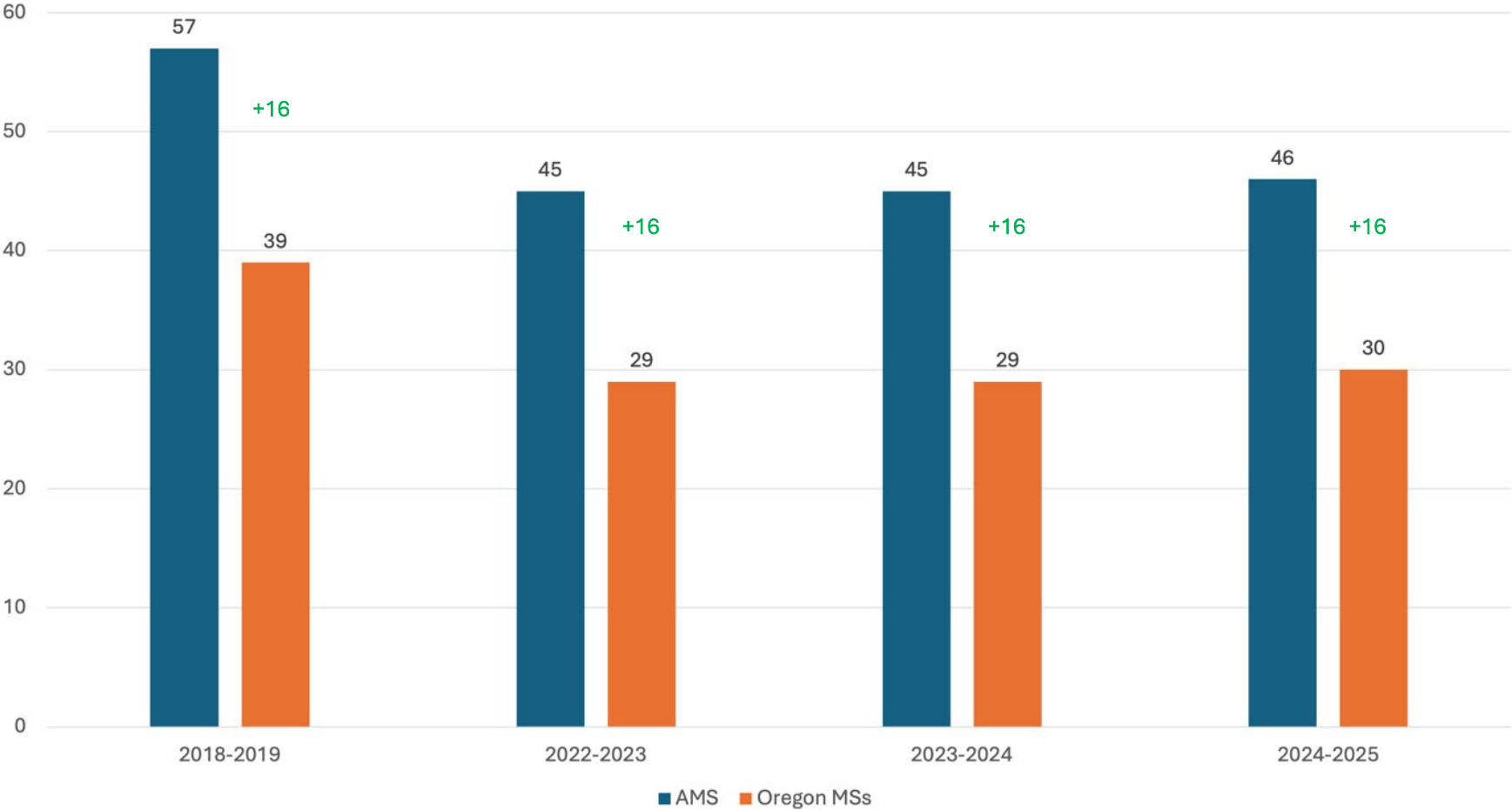
Newspaper
Club

Clay Club

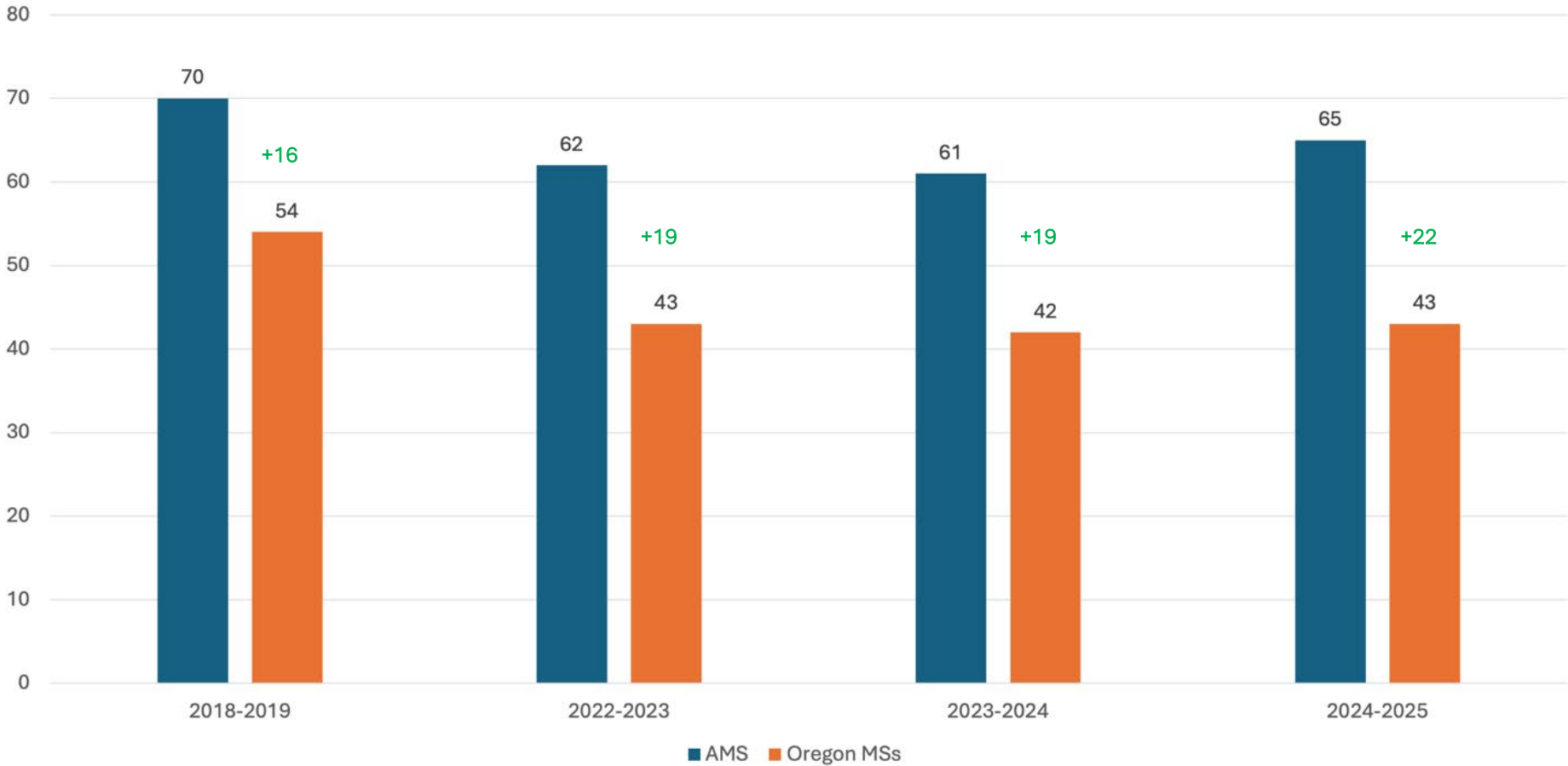
Math
Counts

Pentagames

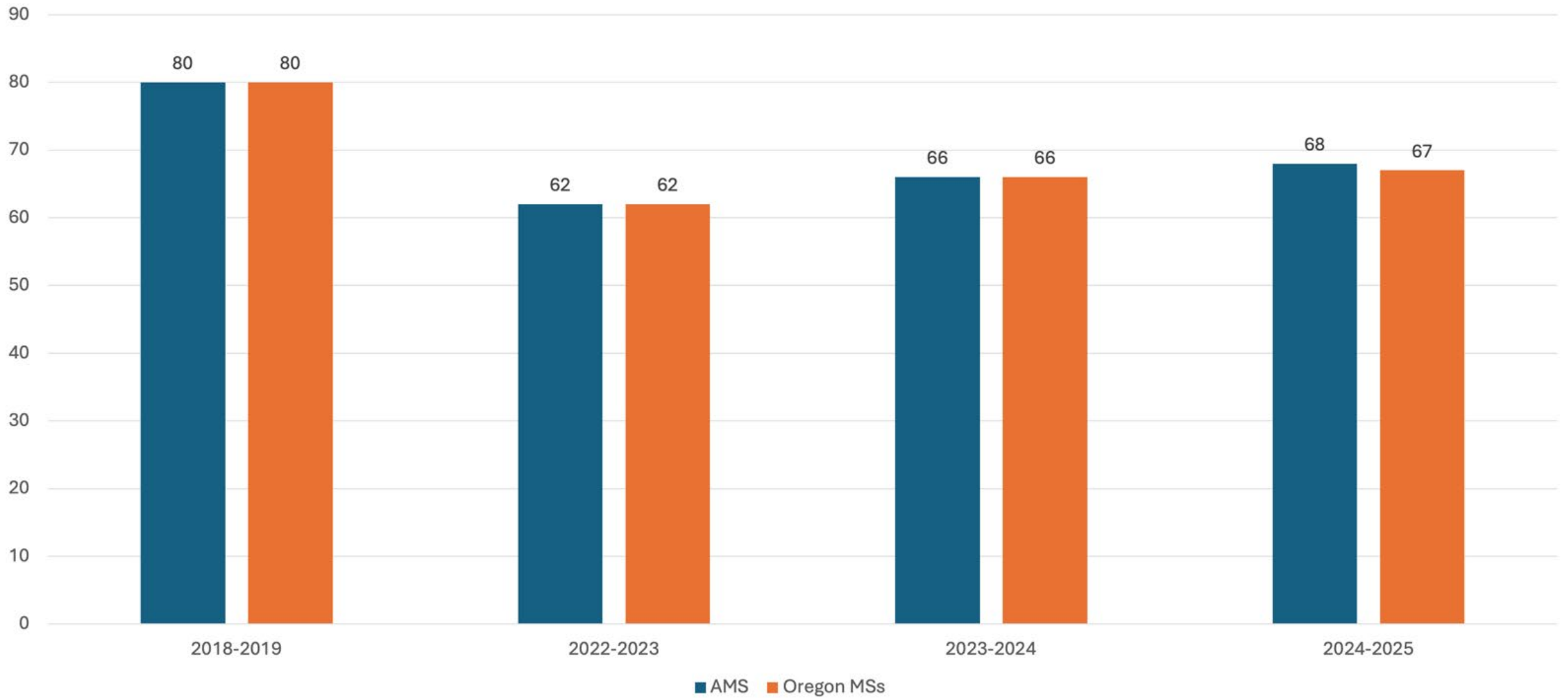
Smart Balance MATH



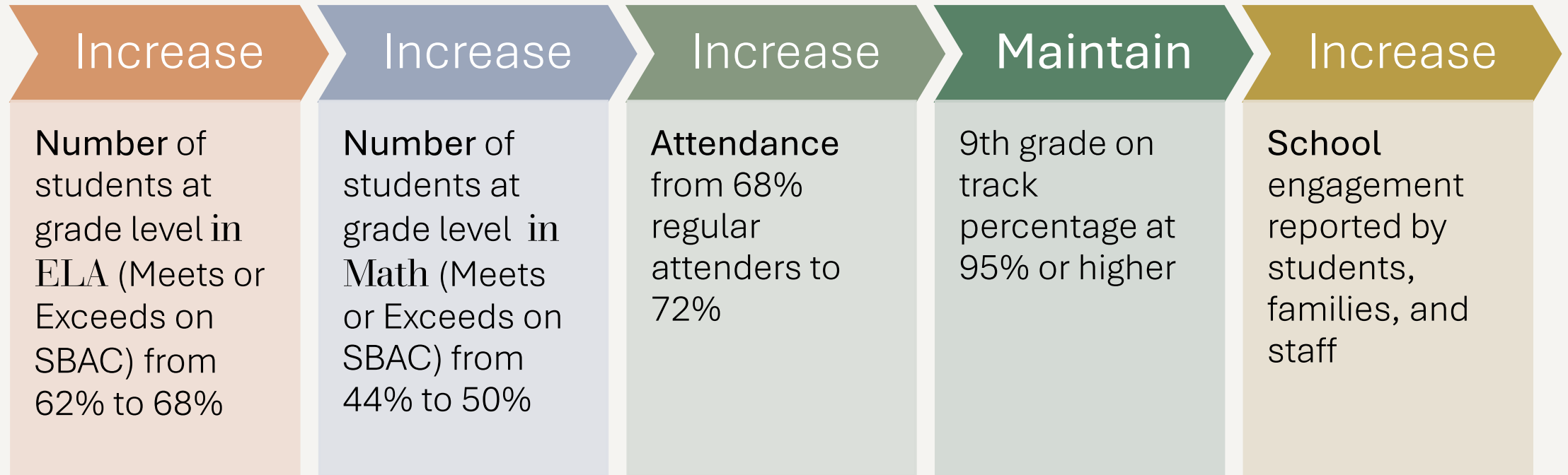
Smarter Balance Language Arts



Attendance at AMS



AMS School Improvement Plan Goals



Strategies for academics and attendance

Full-time Reading
and 0.3
Math Specialist

Science of Reading
PD

Teacher
Development
Group PD

Data Teams (3x
per year)

Additional EA
Support in Math
and Reading

Attendance Team

Monday and
Friday Attendance
Raffles

Positive Postcards,
Emails and Calls
Home

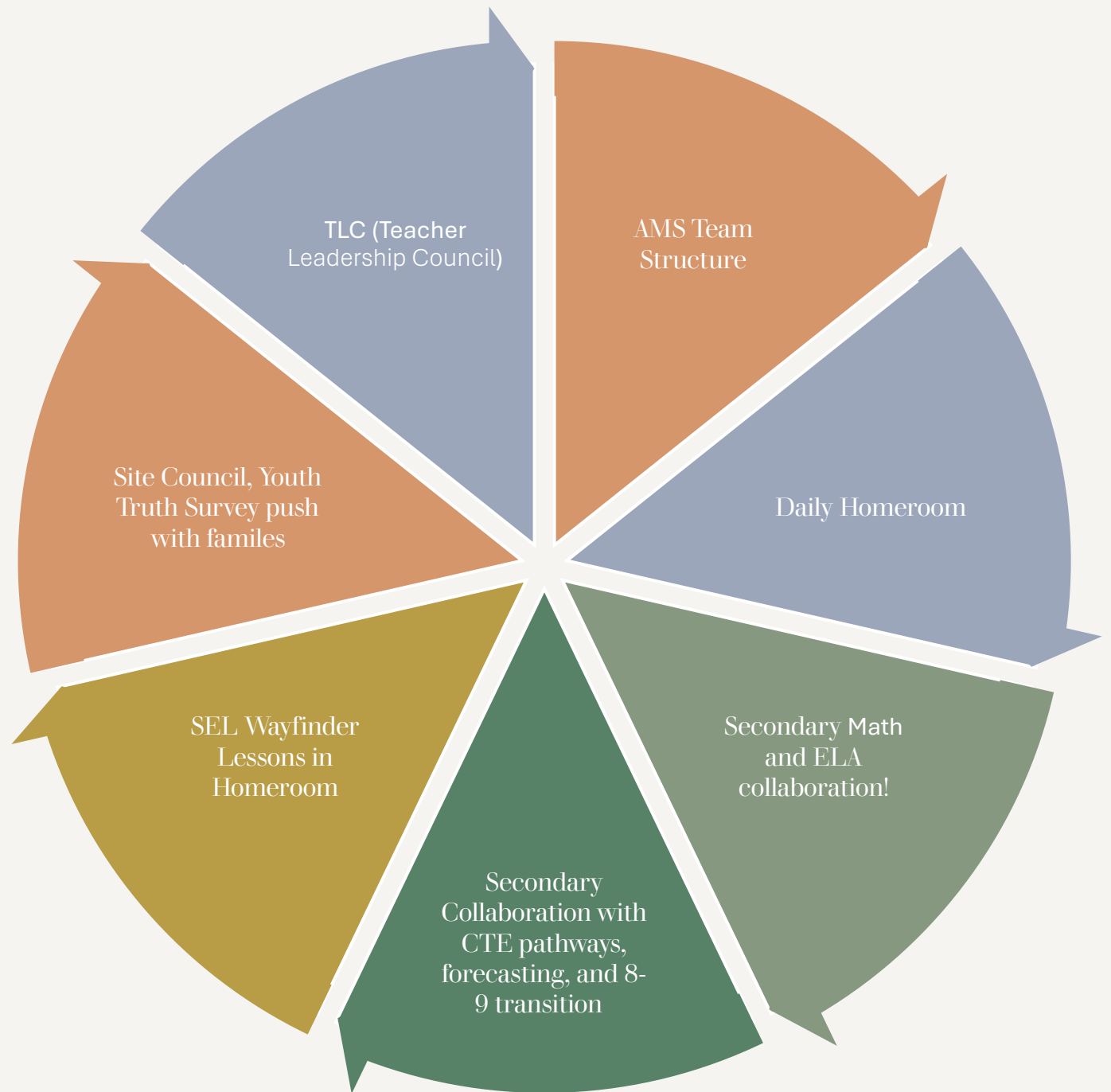
Olympic
Attendance
Contests

School Dances!

No Cut Sports and
Extra-Curricular

Student Council

Strategies for 9th grade on- track and safe, welcoming environment



Celebrations!

Mountain Impact

- 12 students have improved their attendance over last year, one by 47%
- All but one student has shown improvement in IXL in either M or LA
 - About 2/3 of students have improved their Math and LA IXL scores
- Parents and students requesting to be placed on the team

School Wide Behavior

- Referral rate is flat, but the overall behavior and school climate has improved significantly

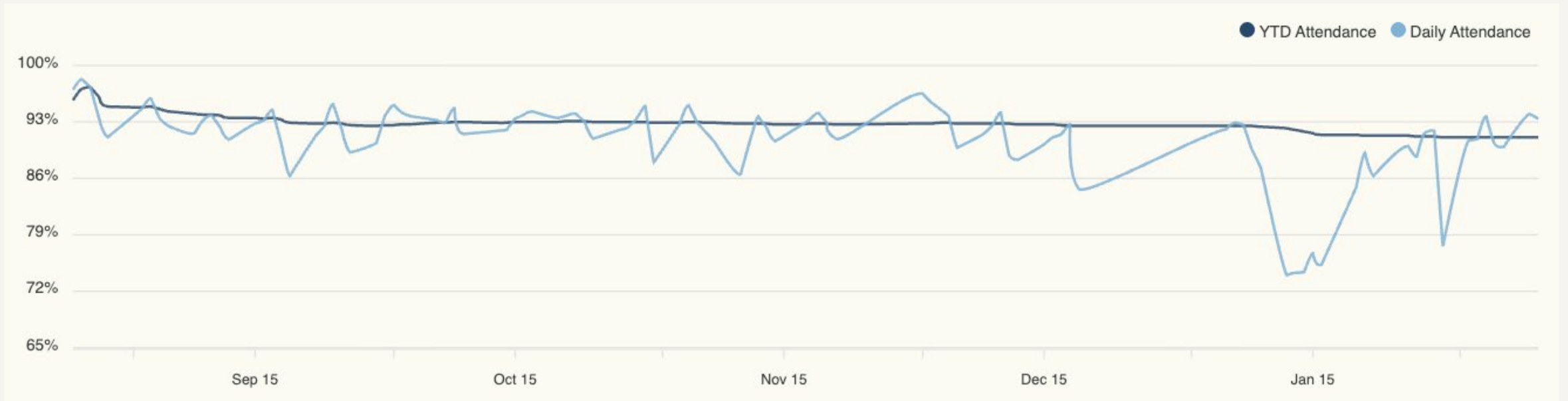
Additional Intervention

- More Math and Reading intervention time this year than last year
 - Full time Reading Intervention (+ 0.5)
 - About .3 FTE in Math intervention (+0.3)
 - 0.68 Math and Reading EA support
 - Helping families understand intervention placement

Celebrations!

Attendance Increase!

- 72% Regular Attendars



Celebrations!

Cell Phone Policy (year 3)

Sports and After School Activities:

- 390 Student Participating!
- 333+ AMS students!
- 72 % of AMS Students (so far this year)!

Math Counts Team – Won Regional, going to State!