

Y.E.S!! PROGRAM



"Teach so that students learn to their maximum potential."



Selection Criteria

- 3rd graders
- 7th graders
- Scored between the 31st and 49th percentiles on MAP
- Scored Did Not Meet or Approaches on STAAR

Y.E.S.! Program Overview

Integrated Reading Instruction

- **Achieve3000**
 - Aligned with STEM topics (e.g., drones, robotics, game design)
 - Comprehension
 - Vocabulary
 - Content connections

STEM Experiences

- **Video Game Design**
 - Block-based coding
 - Design, code, and playtest their own games
- **Drone Technology**
- **Robotics with mBot (Grades 3–5)**

Daily Schedule

- Morning (4 Hours): STEM & Reading Instruction
- Lunch
- Afternoon (2 Hours): Fine Arts Strand

Y.E.S.! Staff

Academic Focus - STREAM

- **Reading Instruction**

- Staff:

- 2 Third Grade Reading Teachers
 - 1 Seventh Grade Reading Teacher
 - District level staff support

- **STEM Instruction**

- Staff:

- 2 Third Grade STEM Teachers
 - 1 Seventh Grade STEM Teacher
 - District level staff support

Fine Arts Strand

- **Visual Art** (KISD Teachers)

- 1 for 3rd Grade
 - 1 for 7th Grade

- **Theater Arts** Creative Action (Austin-based):

- 1 for 3rd Grade
 - 1 for 7th Grade
 - District Level Support

- **Orchestra** (New Horizons (Killeen-based):

- 1 for 3rd Grade
 - 1 for 7th Grade
 - District level support

Y.E.S.! Program Attendance

Oct. 2025

Third Grade

23/30

Seventh Grade

20/30

Nov. 2025

Third Grade

25/30

Seventh Grade

17/27

Dec. 2025

Third Grade

22/30

Seventh Grade

15/29

Jan. 2026

Third Grade

20/26

Seventh Grade

12/21

Feb. 2026

Third Grade

21/26

Seventh Grade

15/21

Mar. 2026

Third Grade

18/25

Seventh Grade

13/16

Apr. 2026

Third Grade

19/25

Seventh Grade

12/16

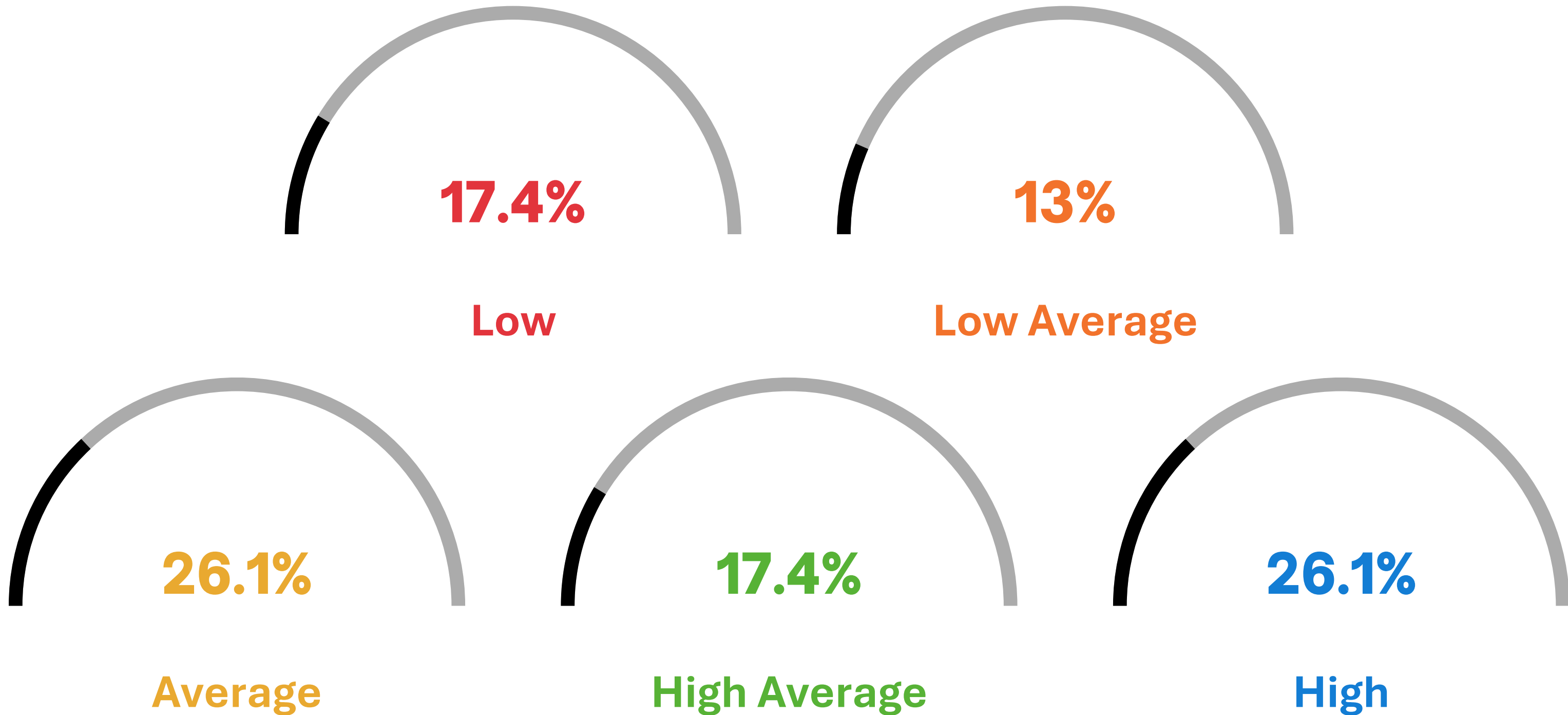
**Attended 50% or
More Sessions**

-Third Grade 70%

-Seventh Grade 40%

NWEA Fall To Spring Growth

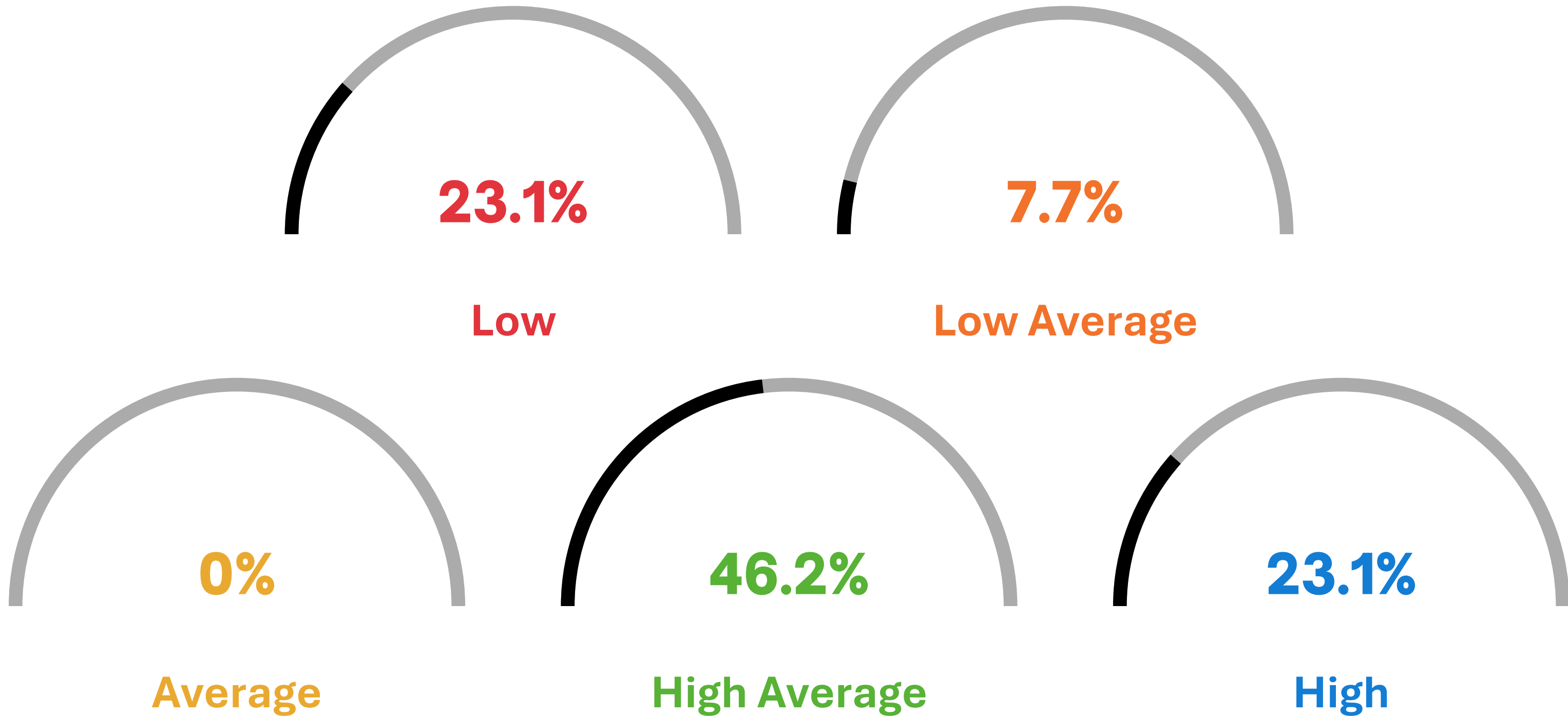
Third Grade



Students' growth across achievement categories based on RIT scores from Fall 2024 to Spring 2025. Average performance is typically defined as scoring around the 50th percentile, which usually indicates about one year's worth of growth.

NWEA Fall To Spring Growth

Seventh Grade

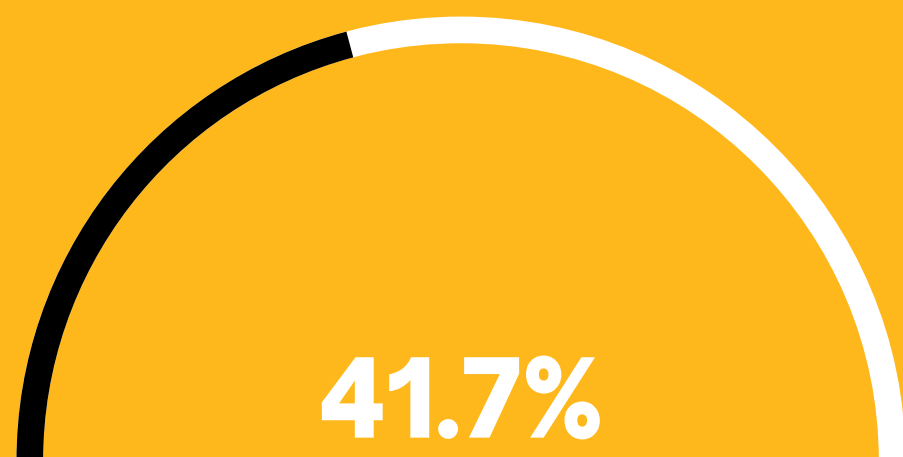


Students' growth across achievement categories based on RIT scores from Fall 2024 to Spring 2025. Average performance is typically defined as scoring around the 50th percentile, which usually indicates about one year's worth of growth.

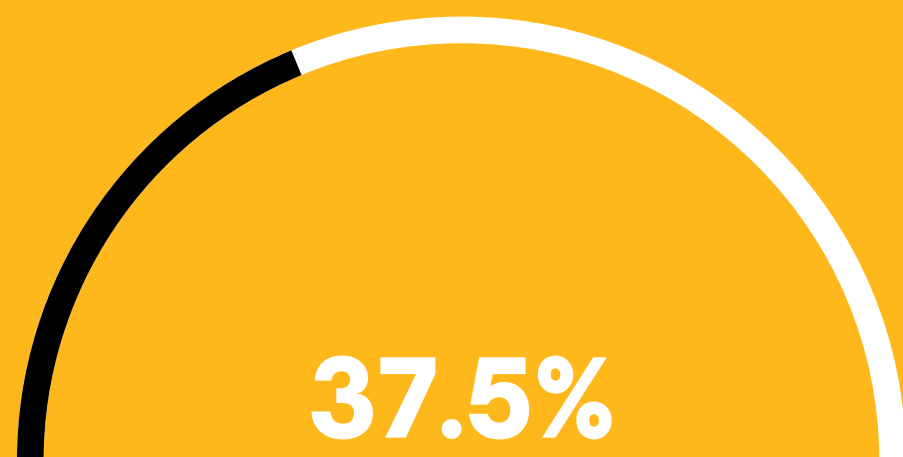
Third Grade STAAR Results



**Did Not Meet Grade
Level**

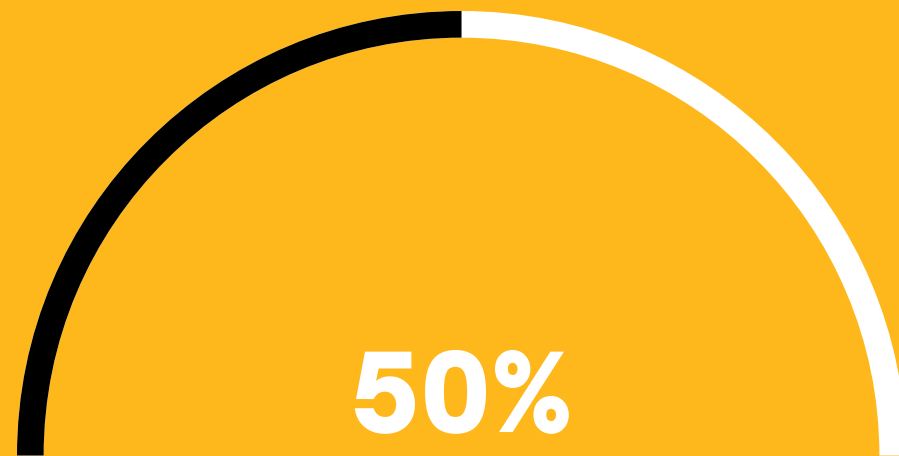


**Approaches
Grade Level**




**Meets
Grade Level**


Seventh Grade STAAR Results



**Did Not Meet Grade
Level**



**Approaches
Grade Level**



**Meets
Grade Level**

2025-2026

Recommendations

- Targeted participants 3, 4, and 6
- 20-25 students per grade level
- Target Schools
 - Middle
 - *Eastern Hills*
 - *Palo Alto*
 - *Manor*
 - *Rancier*
 - Live Oak Ridge
 - Dr. Jimmie Don Aycok
 - Elementary
 - *Hay Branch*
 - *Brookhaven*
 - Alice W. Douse



PSAT

Phase 2: Year 1



Elevating Students to AP Success and National Merit Scholarships



Objective:

Administer PSAT to select students to strategically position them for long-term academic achievement by:

1. Capitalizing on academic potential early,
2. Identifying readiness for AP coursework,
3. Increasing equity in advanced academics,
4. Elevating competitiveness for National Merit recognition.

Target Audience

8th + 9th grade – PSAT 8/9 in October



Identify top academic students based on STAAR (masters) and Map scores (90%)



Partner with guardians/staff



Increase familiarity with bluebook platform and test prep



Assign test-prep tutor sessions and direct students to self test-prep (blue book)



Enroll in rigorous course path



Create Academic clubs/competitions – Decathlon, UIL, Debate

10th grade – PSAT 10 in March



Identify AVID students



Flag index scores ≥ 208



Increase rigor of test-prep tutor sessions for qualifiers



Solicit commitment to intervention for index scores below 208



Provide test strategies and SEL support



Enlist community support

AP Potential – Student Detail Report

[Back to Student Roster](#)

Sample Student 1

Student ID
12345

Ethnicity
Hispanic/Latino

Date of Birth
10/27/2005

High School
Sample High School

Gender
Male

District
Sample School District

2022-2023 PSAT/SAT Suite of Assessments

Grade
11th Grade

Reading Score
29

Month
October

Math Score
520

Total Score
1060

Writing & Language Score
25

Potential Results

Subject	Selected Pool Criteria	Meets Criteria	Students with Same Score Who Received AP Score of 3+
Art History	60		50%
Biology	60	✓	60%
Calculus AB	60		30%
Chemistry	60		20%
Comparative Government and Politics	60		50%
Computer Science A	60		30%
Computer Science Principles	60	✓	60%
English Language and Composition	60		50%
English Literature and Composition	60	✓	70%
Environmental Science	60		40%
European History	60		50%

Share

Share data – AP teachers, counselors

Perfect

Perfect Masterboard based on potential

Partner

Partner with parents and identified students

Provide

Provide intervention for red-line students

Generate Sample Letters

Create a mail merge of letters you can send to parents/guardians and students, based upon the student roster you generated. Send these letters to inform families of their child's potential to succeed in specific AP courses. The letters are generated only for AP courses for which students have the level of AP Potential you selected.

* indicates a required field

AP Subjects *

21 Selected

You must select at least one subject.

Contact *

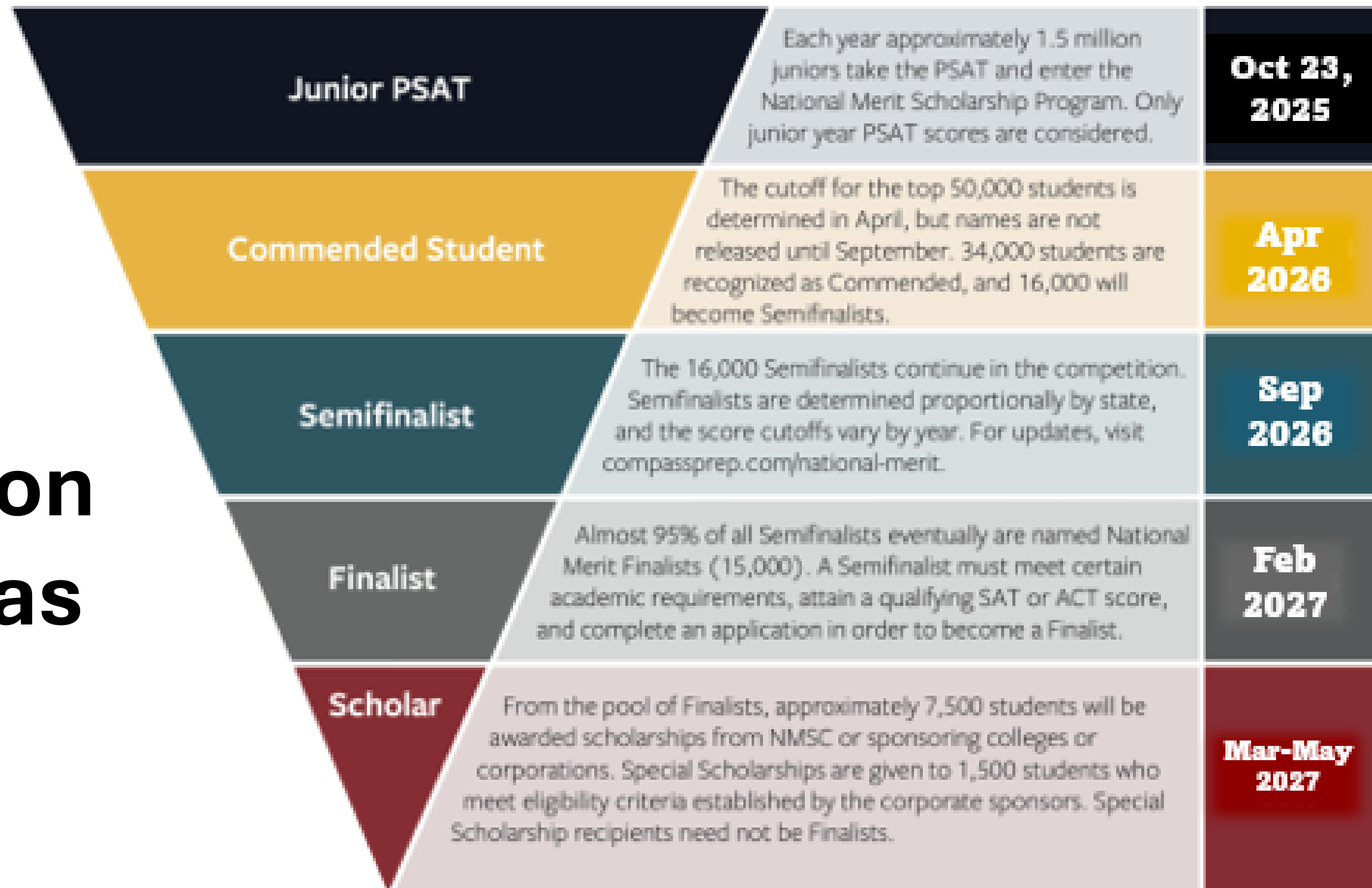
Mr. Packer, Principa

ex: Jane Doe at 301-555-1212, or Jane Doe at janedoe@example.com

Signature *

Trevor Packer

Class of 2027



**Competition
for 2027 has
already
begun**



Objective:

\$56,400

- 2. Identifying readiness for AP coursework,
- 3. Increasing equity in advanced academics,
- 4. Elevating competitiveness for National Merit recognition.