



Faith Olsen <fkolsen@homedaleschools.org>

COSSA Academy Attendance Data

1 message

Harold Nevill <nevillh@cossaschools.org>

Wed, Nov 18, 2015 at 2:32 PM

To: Alicia Kranz <krantz@notusschools.org>, Betty Ackerman <olddog6511@gmail.com>, Christy Tayler <ctayler@wilderschools.org>, Craig Woods <woodsc@notusschools.org>, Dawnita Tincher <dawnita@cossaschools.org>, Debbie Holzhey <dholzhey@marsingschools.org>, Diana Zigar <diana@cossaschools.org>, Faith Olsen <fkolsen@homedaleschools.org>, Harold Nevill <nevillh@cossaschools.org>, Jeff Dillon <jdillon@wilderschools.org>, Jennifer Brock <jbrock135@gmail.com>, Jim Norton <jnorton@parmaschools.org>, Linda Troyer <ltroyer@parmaschools.org>, Michael Lankow <mlankow@mwivet.com>, Norm Stewart <nstewart@marsingschools.org>, Rob Sauer <rsauer@homedaleschools.org>, Robert Godina <robert_godina@yahoo.com>, Shelley Shenk <shenklivestock@frontiernet.net>, Susan Lincoln <slincoln@wilderschools.org>

COSSA Board Members:

At the Monday, November 16th, 2015 regular Board meeting, I was asked to send you attendance data showing the increase in attendance that COSSA Academy incurs each year. I have attached the attendance graphs that I use when I brief the legislature. As you can see, the percentage increases (beginning of year to end of year) that COSSA Academy has seen are:

2010-2011 = 31%
2011-2012 = 42%
2012-2013 = 48%
2013-2014 = 19%
2014-2015 = 33%

That is an average increase of 34.6% per year. COSSA Academy started the 2015-2016 school year with 130 students enrolled. If we increase by 34.6% again, we will end this school year with 175 students. That will give us a student to teacher ration of almost 22:1, instead of the 12:1 ratio that alternative schools are supposed to achieve.

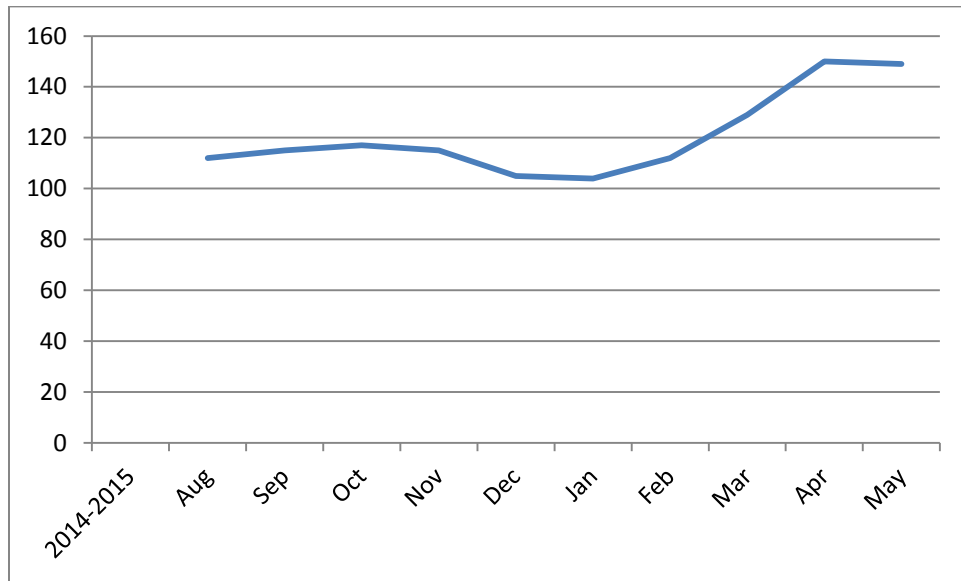
Please let me know if you have any questions. Thanks. Harold



Attendance Graphs, 2010-2015, 5-29-15.docx

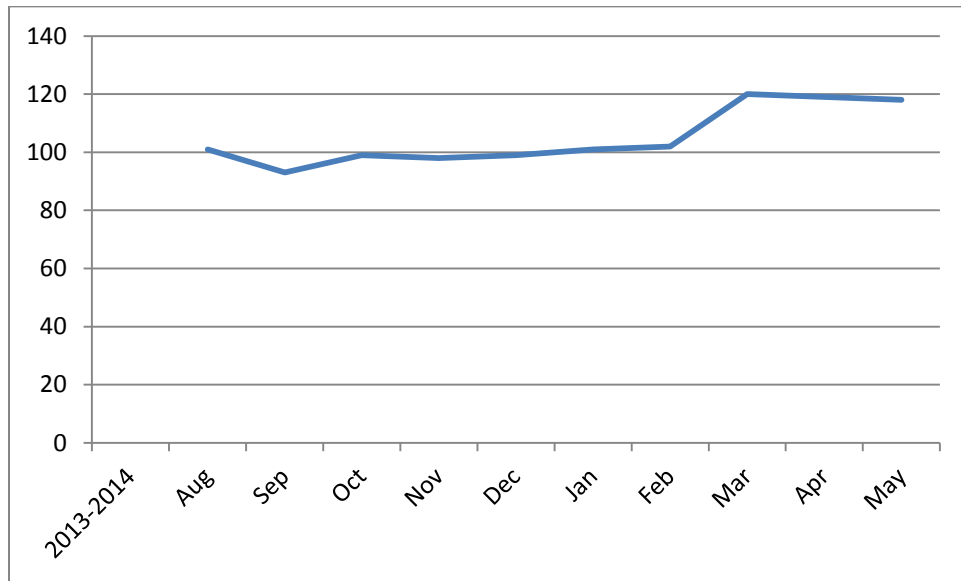
20K

COSSA Academy Attendance 2014-2015



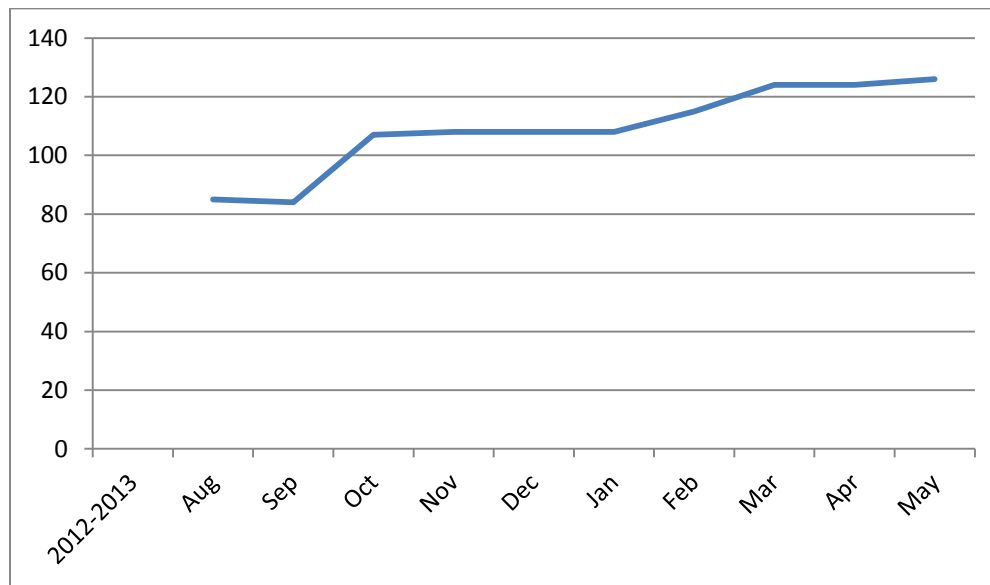
2014-2015 = 33% increase

COSSA Academy Attendance 2013-2014



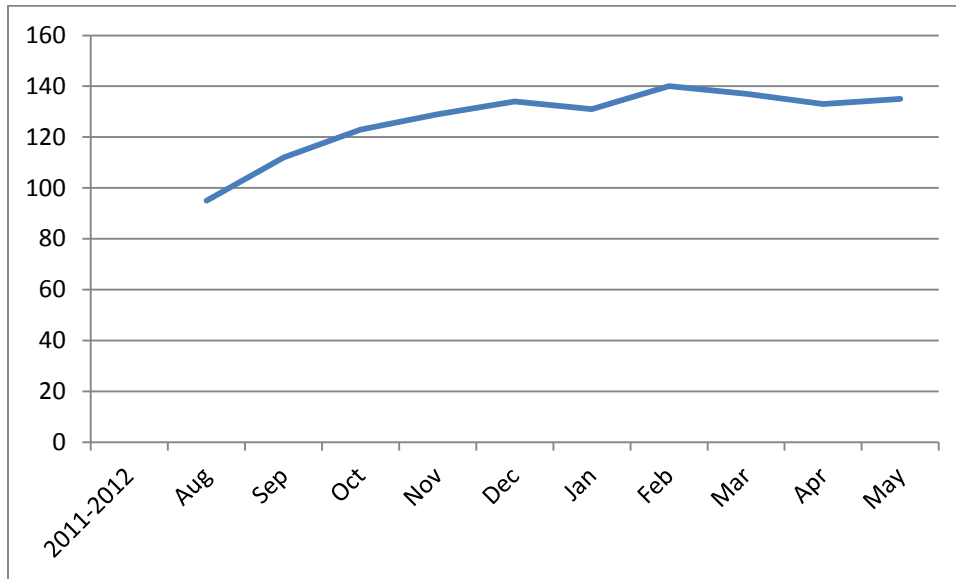
2013-2014 = 19% increase

COSSA Academy Attendance 2012-2013



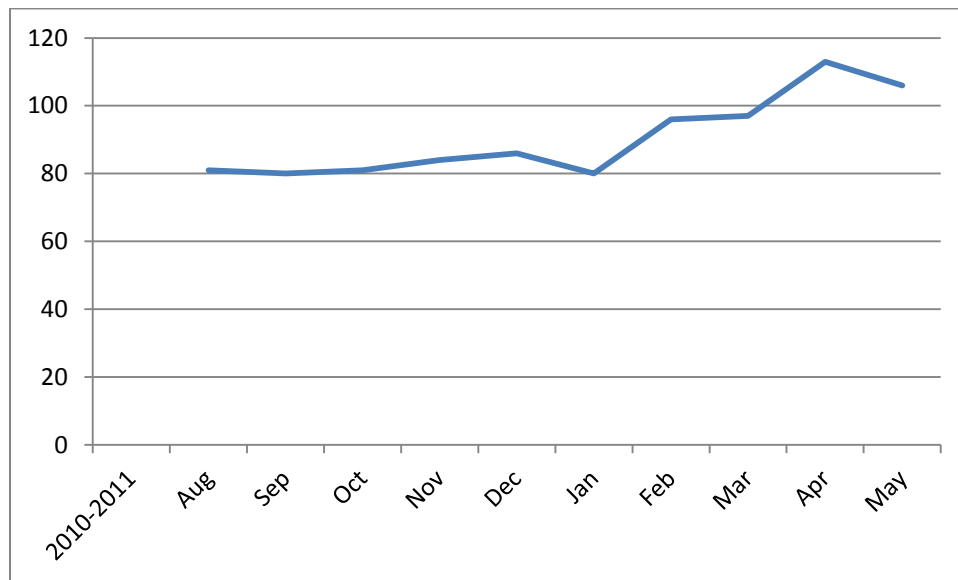
2012-2013 = 48% increase

COSSA Academy Attendance 2011-2012



2011-2012 = 42% increase

COSSA Academy Attendance 2010-2011



2010-2011 = 31% increase