



# UNITED INDEPENDENT SCHOOL DISTRICT INFORMATIONAL ITEM

TOPIC: TAKS Exit level Retesters in March 2012

SUBMITTED BY: Guadalupe Gorordo, Ph.D, Assoc. Superintendent for Curriculum & Instruction

APPROVED FOR TRANSMITTAL TO SCHOOL BOARD: \_\_\_\_\_

DATE ASSIGNED FOR BOARD CONSIDERATION: \_\_\_\_\_





## INFORMATIONAL REPORT:

Administration and results summary of TAKS Exit level Retesters in March 2012.





# 2012 March EXIT LEVEL RETEST REPORT

M, SS, Sci recv'd 4/03/2012  
 ELA recv'd 4/17/12

## MATH SOCIAL STUDIES

CAMPUS	GRADE 11 EXIT LEVEL			GRADE 12 EXIT LEVEL			GRADE 11 EXIT LEVEL			GRADE 12 EXIT LEVEL		
	Tested	Passed	% Passed	Tested	Passed	% Passed	Tested	Passed	% Passed	Tested	Passed	% Passed
 United High School	none			49	11	22%	none			4	3	75%
 United South High School	none			41	7	17%	none			8	3	38%
 Alexander High School	none			21	6	29%	none			4	3	75%
 Lyndon B. Johnson High School	2	1	50%	43	9	21%	2	2	100%	6	4	67%
<b>DISTRICT</b>	2	1	50%	154	33	21%	2	2	100%	22	13	59%

## SCIENCE

CAMPUS	GRADE 11 EXIT LEVEL			GRADE 12 EXIT LEVEL			GRADE 11 EXIT LEVEL			GRADE 12 EXIT LEVEL		
	Tested	Passed	% Passed	Tested	Passed	% Passed	Tested	Passed	% Passed	Tested	Passed	% Passed
 United High School	none			43	18	42%	none			17	5	29%
 United South High School	none			31	9	29%	none			32	5	16%
 Alexander High School	bibe			29	13	45%	none			22	4	18%
 Lyndon B. Johnson High School	2	2	100%	39	5	13%	3	2	67%	29	4	14%
<b>DISTRICT</b>	2	2	100%	142	45	32%	3	2	67%	100	18	18%

## ELA