

Smarter Balanced Grade 3-6
(ELA and Math)
Assessment Results
2017-2018

Beecher Road School
September 17, 2018

Smarter Balanced Assessment

Global measure of student learning:

- Accurately describes student achievement and growth
- Measures students' progress/attainment of knowledge and skills
- Provides an annual snapshot of student achievement
- Aligned to Common Core State Standards
- Administered to students in grades 3-8
- Utilizes computer adaptive testing
- Includes one math performance task

Background Information: English Language Arts

Areas of Knowledge and Skills Measured	Statement About Student Learning From Which the Assessment was Built
Reading	Students can read closely and analytically to comprehend a range of increasingly complex literary and informational texts.
Writing	Students can produce effective and well-grounded writing for a range of purposes and audiences.
Listening	Students can employ effective speaking and listening skills for a range of purposes and audiences.
Research/Inquiry	Students can engage in research/inquiry to investigate topics, and to analyze, integrate, and present information.

Achievement Levels

Four Achievement Levels:

- Level 1 = **Does not meet** the achievement standard
- Level 2 = **Approaching** the achievement standard
- Level 3 = **Meets** the achievement standard
- Level 4 = **Exceeds** the achievement standard

Achievement levels:

- Specify the knowledge and skills at a certain level
- Are less precise than scale scores
- Note: characterizing a student's achievement solely in terms of a level is an oversimplification

Sample question: ELA



Read the text. Then answer the questions.

New Homes for Hermit Crabs by Bart King

Hermit crabs are nature's recyclers. Like many other crabs, the hermit crab eats waste. By living on sea scraps, hermit crabs help keep oceans and shores clean. Some hermit crabs hide in reefs or live in shallow waters, while others scuttle on the ocean floor. There are also hermit crabs that spend most of their lives ashore.

Unlike other crabs, the hermit crab has a thin outer shell over its soft tail. This makes the hermit crab easy prey for hungry predators. Hermit crabs stay safe by living in old seashells. A hermit crab is picky; it tries on many shells until it finds one that fits just right. The hermit crab backs into its new home and uses its tail and rear legs to grab onto the shell and carry it. If a predator

10

The author uses a word that means “fake” in the text. Click a word in the paragraph that **best** represents that idea.

These artificial shells have two important purposes. First, people who own hermit crabs can give them to their pets. That keeps real seashells in the ocean, rather than in home aquariums. The Project Shellter shells are also placed in the wild for hermit crabs to find. Lucky hermit crabs can move into these new dream homes and leave those plastic cups behind.

11

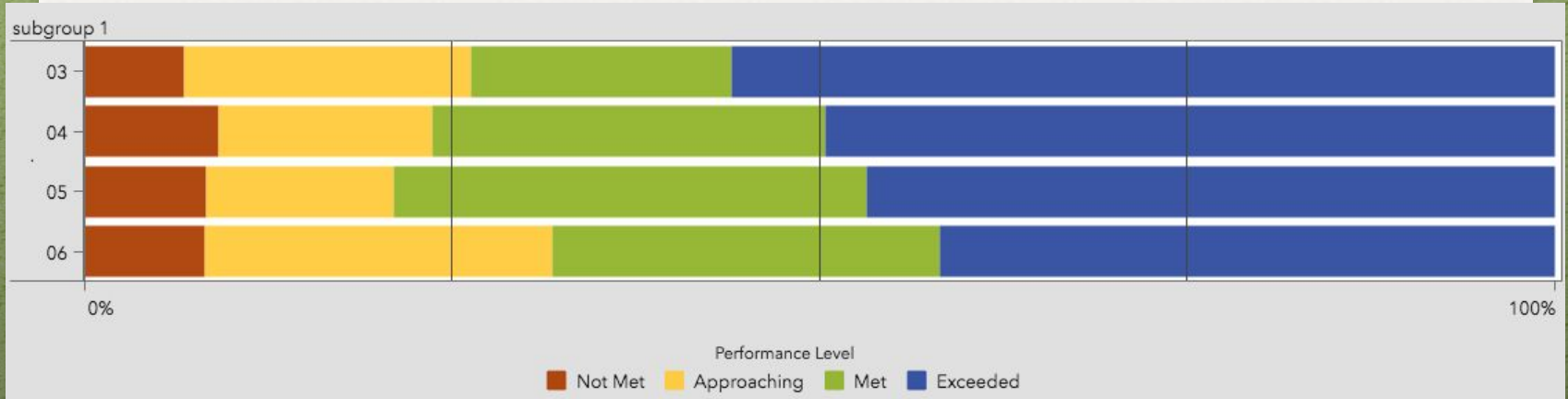
What conclusion can be drawn about the author's point of view about your answer with details from the text.

- Tutorial
- Notepad
- Mark for Review

The Results: ELA All Students

Grade	Percent Scoring Level 3 and Above			Average Vertical Scale Score		
	2015-2016	2016-2017	2017-2018	2015-2016	2016-2017	2017-2018
3	76.2%	74.4%	74%	2482	2486	2485
4	76.3%	72.8%	78%	2527	2532	2533
5	85.4%	71.4%	80%	2582	2554	2567
6	82.4%	90.4%	68%	2597	2617	2579
All grades	80.1%	76.4%	74.4%	N/A	N/A	N/A

ELA Performance Level- by Grade



ELA Performance Level



Background Information: Mathematics

Areas of Knowledge and Skills Measured	Statement About Student Learning From Which the Assessment was Built
Concepts and Procedures	Students can explain and apply mathematical concepts and interpret and carry out mathematical procedures with precision and fluency.
Problem Solving	Students can solve a range of complex well-posed problems in pure and applied mathematics, making productive use of knowledge and problem-solving strategies.
Communicating Reasoning	Students can clearly and precisely construct viable arguments to support their own reasoning and to critique the reasoning of others.
Modeling and Data Analysis	Students can analyze complex, real-world scenarios and can construct and use mathematical models to interpret and solve problems.

Sample question: Math

Tyler is 8 years old. His sister Olivia is 4 years less than twice his age.

Write a numerical expression for Olivia's age.

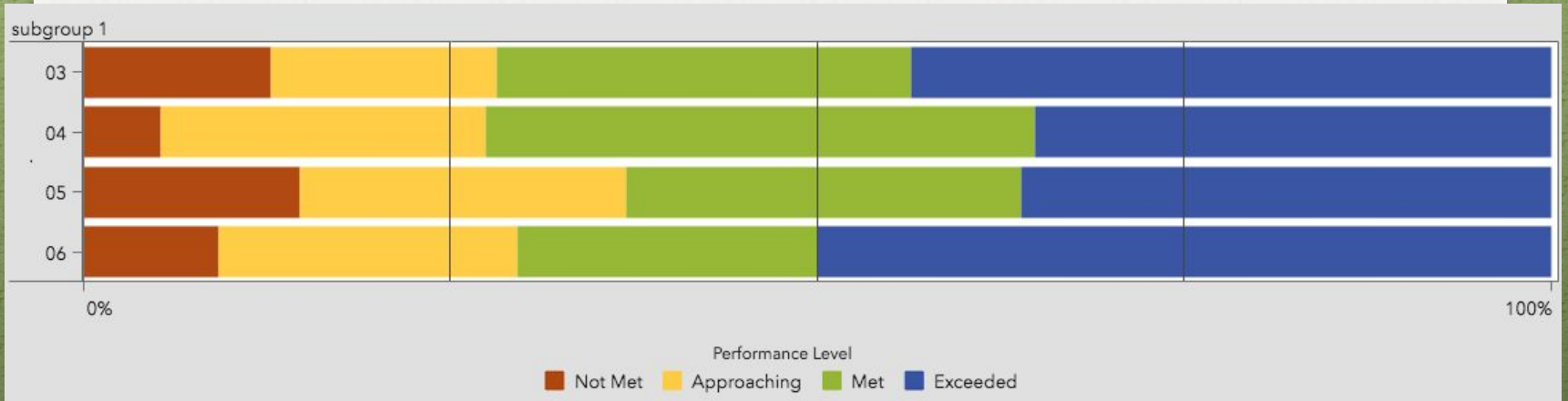


1	2	3	+	-	×	÷
4	5	6	<	=	>	
7	8	9	\square^{\square}	()		
0	.	$\frac{\square}{\square}$				

The Results: Math All Students

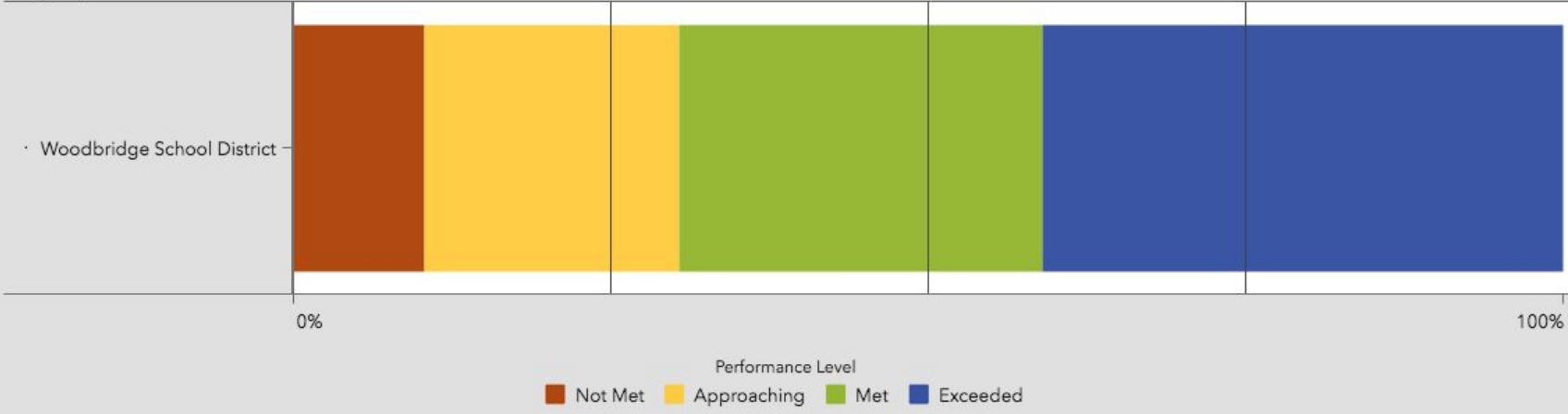
Grade	Percent Scoring Level 3 and Above			Average Vertical Scale Score		
	2015-2016	2016-2017	2017-2018	2015-2016	2016-2017	2017-2018
3	75.2%	77.8%	72%	2482	2488	2476
4	65.6%	78.4%	74%	2519	2536	2530
5	71.9%	55.2%	64%	2564	2539	2550
6	71.4%	77.7%	71%	2589	2610	2599
All grades	71.2%	71.6%	69.6%	N/A	N/A	N/A

Math Performance Level by Grade



Math Performance Level

subgroup 1



Smarter Balanced Assessment: Overall Results

	2016	DRG	CT	2017	DRG	CT	2018	DRG	CT
ELA	80.1%	5 out of 21	15 out of 188	76.4%	10 out of 21	21 out of 188	74.4%	14 out of 21	42 out of 206
Math	71.2%	5 out of 21	17 out of 188	71.6%	6 out of 21	17 out of 188	69.6%	10 out of 21	31 out of 206

Follow up and next steps

- Grade level analysis by homeroom
 - 2017-2018 homerooms
 - 2018-2019 homerooms
- Continued professional learning and curriculum development
 - Give students appropriate exposure and practice to the tools necessary to demonstrate knowledge
 - Continuation of Coaching in Math
 - ACES Consultant work with grades K and 5 in Math
 - Columbia Consultant work for all grades
 - Progress monitoring using STAR
- School-wide data team- regular meetings
- Feedback and coaching within the classroom and PLC meetings



Thank you!