



## ISDLAF+ Monthly Statement

Statement for the Account of:  
Geneva C.U.S.D. #304

(10385-116) GENERAL FUND

Statement Period  
Apr 1, 2019 to Apr 30, 2019

### ACTIVITY SUMMARY

INVESTMENT POOL SUMMARY	LIQ	MAX
Beginning Balance	\$472,936.83	\$3,493,523.48
Dividends	\$3,040.20	\$8,376.61
Credits	\$7,427,063.17	\$0.00
Checks Paid	\$0.00	\$0.00
Other Debits	(\$7,900,000.00)	(\$937,662.61)
Ending Balance	\$3,040.20	\$2,562,237.28
Average Monthly Rate	2.20%	2.26%


PLEASE NOTE: THE FUND WILL BE CLOSED MAY 27TH  
IN OBSERVANCE OF THE MEMORIAL DAY HOLIDAY

TOTAL LIQ AND MAX	\$2,565,277.48
-------------------	----------------

TOTAL FIXED INCOME	\$16,208,343.49
--------------------	-----------------

ACCOUNT TOTAL	\$18,773,620.97
---------------	-----------------

Geneva C.U.S.D. #304  
Dean Romano  
227 N. FOURTH ST.  
GENEVA, IL 60134



## Geneva C.U.S.D. #304

Statement Period

Apr 1, 2019 to Apr 30, 2019

### TRANSACTION ACTIVITY

BEGINNING BALANCE							\$472,936.83
LIQUID CLASS ACTIVITY							
Transaction	Trade Date	Settle Date	Description	Redemption/Debit	Purchase/Credit	Share Price	Shares this Transaction
2731432	04/01/19	04/01/19	Fund Purchase from FRI Maturity SEC - 43106 - US TREASURY N/B		\$3,215,000.00	\$1.00	3,215,000.000
2731503	04/01/19	04/01/19	Fund Purchase from FRI Interest SEC - 43106 - US TREASURY N/B		\$20,093.75	\$1.00	20,093.750
2731627	04/01/19	04/01/19	Phone Wire Redemption	(\$2,700,000.00)		\$1.00	(2,700,000.000)
2736659	04/11/19	04/11/19	Fund Purchase from FRI Maturity CD-262270-1 PRUDENTIAL BANK, PA		\$246,212.17	\$1.00	246,212.170
2736660	04/11/19	04/11/19	Fund Purchase from FRI Maturity CD-262270-2 Fahey Banking Company, OH		\$246,212.17	\$1.00	246,212.170
2736661	04/11/19	04/11/19	Fund Purchase from FRI Maturity CD-262270-3 Enterprise Bank & Trust Company, MA		\$246,212.17	\$1.00	246,212.170
2736662	04/11/19	04/11/19	Fund Purchase from FRI Maturity CD-262270-4 MutualBank, IN		\$246,212.17	\$1.00	246,212.170
2736663	04/11/19	04/11/19	Fund Purchase from FRI Maturity CD-262270-5 Chemical Bank / First Place Bank, OH		\$246,212.17	\$1.00	246,212.170
2736664	04/11/19	04/11/19	Fund Purchase from FRI Maturity CD-262270-6 MINNESOTA BANK AND TRUST / Signature Bank, MN		\$246,212.17	\$1.00	246,212.170
2736665	04/11/19	04/11/19	Fund Purchase from FRI Maturity CD-262270-7 Community Bank of Chesapeake/ Community Bank of Tri-County, MD		\$246,212.17	\$1.00	246,212.170
2736666	04/11/19	04/11/19	Fund Purchase from FRI Maturity CD-262270-8 First International Bank & Trust, ND		\$246,212.17	\$1.00	246,212.170
2736667	04/11/19	04/11/19	Fund Purchase from FRI Maturity CD-262270-9 Alliance Bank, MN		\$246,212.17	\$1.00	246,212.170
2736668	04/11/19	04/11/19	Fund Purchase from FRI Maturity CD-262270-10 Provident Bank, NJ		\$246,212.17	\$1.00	246,212.170
2736669	04/11/19	04/11/19	Fund Purchase from FRI Maturity CD-262270-11 AVB Bank, OK		\$246,212.17	\$1.00	246,212.170
2736670	04/11/19	04/11/19	Fund Purchase from FRI Maturity CD-262270-12 Landmark Bank, N.A., MO		\$246,212.17	\$1.00	246,212.170
2736671	04/11/19	04/11/19	Fund Purchase from FRI Maturity CD-262270-13 Treynor State Bank, IA		\$245,453.96	\$1.00	245,453.960

Questions? Please call 630 657 6400

(10385-116) GENERAL FUND | Page 2 of 10

**LIQUID CLASS ACTIVITY**

Transaction	Trade Date	Settle Date	Description	Redemption/Debit	Purchase/Credit	Share Price	Shares this Transaction
2736777	04/11/19	04/11/19	Fund Purchase from FRI Interest CD-262270-1 PRUDENTIAL BANK, PA		\$2,811.41	\$1.00	2,811.410
2736778	04/11/19	04/11/19	Fund Purchase from FRI Interest CD-262270-2 Fahey Banking Company, OH		\$2,811.41	\$1.00	2,811.410
2736779	04/11/19	04/11/19	Fund Purchase from FRI Interest CD-262270-3 Enterprise Bank & Trust Company, MA		\$2,811.41	\$1.00	2,811.410
2736780	04/11/19	04/11/19	Fund Purchase from FRI Interest CD-262270-4 MutualBank, IN		\$2,811.41	\$1.00	2,811.410
2736781	04/11/19	04/11/19	Fund Purchase from FRI Interest CD-262270-5 Chemical Bank / First Place Bank, OH		\$2,811.41	\$1.00	2,811.410
2736782	04/11/19	04/11/19	Fund Purchase from FRI Interest CD-262270-6 MINNESOTA BANK AND TRUST / Signature Bank, MN		\$2,811.41	\$1.00	2,811.410
2736783	04/11/19	04/11/19	Fund Purchase from FRI Interest CD-262270-7 Community Bank of Chesapeake/ Community Bank of Tri-County, MD		\$2,811.41	\$1.00	2,811.410
2736784	04/11/19	04/11/19	Fund Purchase from FRI Interest CD-262270-8 First International Bank & Trust, ND		\$2,811.41	\$1.00	2,811.410
2736785	04/11/19	04/11/19	Fund Purchase from FRI Interest CD-262270-9 Alliance Bank, MN		\$2,811.41	\$1.00	2,811.410
2736786	04/11/19	04/11/19	Fund Purchase from FRI Interest CD-262270-10 Provident Bank, NJ		\$2,811.41	\$1.00	2,811.410
2736787	04/11/19	04/11/19	Fund Purchase from FRI Interest CD-262270-11 AVB Bank, OK		\$2,811.41	\$1.00	2,811.410
2736788	04/11/19	04/11/19	Fund Purchase from FRI Interest CD-262270-12 Landmark Bank, N.A., MO		\$2,811.41	\$1.00	2,811.410
2736789	04/11/19	04/11/19	Fund Purchase from FRI Interest CD-262270-13 Treynor State Bank, IA		\$2,802.70	\$1.00	2,802.700
2737495	04/12/19	04/12/19	Fund Purchase from FRI Interest SEC - 42826 - UBS BANK USA		\$549.85	\$1.00	549.850
2738326	04/15/19	04/15/19	Fund Purchase from FRI Interest SEC - 42820 - WELLS FARGO BANK NA		\$592.14	\$1.00	592.140
2738353	04/15/19	04/15/19	Fund Purchase from FRI Interest SEC - 29317 - BALTIMORE MD REF-CONSOL PUBLIC IMPT-SER B		\$16,625.00	\$1.00	16,625.000
2738752	04/15/19	04/15/19	Phone Wire Redemption	(\$2,600,000.00)		\$1.00	(2,600,000.000)
2746153	04/29/19	04/29/19	Phone Wire Redemption	(\$2,600,000.00)		\$1.00	(2,600,000.000)
2746155	04/29/19	04/29/19	Phone Exchange Purchase		\$937,662.81	\$1.00	937,662.810
2748154	04/30/19	04/30/19	Dividend Reinvest		\$3,040.20	\$1.00	3,040.200
<b>TOTALS FOR PERIOD</b>				<b>(\$7,900,000.00)</b>	<b>\$7,430,103.37</b>		<b>(469,896.630)</b>
<b>ENDING BALANCE</b>							<b>\$3,040.20</b>

Questions? Please call 630 657 6400

(10385-116) GENERAL FUND | Page 3 of 10




## Geneva C.U.S.D. #304

Statement Period

Apr 1, 2019 to Apr 30, 2019

### TRANSACTION ACTIVITY

BEGINNING BALANCE							\$3,493,523.48
MAX CLASS ACTIVITY							
Transaction	Trade Date	Settle Date	Description	Redemption/Debit	Purchase/Credit	Share Price	Shares this Transaction
2746154	04/29/19	04/29/19	Phone Exchange Redemption	(\$937,662.81)		\$1.00	(937,662.810)
2748745	04/30/19	04/30/19	Dividend Reinvest		\$6,376.61	\$1.00	6,376.610
TOTALS FOR PERIOD				(\$937,662.81)	\$6,376.61		(931,286.200)
ENDING BALANCE							\$2,562,237.28



## Geneva C.U.S.D. #304

### SDA / MMA TRANSACTION ACTIVITY

Statement Period  
Apr 1, 2019 to Apr 30, 2019

BANK OF CHINA			BEGINNING BALANCE			\$7,748,619.09
Transaction	Date		Deposits	Withdrawals	Interest / Adjust	Balance
204523	04/30/19	Interest			\$14,839.20	\$7,763,458.29
TOTALS FOR PERIOD			\$0.00	\$0.00	\$14,839.20	
ENDING BALANCE						\$7,763,458.29




## Geneva C.U.S.D. #304

### FIXED INCOME INVESTMENTS

Statement Period  
Apr 1, 2019 to Apr 30, 2019

#### MATURITIES

Type	M	Holding ID	Settle Date	Transaction Date	Maturity Date	Description	Cost	Face/Par
SEC	M	43106	10/03/18	04/01/19	04/01/19	SEC - 43106 - US TREASURY N/B	\$3,198,799.41	\$3,215,000.00
CDR	M	262270-1	10/11/18	04/11/19	04/11/19	CD-262270-1 PRUDENTIAL BANK, PA	\$246,212.17	\$249,023.58
CDR	M	262270-10	10/11/18	04/11/19	04/11/19	CD-262270-10 Provident Bank, NJ	\$246,212.17	\$249,023.58
CDR	M	262270-11	10/11/18	04/11/19	04/11/19	CD-262270-11 AVB Bank, OK	\$246,212.17	\$249,023.58
CDR	M	262270-12	10/11/18	04/11/19	04/11/19	CD-262270-12 Landmark Bank, N.A., MO	\$246,212.17	\$249,023.58
CDR	M	262270-13	10/11/18	04/11/19	04/11/19	CD-262270-13 Treynor State Bank, IA	\$245,453.96	\$248,256.66
CDR	M	262270-2	10/11/18	04/11/19	04/11/19	CD-262270-2 Fahey Banking Company, OH	\$246,212.17	\$249,023.58
CDR	M	262270-3	10/11/18	04/11/19	04/11/19	CD-262270-3 Enterprise Bank & Trust Company, MA	\$246,212.17	\$249,023.58
CDR	M	262270-4	10/11/18	04/11/19	04/11/19	CD-262270-4 MutualBank, IN	\$246,212.17	\$249,023.58
CDR	M	262270-5	10/11/18	04/11/19	04/11/19	CD-262270-5 Chemical Bank / First Place Bank, OH	\$246,212.17	\$249,023.58
CDR	M	262270-6	10/11/18	04/11/19	04/11/19	CD-262270-6 MINNESOTA BANK AND TRUST / Signature Bank, MN	\$246,212.17	\$249,023.58
CDR	M	262270-7	10/11/18	04/11/19	04/11/19	CD-262270-7 Community Bank of Chesapeake/ Community Bank of Tri-County, MD	\$246,212.17	\$249,023.58
CDR	M	262270-8	10/11/18	04/11/19	04/11/19	CD-262270-8 First International Bank & Trust, ND	\$246,212.17	\$249,023.58
CDR	M	262270-9	10/11/18	04/11/19	04/11/19	CD-262270-9 Alliance Bank, MN	\$246,212.17	\$249,023.58
Totals for Period:							\$6,398,799.41	\$6,451,539.62



## Geneva C.U.S.D. #304

### FIXED INCOME INVESTMENTS

Statement Period  
Apr 1, 2019 to Apr 30, 2019

INTEREST				
Type	Holding ID	Transaction Date	Description	Interest
SEC	43106	04/01/19	SEC - 43106 - US TREASURY N/B	\$20,093.75
CDR	262270-1	04/11/19	CD-262270-1 PRUDENTIAL BANK, PA	\$2,811.41
CDR	262270-10	04/11/19	CD-262270-10 Provident Bank, NJ	\$2,811.41
CDR	262270-11	04/11/19	CD-262270-11 AVB Bank, OK	\$2,811.41
CDR	262270-12	04/11/19	CD-262270-12 Landmark Bank, N.A., MO	\$2,811.41
CDR	262270-13	04/11/19	CD-262270-13 Treynor State Bank, IA	\$2,802.70
CDR	262270-2	04/11/19	CD-262270-2 Fahey Banking Company, OH	\$2,811.41
CDR	262270-3	04/11/19	CD-262270-3 Enterprise Bank & Trust Company, MA	\$2,811.41
CDR	262270-4	04/11/19	CD-262270-4 MutualBank, IN	\$2,811.41
CDR	262270-5	04/11/19	CD-262270-5 Chemical Bank / First Place Bank, OH	\$2,811.41
CDR	262270-6	04/11/19	CD-262270-6 MINNESOTA BANK AND TRUST / Signature Bank, MN	\$2,811.41
CDR	262270-7	04/11/19	CD-262270-7 Community Bank of Chesapeake/ Community Bank of Tri-County, MD	\$2,811.41
CDR	262270-8	04/11/19	CD-262270-8 First International Bank & Trust, ND	\$2,811.41
CDR	262270-9	04/11/19	CD-262270-9 Alliance Bank, MN	\$2,811.41
DTC	42826	04/12/19	SEC - 42826 - UBS BANK USA	\$549.85
DTC	42820	04/15/19	SEC - 42820 - WELLS FARGO BANK NA	\$592.14
SEC	29317	04/15/19	SEC - 29317 - BALTIMORE MD REF-CONSOL PUBLIC IMPT-SER B	\$16,625.00
SDA	204523	04/30/19	Savings Deposit Account - BANK OF CHINA	\$14,839.20
Totals for Period:				\$89,239.56



## Geneva C.U.S.D. #304

Statement Period  
Apr 1, 2019 to Apr 30, 2019

### CURRENT PORTFOLIO

Type	Code	Holding ID	Trade	Settle	Maturity	Description	Cost	Rate	Face/Par	Market Value
LIQ				04/30/19		LIQ Account Balance	\$3,040.20	2.200%	\$3,040.20	\$3,040.20
MAX				04/30/19		MAX Account Balance	\$2,562,237.28	2.260%	\$2,562,237.28	\$2,562,237.28
SDA	6	204523-1		04/30/19		Savings Deposit Account - BANK OF CHINA	\$7,763,458.29	2.330%	\$7,763,458.29	\$7,763,458.29
CD	N	262147-1	10/03/18	10/03/18	05/01/19	FIRST MID-ILLINOIS BANK & TRUST	\$246,600.00	2.330%	\$249,906.15	\$246,600.00
CD	N	262148-1	10/03/18	10/03/18	05/01/19	BANK OF CHINA	\$246,600.00	2.336%	\$249,914.47	\$246,600.00
CD	N	262149-1	10/03/18	10/03/18	05/01/19	WEST POINTE BANK	\$246,600.00	2.330%	\$249,905.80	\$246,600.00
CD	N	262150-1	10/03/18	10/03/18	05/01/19	CORNERSTONE BANK - YORK NEBRASKA	\$246,600.00	2.332%	\$249,908.63	\$246,600.00
CD	N	262151-1	10/03/18	10/03/18	05/01/19	PRIME ALLIANCE BANK	\$246,600.00	2.330%	\$249,905.80	\$246,600.00
CD	N	255354-1	06/13/18	06/13/18	05/14/19	MAINSTREET BANK	\$244,900.00	2.235%	\$249,923.04	\$244,900.00
CD	N	255355-1	06/13/18	06/13/18	05/14/19	MISSION NATIONAL BANK	\$244,900.00	2.230%	\$249,912.40	\$244,900.00
CD	N	255356-1	06/13/18	06/13/18	05/14/19	UNITY BANK	\$244,900.00	2.238%	\$249,929.26	\$244,900.00
CD	N	255357-1	06/13/18	06/13/18	05/14/19	FIRST BANK OF OHIO	\$244,900.00	2.231%	\$249,913.53	\$244,900.00
CD	N	255358-1	06/13/18	06/13/18	05/14/19	FIRST CAPITAL BANK	\$244,900.00	2.230%	\$249,912.40	\$244,900.00
CD	N	255359-1	06/13/18	06/13/18	05/14/19	FRANKLIN SYNERGY BANK	\$244,900.00	2.230%	\$249,912.41	\$244,900.00
CD	N	255360-1	06/13/18	06/13/18	05/14/19	CIBC BANK USA / PRIVATE BANK - MI	\$244,900.00	2.230%	\$249,913.15	\$244,900.00
CD	N	255361-1	06/13/18	06/13/18	05/14/19	BEVERLY BANK & TRUST CO, NA-WINTRUST	\$244,900.00	2.230%	\$249,912.40	\$244,900.00
CD	N	255362-1	06/13/18	06/13/18	05/14/19	LAKE FOREST B&T CO. N.A. - WINTRUST	\$244,900.00	2.230%	\$249,912.40	\$244,900.00
CD	N	255363-1	06/13/18	06/13/18	05/14/19	WINTRUST BANK	\$244,900.00	2.230%	\$249,912.40	\$244,900.00
CD	N	255364-1	06/13/18	06/13/18	05/14/19	TOWN BANK - WINTRUST	\$244,900.00	2.230%	\$249,912.40	\$244,900.00
CD	N	255365-1	06/13/18	06/13/18	05/14/19	OLD PLANK TRAIL COMMUNITY BANK NA - WINTRUST	\$244,900.00	2.230%	\$249,912.40	\$244,900.00
CD	N	224342-1	05/19/16	05/19/16	05/20/19	BANK OF THE WEST	\$230,600.00	1.372%	\$240,101.71	\$230,600.00
CD	N	224343-1	05/19/16	05/19/16	05/20/19	ALLIANT CREDIT UNION	\$242,400.00	1.012%	\$249,773.10	\$242,400.00
CD	N	260570-1	09/05/18	09/05/18	09/05/19	CFG COMMUNITY BANK	\$244,100.00	2.393%	\$249,940.10	\$244,100.00
CD	N	260571-1	09/05/18	09/05/18	09/05/19	FIRST INTERNET BANK OF INDIANA	\$244,100.00	2.390%	\$249,933.04	\$244,100.00
SEC	15	29317-1	02/27/13	03/01/13	10/15/19	BALTIMORE MD REF-CONSOL PUBLIC IMPT-SER B (5.000%) 059189RF9	\$832,606.60	1.050%	\$665,000.00	\$675,241.00

Questions? Please call 630 657 6400

(10385-116) GENERAL FUND | Page 8 of 10



# CURRENT PORTFOLIO

Type	Code	Holding ID	Trade	Settle	Maturity	Description	Cost	Rate	Face/Par	Market Value
SEC	15	29321-1	02/27/13	03/04/13	02/15/20	LEWISTON ME REF-PUBLIC IMPT-SER A (4.000%) 52850CKJ3	\$494,478.60	1.320%	\$420,000.00	\$427,866.60
CD	N	260569-1	09/05/18	09/05/18	03/05/20	EAGLEBANK	\$240,800.00	2.525%	\$249,926.87	\$240,800.00
DTC	N	42826-1	09/05/18	09/12/18	03/12/20	UBS BANK USA (2.600%) 90348JDN7	\$249,000.00	2.600%	\$249,000.00	\$249,347.36
CD	C	260568-1	09/05/18	09/05/18	09/04/20	FIRST INTERNET BANK OF INDIANA	\$1,000,000.00	2.647%	\$1,053,235.54	\$1,000,000.00
DTC	N	42820-1	09/05/18	09/14/18	09/14/20	WELLS FARGO BANK NA (2.800%) 949763TU0	\$249,000.00	2.800%	\$249,000.00	\$250,149.38
DTC	N	42818-1	09/05/18	09/19/18	09/21/20	DISCOVER BANK (2.750%) 254673TS5	\$246,000.00	2.750%	\$246,000.00	\$246,979.08
Totals for Period:							\$18,773,620.97		\$18,699,165.17	\$18,552,119.19

Weighted Average Portfolio Yield: 2.267 %  
Weighted Average Portfolio Maturity: 157.52 Days

## Portfolio Summary:

Type	Allocation (%)	Allocation (\$)	Description
LIQ	0.02%	\$3,040.20	Liquid Class Activity
MAX	13.81%	\$2,562,237.28	MAX Class Activity
CD	34.36%	\$6,373,800.00	Certificate of Deposit
DTC	4.02%	\$746,475.82	Certificate of Deposit
SDA	41.85%	\$7,763,458.29	Savings Deposit Account
SEC	5.95%	\$1,103,107.60	Security (see applicable security code)

Note: Weighted Yield & Weighted Average Portfolio Maturity are calculated using "Market Value" and are only based on the fixed rate investments (excluding SDA investments).

\*Cost\* is comprised of the total amount you paid for the investment including any fees and commissions.

\*Rate\* is the Net Yield to Maturity.

\*Face/Par\* is the amount received at maturity.

\*Market Value\* reflects the market value as reported by an independent third-party pricing service. Certificates of Deposit and Commercial Paper and other assets for which market pricing is not readily available from a third-party pricing service are listed at "Cost".

## Deposit Codes:

6) Promontory-BOC  
C) Collateral  
N) Single FEIN

## Security Codes:

15) Municipal Bond



## ISDLAF+ Monthly Statement



### About Your Account and Statement

Securities and municipal advisory brokerage services (investments purchased with proceeds from a municipal securities issuance), and investments cleared through our clearing firm, Pershing LLC, are offered through PMA Securities, Inc., a broker-dealer and municipal advisor registered with the SEC and MSRB, and a member of FINRA and SIPC. All other products and brokerage services are generally provided by PMA Financial Network, Inc. Thus, certificates of deposit ("CD"), savings deposit accounts ("SDA") and commercial paper ("CP") may be executed through either PMA entity, as applicable, depending on whether the investment was purchased with proceeds derived from municipal securities. PMA Securities, Inc. and PMA Financial Network, Inc. are operated under common ownership and are affiliated with Prudent Men Advisors, Inc.

#### Fixed Rate Investment Activity

This section shows all of the fixed term investments purchased and sold, maturities, interest received, and activity. This will include all CD, SDA, CP, securities and money market funds purchased through PMA Financial Network, Inc. or PMA Securities, Inc. as applicable. It also shows the approximate market value of each security whose price is obtained from an independent source believed to be reliable. However, PMA cannot guarantee their accuracy. This data is provided for informational purposes only. Listed values should not be interpreted as an offer to buy or sell at a specific price. CD's and CP are listed at their original cost. Redemption of a CD prior to maturity may result in early withdrawal penalties. Market values are based on the last day of the month for which this report date range is ending. If the run date of this report is prior to the end of the current month, the market values are listed as equivalent to the cost values.

#### ISDLAF+ Activity

This section shows all of the activity in the Liquid and Max Class. The Average Rate represents the average net interest rate over the previous month which is then annualized. Income Summary represents the interest earned for the Month and Fiscal Year to Date.

Information regarding the ISDLAF+ investment objectives, risks, charges and expenses can be found in the ISDLAF+ Information statement, which can be obtained at [www.isdlafplus.com](http://www.isdlafplus.com) or by calling PMA at the phone number listed.

An investment in the Multi-Class Series or any Term Series is not a bank deposit and is not insured or guaranteed by the Federal Deposit Insurance Corporation or any other governmental or private agency. Although the Liquid Class and MAX Class of the Multi-Class Series each seeks to maintain a stable value of \$1.00 per share, it is possible to lose money by investing in the Multi-Class Series. It also is possible to lose money by investing in a Term Series, which may impose a substantial penalty for redemption prior to the full term of the Series.

#### Money Market Fund

The Rate shown for the money market fund represents the average net interest rate over the previous month which is then annualized. Information regarding the money market fund's investment objectives, risks, charges and expenses can be found in the money market fund's prospectus, which can be obtained by calling PMA at the phone numbers listed. The performance data featured represents past performance, which is no guarantee of future results. Investment returns will fluctuate. Current performance may be higher or lower than the performance data quoted. Please call PMA for the most recent performance figures.

The performance data featured represents past performance, which is no guarantee of future results. Investment returns will fluctuate. Current performance may be higher or lower than the performance data quoted. Please call PMA for the most recent performance figures.

#### Additional Disclosures

All funds, and/or securities are located and safe kept in an account under the client's name at their custodial bank. Any certificates of deposit listed are located in the client's name at the respective bank. Any money market fund shares are held directly with the money market fund. It is recommended that any oral communications be re-confirmed in writing to further protect your rights, including rights under the Securities Investor Protection Act.

#### Debt Securities

Some debt securities are subject to redemption prior to maturity. In the event of a partial or whole call of a security, the securities call will be automatically selected on a random basis as is customary in the securities industry. The probability that your securities will be selected is proportional to the amount of your holdings relative to the total holdings. Redemption prior to maturity could affect the yield represented. Additional information is available upon request.

A financial statement of PMA Securities, Inc. is available for inspection at its office or a copy will be mailed to you upon written request.

**PLEASE ADVISE PMA AND OUR CLEARING FIRM, PERSHING LLC, IMMEDIATELY OF ANY INACCURACY OR DISCREPANCY ON YOUR STATEMENT. FOR A CHANGE OF ADDRESS OR QUESTIONS REGARDING YOUR ACCOUNT, PLEASE NOTIFY YOUR PMA REPRESENTATIVE. ANY ORAL COMMUNICATIONS SHOULD BE RE-CONFIRMED IN WRITING.**

#### How to Contact PMA

Please call (630) 657-6400 or write to us at PMA, 2135 CityGate Lane, 7<sup>th</sup> Floor, Naperville, Illinois 60563.

#### How to Contact Pershing, LLC

Please call (201) 413-3330 or write to Pershing, LLC, One Pershing Plaza, Jersey City, New Jersey, 07399

In accordance with FINRA Rule 2267, PMA Securities, Inc. is providing the following information in the event you wish to contact FINRA. You may call (301) 590-6500 or write to FINRA at 1735 K Street NW, Washington, D.C. 20006-1500. In addition to the public disclosure number (800) 289-9999, FINRA provides an investor brochure which describes their Public Disclosure Program. Additional information is also available at [www.finra.org](http://www.finra.org).

**Questions?** Please call 630 657 6400

(10385-116) GENERAL FUND | Page 10 of 10