



MONTHLY INVESTMENT REPORT

# Collin County College

OCTOBER 31, 2023



MEEDER

PUBLIC FUNDS



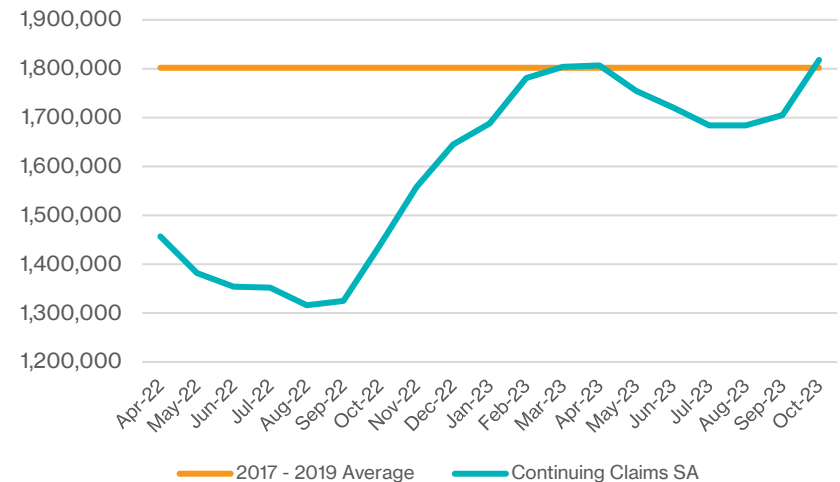
# Loosening Labor Market & Inflation Rate Trending Lower

In October, on the back of strong economic data and increased treasury supply, the treasury curve bear steepened, and yields reached cycle highs. The first look at third-quarter growth showed Gross Domestic Product (GDP) increased at an annualized pace of 4.9%, following a gain of 2.1% in the second quarter. The figure was the fastest pace of growth since the fourth quarter of 2021 and was led higher by strong consumer spending, specifically on spending for goods. The labor market remained strong, and inflation is still above the Federal Reserve's target, pushing market participants to price in higher interest rates for longer. Likewise, increasing budget deficits have led the Treasury to issue more debt than ever.

The September US Employment report was stronger than expected, showing that the US economy added 336,000 jobs during the month. Additionally, revisions to prior months added another 119,000 jobs. While the headline number was well above estimates, the report did still point to some continued labor market softening. Year-over-year wage increases continue to slow, now down to 4.2%, the lowest reading since June 2021. And even though the labor force continues to grow, average hours worked have stalled and are back to pre-pandemic levels. Jobless claims continue to grind higher as well. Altogether, one strong headline report is unlikely to sway the Federal Reserve as the evidence still points to a weakening labor market.

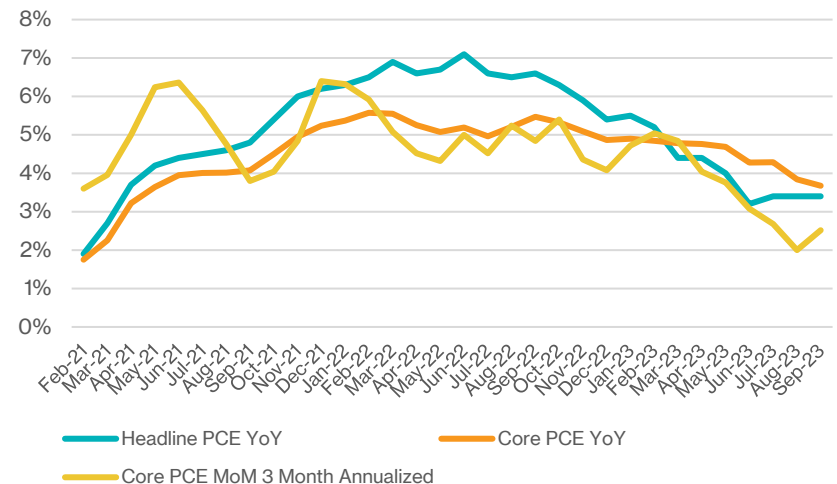
The core Personal Consumption Expenditures (PCE) Index, the Federal Reserve's preferred measure of price inflation, continues to moderate. Data from September showed that inflation slowed to an annual pace of 3.7%, the lowest level since June 2021. And while the month-over-month reading of 0.30% was the highest monthly reading since May, annualizing the last three months shows inflation today is closer to 2.5%. Services continue to be the largest driver of price increases, with services increasing 0.5% in the month and 4.7% over the last year.

### Jobless Claims Increasing



SOURCE: BLOOMBERG

### Inflation Trending Lower



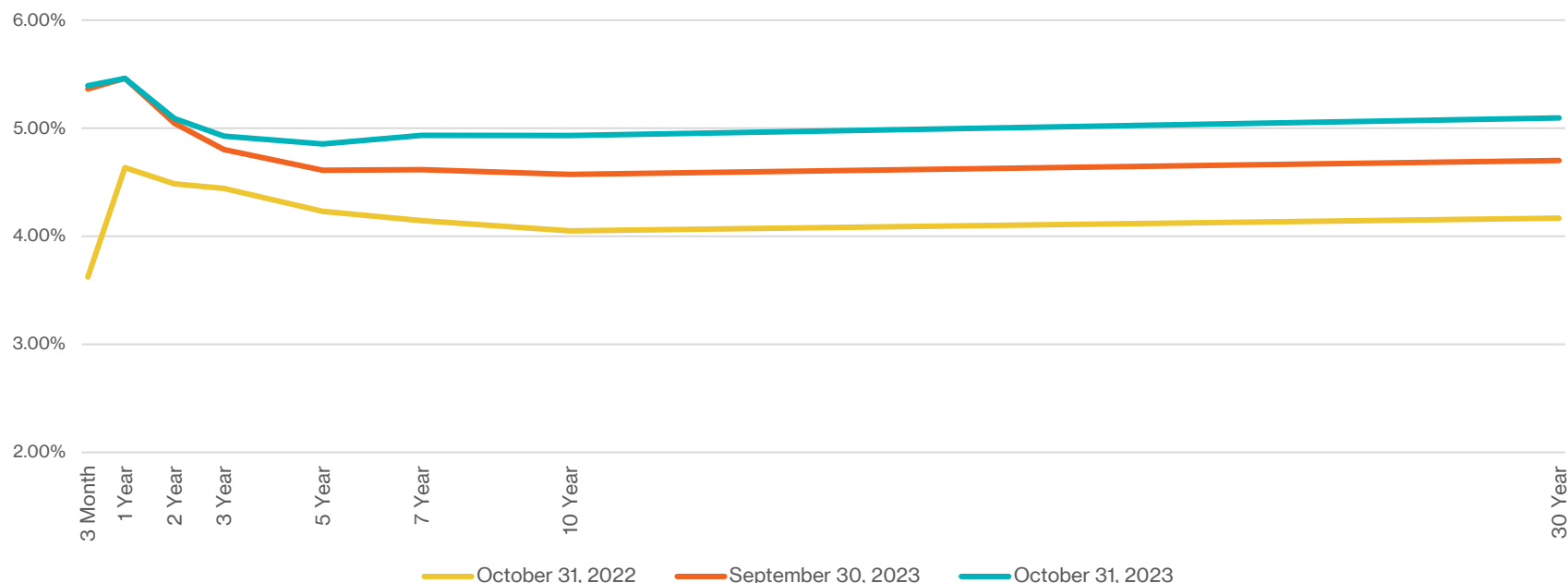
SOURCE: BLOOMBERG

# Rates Move Higher

We are nearing the end of the Federal Reserve's historic rate hiking cycle. Market pricing for rate hikes and cuts ended October in the same place they began, with no additional hikes priced in and approximately 0.75% of cuts in 2024. This steadiness in market expectations for monetary policy kept the 2-year treasury yield generally steady, increasing by 0.05% to 5.09%. However, a plethora of economic data that shows the economy is still expanding, combined with higher expectations for Treasury issuance, moved long-term rates higher. The 10-year treasury increased by 0.36% to 4.93%. Through October, the spread between the 2-year and 10-year treasury yield increased to -0.16%. This is the closest the curve has been since July 2022.

Credit product spreads remained contained in October. The steady dose of data showing the economy is still growing combined with lower corporate and municipal bond issuance continues to keep a lid on spreads. Spreads on agency bonds remained steady in October and continue to be near their long-term averages. We will continue to look to add value by picking up incremental yield on high-quality bonds. Rates are still at historic levels not seen since 2007, making this a very attractive time to buy duration and lock in yields.

## US Treasury Yield Curve



*Collin County Community College District*

Monthly Investment Report

October 1, 2023 – October 31, 2023

**Portfolio Summary Management Report**

**Portfolio as of 09/30/23:**

Beginning Book Value               \$ 370,538,627  
Beginning Market Value           \$ 367,463,367

**Portfolio as of 10/31/23:**

Ending Book Value                   \$ 396,279,884  
Ending Market Value               \$ 393,316,645

Unrealized Gain/Loss               \$ (2,963,239)

WAM at Beginning Period Date<sup>1</sup>       291 days

WAM at Ending Period Date<sup>1</sup>               253 days

*(Increase in market value is due to seasonal cash inflows)*

Change in Market Value<sup>2</sup>               \$ 25,853,278

**Average Yield to Maturity for period       4.670%**

**Average Yield 3 Month Treasury Bill for period   5.600%**

---

Melissa Irby, Chief Financial Officer  
Collin County Community College District

---

Julie Bradley, Associate V.P. - Controller  
Collin County Community College District

---

Barbara Johnston, Associate V.P.  
Collin County Community College District

---

1 WAM – weighted average maturity

2 “Change in Market Value” is required data, but will primarily reflect the receipt and expenditure of the District’s funds from month to month.  
*Meeder Public Funds* has assisted in the preparation of this consolidated investment report, with additional input provided by CCCCCD.

# Your Portfolio

As of October 31, 2023

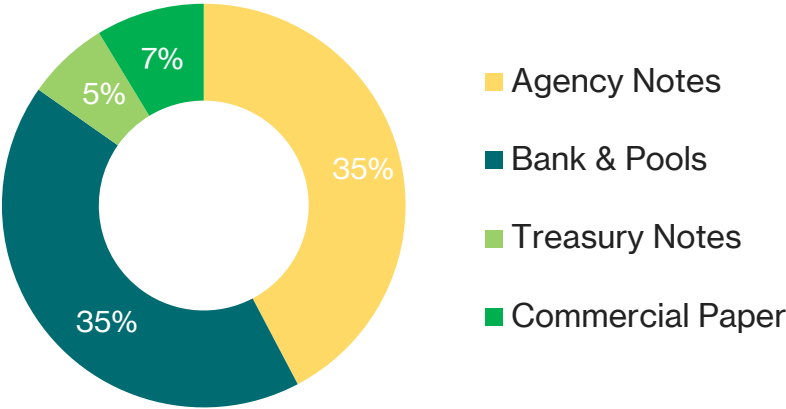


## Your Portfolio Statistics

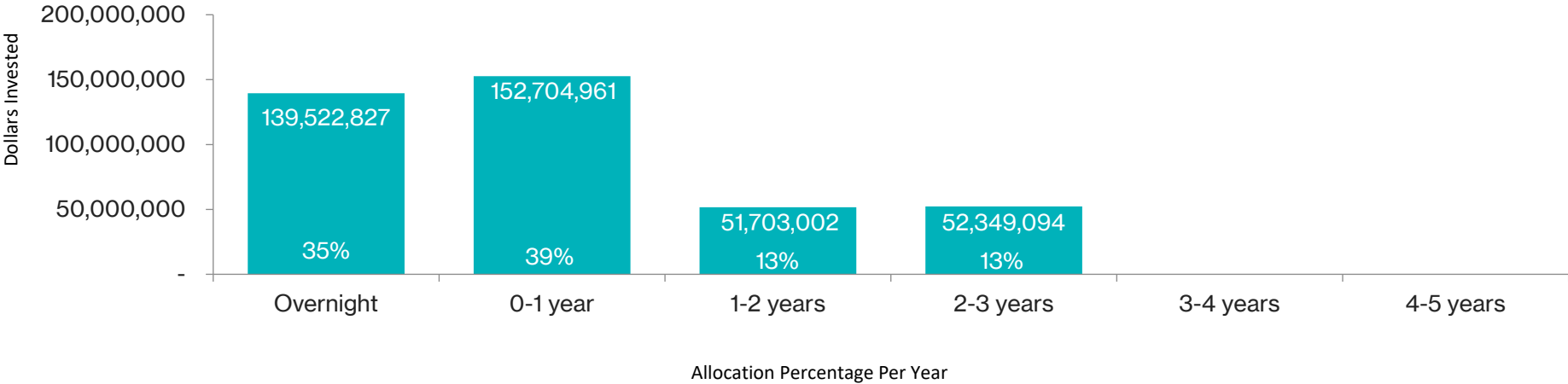
Weighted Average Maturity 0.69 years

Weighted Average Yield (All Funds) 4.67%

## Your Asset Allocation



## Your Maturity Distribution





**Collin Co Comm College Dist.**  
**Portfolio Management**  
**Portfolio Summary**  
**October 31, 2023**

Meeder Public Funds  
 901 S. MoPac  
 Suite 300  
 Austin, TX 78746  
 -

Investments	Par Value	Market Value	Book Value	% of Portfolio	Term	Days to Maturity	YTM 365 Equiv.
Commercial Paper Disc. -Amortizing	98,000,000.00	96,076,116.00	96,093,820.60	24.25	243	125	5.798
Federal Agency Coupon Securities	140,000,000.00	136,439,804.73	139,026,810.92	35.08	949	593	3.522
Treasury Coupon Securities	22,000,000.00	21,277,896.95	21,636,425.34	5.46	788	254	2.705
TexStar	41,867,526.65	41,867,526.65	41,867,526.65	10.57	1	1	5.323
Texpool	92,070,188.50	92,070,188.50	92,070,188.50	23.23	1	1	5.359
JPMorgan Chase	152,602.68	152,602.68	152,602.68	0.04	1	1	0.000
Texas Range	5,432,509.53	5,432,509.53	5,432,509.53	1.37	1	1	5.350
	<b>399,522,827.36</b>	<b>393,316,645.04</b>	<b>396,279,884.22</b>	<b>100.00%</b>	<b>435</b>	<b>253</b>	<b>4.670</b>

<b>Investments</b>							
<b>Cash and Accrued Interest</b>							
Accrued Interest at Purchase		163,802.08	163,802.08				
Subtotal		163,802.08	163,802.08				
<b>Total Cash and Investments</b>	<b>399,522,827.36</b>	<b>393,480,447.12</b>	<b>396,443,686.30</b>		<b>435</b>	<b>253</b>	<b>4.670</b>

Total Earnings	October 31	Month Ending	Fiscal Year To Date
Current Year		1,497,350.28	2,965,839.31



**M E E D E R**  
PUBLIC FUNDS

**Collin Co Comm College Dist.**  
**Summary by Type**  
**October 31, 2023**  
**Grouped by Fund**

Meeder Public Funds  
901 S. MoPac  
Suite 300  
Austin, TX 78746  
-

Security Type	Number of Investments	Par Value	Book Value	% of Portfolio	Average YTM 365	Average Days to Maturity
<b>Fund: Building</b>						
Federal Agency Coupon Securities	7	50,000,000.00	49,825,018.44	12.57	2.517	399
Commercial Paper Disc. -Amortizing	2	20,000,000.00	19,756,761.11	4.99	5.602	83
Treasury Coupon Securities	1	5,000,000.00	4,951,183.60	1.25	2.467	304
Texpool	1	13,818,662.76	13,818,662.76	3.49	5.359	1
TexStar	1	29,894,770.36	29,894,770.36	7.54	5.323	1
<b>Subtotal</b>	<b>12</b>	<b>118,713,433.12</b>	<b>118,246,396.27</b>	<b>29.84</b>	<b>4.072</b>	<b>195</b>
<b>Fund: 2020 Bond Series</b>						
Commercial Paper Disc. -Amortizing	3	20,000,000.00	19,338,152.78	4.88	5.976	212
Texpool	1	12,609,090.34	12,609,090.34	3.18	5.359	1
<b>Subtotal</b>	<b>4</b>	<b>32,609,090.34</b>	<b>31,947,243.12</b>	<b>8.06</b>	<b>5.733</b>	<b>129</b>
<b>Fund: Debt Service</b>						
Commercial Paper Disc. -Amortizing	1	8,000,000.00	7,836,395.56	1.98	5.852	131
Texas Range	1	0.00	0.00	0.00	0.000	0
Texpool	1	9,709,208.21	9,709,208.21	2.45	5.359	1
<b>Subtotal</b>	<b>3</b>	<b>17,709,208.21</b>	<b>17,545,603.77</b>	<b>4.43</b>	<b>5.579</b>	<b>59</b>
<b>Fund: Operating</b>						
Federal Agency Coupon Securities	8	70,000,000.00	69,184,859.21	17.46	4.028	703
JPMorgan Chase	1	152,602.68	152,602.68	0.04	0.000	1
Commercial Paper Disc. -Amortizing	3	25,000,000.00	24,572,261.12	6.20	5.803	110
Treasury Coupon Securities	3	17,000,000.00	16,685,241.74	4.21	2.776	239
Texas Range	1	5,432,509.53	5,432,509.53	1.37	5.350	1
Texpool	1	18,323,022.20	18,323,022.20	4.62	5.359	1
TexStar	1	11,972,756.29	11,972,756.29	3.02	5.323	1
<b>Subtotal</b>	<b>18</b>	<b>147,880,890.70</b>	<b>146,323,252.77</b>	<b>36.92</b>	<b>4.501</b>	<b>378</b>
<b>Fund: Stabilization</b>						
Commercial Paper Disc. -Amortizing	3	25,000,000.00	24,590,250.03	6.21	5.794	105

Collin Co Comm College Dist.

Summary by Type

October 31, 2023

Grouped by Fund

Security Type	Number of Investments	Par Value	Book Value	% of Portfolio	Average YTM 365	Average Days to Maturity
<b>Fund: Stabilization</b>						
Federal Agency Coupon Securities	3	20,000,000.00	20,016,933.27	5.05	4.277	694
Texpool	1	37,610,204.99	37,610,204.99	9.49	5.359	1
<b>Subtotal</b>	<b>7</b>	<b>82,610,204.99</b>	<b>82,217,388.29</b>	<b>20.75</b>	<b>5.226</b>	<b>201</b>
<b>Total and Average</b>	<b>44</b>	<b>399,522,827.36</b>	<b>396,279,884.22</b>	<b>100.00</b>	<b>4.670</b>	<b>253</b>





Collin Co Comm College Dist.  
Fund BLDG - Building  
Investments by Fund  
October 31, 2023

Meeder Public Funds  
901 S. MoPac  
Suite 300  
Austin, TX 78746  
-

CUSIP	Investment #	Issuer	Purchase Date	Book Value	Par Value	Market Value	Current Rate	YTM 360	YTM 365	Maturity Date	Days To Maturity
<b>Commercial Paper Disc. -Amortizing</b>											
40060WAA0	10209	GTA Funding CP	07/18/2023	9,891,694.44	10,000,000.00	9,891,980.00		5.725	5.805	01/10/2024	70
78009AB52	10205	Royal Bank of Canada CP	05/15/2023	9,865,066.67	10,000,000.00	9,852,540.00		5.323	5.397	02/05/2024	96
<b>Subtotal and Average</b>				<b>19,756,761.11</b>	<b>20,000,000.00</b>	<b>19,744,520.00</b>		<b>5.525</b>	<b>5.602</b>		<b>82</b>
<b>Federal Agency Coupon Securities</b>											
3133EN5Q9	10197	FFCB Note	01/11/2023	5,008,174.27	5,000,000.00	4,944,117.40	4.500	4.295	4.355	01/10/2025	436
3130ATUC9	10196	FHLB Note	01/10/2023	10,078,487.17	10,000,000.00	9,862,627.70	4.500	4.041	4.098	12/12/2025	772
3130ALJ70	10172	FHLB Call Note	03/12/2021	5,000,000.00	5,000,000.00	4,908,364.95	0.400	0.394	0.400	03/12/2024	132
3130AMT85	10175	FHLB Call Note	06/28/2021	10,000,000.00	10,000,000.00	9,666,668.80	0.400	0.394	0.400	06/28/2024	240
3130ANNS5	10176	FHLB Call Note	08/30/2021	5,000,000.00	5,000,000.00	4,796,213.25	0.500	0.493	0.500	08/28/2024	301
3130AQCM3	10178	FHLB Call Note	12/20/2021	5,000,000.00	5,000,000.00	4,751,408.35	1.000	0.986	1.000	12/20/2024	415
3130ARD24	10206	FHLB Call Note	05/24/2023	9,738,357.00	10,000,000.00	9,683,274.00	2.010	4.940	5.008	09/30/2024	334
<b>Subtotal and Average</b>				<b>49,825,018.44</b>	<b>50,000,000.00</b>	<b>48,612,674.45</b>		<b>2.482</b>	<b>2.517</b>		<b>398</b>
<b>Treasury Coupon Securities</b>											
912828YE4	10179	T Note	04/18/2022	4,951,183.60	5,000,000.00	4,828,710.95	1.250	2.432	2.466	08/31/2024	304
<b>Subtotal and Average</b>				<b>4,951,183.60</b>	<b>5,000,000.00</b>	<b>4,828,710.95</b>		<b>2.433</b>	<b>2.467</b>		<b>304</b>
<b>TexStar</b>											
2450	10007	TexStar	02/01/2016	29,894,770.36	29,894,770.36	29,894,770.36	5.323	5.250	5.323		1
<b>Subtotal and Average</b>				<b>29,894,770.36</b>	<b>29,894,770.36</b>	<b>29,894,770.36</b>		<b>5.250</b>	<b>5.323</b>		<b>1</b>
<b>Texpool</b>											
700001	10009	Texpool	02/01/2016	13,818,662.76	13,818,662.76	13,818,662.76	5.359	5.285	5.358		1
<b>Subtotal and Average</b>				<b>13,818,662.76</b>	<b>13,818,662.76</b>	<b>13,818,662.76</b>		<b>5.285</b>	<b>5.359</b>		<b>1</b>
<b>Total Investments and Average</b>				<b>118,246,396.27</b>	<b>118,713,433.12</b>	<b>116,899,338.52</b>		<b>4.016</b>	<b>4.072</b>		<b>194</b>

**Fund BOND20 - 2020 Bond Series**  
**Investments by Fund**  
**October 31, 2023**

Page 2

CUSIP	Investment #	Issuer	Purchase Date	Book Value	Par Value	Market Value	Current Rate	YTM 360	YTM 365	Maturity Date	Days To Maturity
<b>Commercial Paper Disc. -Amortizing</b>											
21687ADF7	10214	Cooperatieve Rabobank CP	09/25/2023	4,871,119.45	5,000,000.00	4,871,110.00		5.833	5.914	04/15/2024	166
22533TFJ0	10218	Credit Agricole CP	09/26/2023	4,820,472.22	5,000,000.00	4,819,260.00		5.909	5.991	06/18/2024	230
4497W0FE3	10217	ING Funding CP	09/26/2023	9,646,561.11	10,000,000.00	9,645,350.00		5.917	5.999	06/14/2024	226
<b>Subtotal and Average</b>				<b>19,338,152.78</b>	<b>20,000,000.00</b>	<b>19,335,720.00</b>		<b>5.894</b>	<b>5.976</b>		<b>211</b>
<b>Texpool</b>											
700006A	10164	Texpool	04/29/2020	12,609,090.34	12,609,090.34	12,609,090.34	5.359	5.285	5.358		1
<b>Subtotal and Average</b>				<b>12,609,090.34</b>	<b>12,609,090.34</b>	<b>12,609,090.34</b>		<b>5.285</b>	<b>5.359</b>		<b>1</b>
<b>Total Investments and Average</b>				<b>31,947,243.12</b>	<b>32,609,090.34</b>	<b>31,944,810.34</b>		<b>5.654</b>	<b>5.733</b>		<b>128</b>

**Fund DS - Debt Service  
Investments by Fund  
October 31, 2023**

Page 3

CUSIP	Investment #	Issuer	Purchase Date	Book Value	Par Value	Market Value	Current Rate	YTM 360	YTM 365	Maturity Date	Days To Maturity
<b>Commercial Paper Disc. -Amortizing</b>											
53948ACB5	10213	Lloyds Bank CP	09/25/2023	7,836,395.56	8,000,000.00	7,837,176.00		5.771	5.851	03/11/2024	131
<b>Subtotal and Average</b>				<b>7,836,395.56</b>	<b>8,000,000.00</b>	<b>7,837,176.00</b>		<b>5.771</b>	<b>5.852</b>		<b>131</b>
<b>Texpool</b>											
700004	10010	Texpool	02/01/2016	9,709,208.21	9,709,208.21	9,709,208.21	5.359	5.285	5.358		1
<b>Subtotal and Average</b>				<b>9,709,208.21</b>	<b>9,709,208.21</b>	<b>9,709,208.21</b>		<b>5.285</b>	<b>5.359</b>		<b>1</b>
<b>Texas Range</b>											
1291-01	10141	TexasDAILY	02/04/2019	0.00	0.00	0.00					1
<b>Subtotal and Average</b>				<b>0.00</b>	<b>0.00</b>	<b>0.00</b>		<b>0.000</b>	<b>0.000</b>		<b>0</b>
<b>Total Investments and Average</b>				<b>17,545,603.77</b>	<b>17,709,208.21</b>	<b>17,546,384.21</b>		<b>5.502</b>	<b>5.579</b>		<b>59</b>

**Fund OPER - Operating  
Investments by Fund  
October 31, 2023**

Page 4

CUSIP	Investment #	Issuer	Purchase Date	Book Value	Par Value	Market Value	Current Rate	YTM 360	YTM 365	Maturity Date	Days To Maturity
<b>Commercial Paper Disc. -Amortizing</b>											
78015CDJ8	10211	Royal Bank of Canada CP	07/18/2023	9,738,050.00	10,000,000.00	9,738,050.00		5.893	5.975	04/18/2024	169
87019SYQ1	10203	Swedbank CP	03/02/2023	9,966,905.56	10,000,000.00	9,964,870.00		5.454	5.529	11/24/2023	23
89233GDK9	10212	Toyota Motor Credit Corp CP	07/24/2023	4,867,305.56	5,000,000.00	4,869,920.00		5.935	6.017	04/19/2024	170
<b>Subtotal and Average</b>				<b>24,572,261.12</b>	<b>25,000,000.00</b>	<b>24,572,840.00</b>		<b>5.723</b>	<b>5.803</b>		<b>109</b>
<b>Federal Agency Coupon Securities</b>											
31422XMV1	10177	FRMAC Call Note	10/04/2021	5,000,000.00	5,000,000.00	4,772,249.95	0.500	0.493	0.500	10/04/2024	338
3133ENYX2	10193	FFCB Note	07/25/2022	4,999,917.16	5,000,000.00	4,933,415.15	3.250	3.207	3.251	06/17/2024	229
3133ENZ94	10199	FFCB Note	01/19/2023	10,017,740.97	10,000,000.00	9,895,791.70	4.500	4.259	4.318	11/18/2024	383
3133EN7J3	10201	FFCB Note	02/02/2023	7,479,387.08	7,500,000.00	7,299,914.33	3.875	3.950	4.005	02/02/2026	824
3130AWTQ3	10216	FHLB Note	09/25/2023	24,767,592.24	25,000,000.00	24,763,493.50	4.625	4.905	4.973	09/11/2026	1,045
3134GXZT4	10183	FHLMC Call Note	07/14/2022	5,000,000.00	5,000,000.00	4,882,544.10	4.000	3.945	4.000	07/14/2025	621
3135G03U5	10194	FNMA Note	08/05/2022	4,822,791.55	5,000,000.00	4,675,029.05	0.625	3.107	3.150	04/22/2025	538
3135G04Z3	10200	FNMA Note	01/23/2023	7,097,430.21	7,500,000.00	6,955,504.20	0.500	3.935	3.990	06/17/2025	594
<b>Subtotal and Average</b>				<b>69,184,859.21</b>	<b>70,000,000.00</b>	<b>68,177,941.98</b>		<b>3.973</b>	<b>4.028</b>		<b>702</b>
<b>Treasury Coupon Securities</b>											
91282CAW1	10180	T Note	05/16/2022	5,995,120.04	6,000,000.00	5,988,365.70	0.250	2.394	2.428	11/15/2023	14
91282CCC3	10181	T Note	05/16/2022	5,926,562.93	6,000,000.00	5,834,062.50	0.250	2.571	2.607	05/15/2024	196
912828ZT0	10182	T Note	06/15/2022	4,763,558.77	5,000,000.00	4,626,757.80	0.250	3.376	3.423	05/31/2025	577
<b>Subtotal and Average</b>				<b>16,685,241.74</b>	<b>17,000,000.00</b>	<b>16,449,186.00</b>		<b>2.738</b>	<b>2.776</b>		<b>239</b>
<b>TexStar</b>											
5450	10008	TexStar	02/01/2016	11,972,756.29	11,972,756.29	11,972,756.29	5.323	5.250	5.323		1
<b>Subtotal and Average</b>				<b>11,972,756.29</b>	<b>11,972,756.29</b>	<b>11,972,756.29</b>		<b>5.250</b>	<b>5.323</b>		<b>1</b>
<b>Texpool</b>											
700003	10011	Texpool	02/01/2016	18,323,022.20	18,323,022.20	18,323,022.20	5.359	5.285	5.358		1
<b>Subtotal and Average</b>				<b>18,323,022.20</b>	<b>18,323,022.20</b>	<b>18,323,022.20</b>		<b>5.285</b>	<b>5.359</b>		<b>1</b>
<b>JPMorgan Chase</b>											
7828	10012	JPMorgan Chase Commercial Chkg	02/01/2016	152,602.68	152,602.68	152,602.68					1
<b>Subtotal and Average</b>				<b>152,602.68</b>	<b>152,602.68</b>	<b>152,602.68</b>		<b>0.000</b>	<b>0.000</b>		<b>1</b>
<b>Texas Range</b>											

**Fund OPER - Operating  
Investments by Fund  
October 31, 2023**

Page 5

CUSIP	Investment #	Issuer	Purchase Date	Book Value	Par Value	Market Value	Current Rate	YTM 360	YTM 365	Maturity Days To Date Maturity
<b>Texas Range</b>										
1291-00	10142	TexasDAILY	02/06/2019	5,432,509.53	5,432,509.53	5,432,509.53	5.350	5.276	5.350	1
<b>Subtotal and Average</b>				<b>5,432,509.53</b>	<b>5,432,509.53</b>	<b>5,432,509.53</b>		<b>5.277</b>	<b>5.350</b>	<b>1</b>
<b>Total Investments and Average</b>				<b>146,323,252.77</b>	<b>147,880,890.70</b>	<b>145,080,858.68</b>		<b>4.439</b>	<b>4.501</b>	<b>378</b>

**Fund STABL - Stabilization**  
**Investments by Fund**  
**October 31, 2023**

Page 6

CUSIP	Investment #	Issuer	Purchase Date	Book Value	Par Value	Market Value	Current Rate	YTM 360	YTM 365	Maturity Date	Days To Maturity
<b>Commercial Paper Disc. -Amortizing</b>											
21687ADF7	10215	Cooperatieve Rabobank CP	09/25/2023	4,871,119.45	5,000,000.00	4,871,110.00	5.590	5.833	5.914	04/15/2024	166
62479MYQ0	10204	MUFG Bank CP	03/02/2023	9,966,905.56	10,000,000.00	9,964,580.00		5.454	5.529	11/24/2023	23
62479LD85	10210	MUFG Bank CP	07/18/2023	9,752,225.02	10,000,000.00	9,750,170.00		5.922	6.005	04/08/2024	159
<b>Subtotal and Average</b>				<b>24,590,250.03</b>	<b>25,000,000.00</b>	<b>24,585,860.00</b>		<b>5.715</b>	<b>5.794</b>		<b>105</b>
<b>Federal Agency Coupon Securities</b>											
3133EN6A3	10198	FFCB Note	01/17/2023	10,023,627.51	10,000,000.00	9,757,624.00	4.000	3.831	3.885	01/13/2026	804
3130AWER7	10207	FHLB Note	06/12/2023	1,998,653.10	2,000,000.00	1,978,312.86	4.625	4.606	4.670	06/06/2025	583
3130AWER7	10208	FHLB Note	06/12/2023	7,994,652.66	8,000,000.00	7,913,251.44	4.625	4.605	4.669	06/06/2025	583
<b>Subtotal and Average</b>				<b>20,016,933.27</b>	<b>20,000,000.00</b>	<b>19,649,188.30</b>		<b>4.218</b>	<b>4.277</b>		<b>693</b>
<b>Texpool</b>											
700005	10050	Texpool	01/24/2018	37,610,204.99	37,610,204.99	37,610,204.99	5.359	5.285	5.358		1
<b>Subtotal and Average</b>				<b>37,610,204.99</b>	<b>37,610,204.99</b>	<b>37,610,204.99</b>		<b>5.285</b>	<b>5.359</b>		<b>1</b>
<b>Total Investments and Average</b>				<b>82,217,388.29</b>	<b>82,610,204.99</b>	<b>81,845,253.29</b>		<b>5.154</b>	<b>5.226</b>		<b>200</b>



**Collin Co Comm College Dist.**  
**Cash Reconciliation Report**  
**For the Period October 1, 2023 - October 31, 2023**

Meeder Public Funds  
901 S. MoPac  
Suite 300  
Austin, TX 78746  
-

Trans. Date	Investment #	Fund	Trans. Type	Security ID	Par Value	Security Description	Maturity Date	Purchases	Interest	Redemptions	Cash
10/04/2023	10177	OPER	Interest	31422XMV1	5,000,000.00	FAMCAC 5.0M 0.50% Mat.	10/04/2024	0.00	12,500.00	0.00	12,500.00
10/22/2023	10194	OPER	Interest	3135G03U5	5,000,000.00	FNMA 5.0M 0.63% Mat. 04/22/2025	04/22/2025	0.00	15,625.00	0.00	15,625.00
10/27/2023	10202	BLDG	Maturity	22533UXT5	5,000,000.00	CREDAG 5.0M 0.00% Mat.	10/27/2023	0.00	0.00	5,000,000.00	5,000,000.00
Subtotal								0.00	28,125.00	5,000,000.00	5,028,125.00
Total								0.00	28,125.00	5,000,000.00	5,028,125.00



**Collin Co Comm College Dist.**  
**Maturity Report**  
**Sorted by Maturity Date**  
**Amounts due during October 1, 2023 - October 31, 2023**

Meeder Public Funds  
901 S. MoPac  
Suite 300  
Austin, TX 78746  
-

CUSIP	Investment #	Fund	Sec. Type	Issuer	Par Value	Maturity Date	Purchase Date	Rate at Maturity	Book Value at Maturity	Interest	Maturity Proceeds	Net Income
22533UXT5	10202	BLDG	ACP	CREDAG	5,000,000.00	10/27/2023	03/02/2023		5,000,000.00	0.00	5,000,000.00	0.00
Total Maturities					5,000,000.00				5,000,000.00	0.00	5,000,000.00	0.00





**Collin Co Comm College Dist.**  
**Interest Earnings**  
**Sorted by Fund - Fund**  
**October 1, 2023 - October 31, 2023**  
**Yield on Beginning Book Value**

Meeder Public Funds  
901 S. MoPac  
Suite 300  
Austin, TX 78746  
-

										Adjusted Interest Earnings		
CUSIP	Investment #	Fund	Security Type	Ending Par Value	Beginning Book Value	Ending Book Value	Maturity Date	Current Rate	Annualized Yield	Interest Earned	Amortization/ Accretion	Adjusted Interest Earnings
<b>Fund: Building</b>												
3133EN5Q9	10197	BLDG	FAC	5,000,000.00	5,008,745.90	5,008,174.27	01/10/2025	4.500	4.273	18,750.00	-571.63	18,178.37
3130ATUC9	10196	BLDG	FAC	10,000,000.00	10,081,581.27	10,078,487.17	12/12/2025	4.500	4.018	37,500.00	-3,094.10	34,405.90
912828YE4	10179	BLDG	TRC	5,000,000.00	4,946,205.61	4,951,183.60	08/31/2024	1.250	2.452	5,322.80	4,977.99	10,300.79
2450	10007	BLDG	RRP	29,894,770.36	29,760,243.83	29,894,770.36		5.323	5.322	134,526.53	0.00	134,526.53
700001	10009	BLDG	RR2	13,818,662.76	5,740,342.15	13,818,662.76		5.359	6.293	30,678.77	0.00	30,678.77
3130ALJ70	10172	BLDG	FAC	5,000,000.00	5,000,000.00	5,000,000.00	03/12/2024	0.400	0.392	1,666.66	0.00	1,666.66
3130ANNS5	10176	BLDG	FAC	5,000,000.00	5,000,000.00	5,000,000.00	08/28/2024	0.500	0.491	2,083.33	0.00	2,083.33
3130AQCM3	10178	BLDG	FAC	5,000,000.00	5,000,000.00	5,000,000.00	12/20/2024	1.000	0.981	4,166.66	0.00	4,166.66
3130AMT85	10175	BLDG	FAC	10,000,000.00	10,000,000.00	10,000,000.00	06/28/2024	0.400	0.392	3,333.34	0.00	3,333.34
3130ARD24	10206	BLDG	FAC	10,000,000.00	9,714,498.97	9,738,357.00	09/30/2024	2.010	4.922	16,750.00	23,858.03	40,608.03
22533UXT5	10202	BLDG	ACP	0.00	4,981,511.11	0.00	10/27/2023		5.210	0.00	18,488.89	18,488.89
78009AB52	10205	BLDG	ACP	10,000,000.00	9,821,494.44	9,865,066.67	02/05/2024		5.224	0.00	43,572.23	43,572.23
40060WAA0	10209	BLDG	ACP	10,000,000.00	9,843,730.56	9,891,694.44	01/10/2024		5.737	0.00	47,963.88	47,963.88
<b>Subtotal</b>				<b>118,713,433.12</b>	<b>114,898,353.84</b>	<b>118,246,396.27</b>			<b>4.024</b>	<b>254,778.09</b>	<b>135,195.29</b>	<b>389,973.38</b>
<b>Fund: 2020 Bond Series</b>												
700006A	10164	BOND20	RR2	12,609,090.34	12,725,085.91	12,609,090.34		5.359	5.333	57,634.43	0.00	57,634.43
22533TFJ0	10218	BOND20	ACP	5,000,000.00	4,796,275.00	4,820,472.22	06/18/2024		5.940	0.00	24,197.22	24,197.22
21687ADF7	10214	BOND20	ACP	5,000,000.00	4,847,051.39	4,871,119.45	04/15/2024		5.846	0.00	24,068.06	24,068.06
4497W0FE3	10217	BOND20	ACP	10,000,000.00	9,598,080.55	9,646,561.11	06/14/2024		5.947	0.00	48,480.56	48,480.56
<b>Subtotal</b>				<b>32,609,090.34</b>	<b>31,966,492.85</b>	<b>31,947,243.12</b>			<b>5.686</b>	<b>57,634.43</b>	<b>96,745.84</b>	<b>154,380.27</b>
<b>Fund: Debt Service</b>												
700004	10010	DS	RR2	9,709,208.21	7,269,463.88	9,709,208.21		5.359	6.271	38,715.15	0.00	38,715.15
53948ACB5	10213	DS	ACP	8,000,000.00	7,797,680.00	7,836,395.56	03/11/2024		5.846	0.00	38,715.56	38,715.56
<b>Subtotal</b>				<b>17,709,208.21</b>	<b>15,067,143.88</b>	<b>17,545,603.77</b>			<b>6.051</b>	<b>38,715.15</b>	<b>38,715.56</b>	<b>77,430.71</b>
<b>Fund: Operating</b>												
3135G04Z3	10200	OPER	FAC	7,500,000.00	7,076,820.83	7,097,430.21	06/17/2025	0.500	3.949	3,125.00	20,609.38	23,734.38
3135G03U5	10194	OPER	FAC	5,000,000.00	4,812,779.77	4,822,791.55	04/22/2025	0.625	3.086	2,604.17	10,011.78	12,615.95
3133ENZ94	10199	OPER	FAC	10,000,000.00	10,019,152.72	10,017,740.97	11/18/2024	4.500	4.241	37,500.00	-1,411.75	36,088.25

**Collin Co Comm College Dist.**  
**Interest Earnings**  
**October 1, 2023 - October 31, 2023**

										Adjusted Interest Earnings		
CUSIP	Investment #	Fund	Security Type	Ending Par Value	Beginning Book Value	Ending Book Value	Maturity Date	Current Rate	Annualized Yield	Interest Earned	Amortization/ Accretion	Adjusted Interest Earnings
Fund: Operating												
3133EN7J3	10201	OPER	FAC	7,500,000.00	7,478,624.58	7,479,387.08	02/02/2026	3.875	3.933	24,218.75	762.50	24,981.25
3133ENYX2	10193	OPER	FAC	5,000,000.00	4,999,906.16	4,999,917.16	06/17/2024	3.250	3.191	13,541.67	11.00	13,552.67
3130AWTQ3	10216	OPER	FAC	25,000,000.00	24,760,823.08	24,767,592.24	09/11/2026	4.625	4.904	96,354.16	6,769.16	103,123.32
91282CAW1	10180	OPER	TRC	6,000,000.00	5,984,314.41	5,995,120.04	11/15/2023	0.250	2.375	1,263.59	10,805.63	12,069.22
912828ZT0	10182	OPER	TRC	5,000,000.00	4,750,855.69	4,763,558.77	05/31/2025	0.250	3.411	1,058.74	12,703.08	13,761.82
91282CCC3	10181	OPER	TRC	6,000,000.00	5,914,947.88	5,926,562.93	05/15/2024	0.250	2.564	1,263.59	11,615.05	12,878.64
5450	10008	OPER	RRP	11,972,756.29	11,918,878.85	11,972,756.29		5.323	5.322	53,877.44	0.00	53,877.44
700003	10011	OPER	RR2	18,323,022.20	23,999,608.11	18,323,022.20		5.359	7.859	160,188.97	0.00	160,188.97
7828	10012	OPER	RR3	152,602.68	123,334.37	152,602.68				0.00	0.00	0.00
3134GXZT4	10183	OPER	FAC	5,000,000.00	5,000,000.00	5,000,000.00	07/14/2025	4.000	3.925	16,666.66	0.00	16,666.66
31422XMV1	10177	OPER	FAC	5,000,000.00	5,000,000.00	5,000,000.00	10/04/2024	0.500	0.491	2,083.33	0.00	2,083.33
1291-00	10142	OPER	RR5	5,432,509.53	5,407,924.39	5,432,509.53		5.350	5.353	24,585.14	0.00	24,585.14
78015CDJ8	10211	OPER	ACP	10,000,000.00	9,690,000.00	9,738,050.00	04/18/2024		5.838	0.00	48,050.00	48,050.00
87019SYQ1	10203	OPER	ACP	10,000,000.00	9,922,300.00	9,966,905.56	11/24/2023		5.293	0.00	44,605.56	44,605.56
89233GDK9	10212	OPER	ACP	5,000,000.00	4,843,108.33	4,867,305.56	04/19/2024		5.883	0.00	24,197.23	24,197.23
Subtotal				147,880,890.70	151,703,379.17	146,323,252.77			4.867	438,331.21	188,728.62	627,059.83
Fund: Stabilization												
3133EN6A3	10198	STABL	FAC	10,000,000.00	10,024,522.49	10,023,627.51	01/13/2026	4.000	3.810	33,333.33	-894.98	32,438.35
3130AWER7	10208	STABL	FAC	8,000,000.00	7,994,373.67	7,994,652.66	06/06/2025	4.625	4.582	30,833.33	278.99	31,112.32
3130AWER7	10207	STABL	FAC	2,000,000.00	1,998,582.83	1,998,653.10	06/06/2025	4.625	4.583	7,708.34	70.27	7,778.61
700005	10050	STABL	RR2	37,610,204.99	12,412,510.13	37,610,204.99		5.359	5.710	60,194.86	0.00	60,194.86
62479LD85	10210	STABL	ACP	10,000,000.00	9,703,916.69	9,752,225.02	04/08/2024		5.861	0.00	48,308.33	48,308.33
62479MYQ0	10204	STABL	ACP	10,000,000.00	9,922,300.00	9,966,905.56	11/24/2023		5.293	0.00	44,605.56	44,605.56
21687ADF7	10215	STABL	ACP	5,000,000.00	4,847,051.39	4,871,119.45	04/15/2024	5.590	5.846	0.00	24,068.06	24,068.06
Subtotal				82,610,204.99	56,903,257.20	82,217,388.29			5.142	132,069.86	116,436.23	248,506.09
Total				399,522,827.36	370,538,626.94	396,279,884.22			4.768	921,528.74	575,821.54	1,497,350.28



**Collin Co Comm College Dist.**  
**Amortization Schedule**  
**October 1, 2023 - October 31, 2023**  
**Sorted By Fund - Fund**

Meeder Public Funds  
901 S. MoPac  
Suite 300  
Austin, TX 78746  
-

Investment #		Maturity Date	Beginning Par Value				Amounts Amortized			
Issuer	Fund	Amort. Date	Current Rate	Purchase Principal	Original Premium or Discount	Ending Book Value	And Unamortized As of 10/01/2023	Amount Amortized This Period	Amt Amortized Through 10/31/2023	Amount Unamortized Through 10/31/2023
<b>Building</b>										
10202 Credit Agricole CP	BLDG	10/27/2023	5,000,000.00	4,830,044.44	-169,955.56	0.00	151,466.67 -18,488.89	18,488.89	169,955.56	0.00
10197 FFCB Note	BLDG	01/10/2025	5,000,000.00 4.500	5,013,700.00	13,700.00	5,008,174.27	-4,954.10 8,745.90	-571.63	-5,525.73	8,174.27
10196 FHLB Note	BLDG	12/12/2025	10,000,000.00 4.500	10,108,500.00	108,500.00	10,078,487.17	-26,918.73 81,581.27	-3,094.10	-30,012.83	78,487.17
10206 FHLB Call Note	BLDG	09/30/2024	10,000,000.00 2.010	9,613,500.00	-386,500.00	9,738,357.00	100,998.97 -285,501.03	23,858.03	124,857.00	-261,643.00
10209 GTA Funding CP	BLDG	01/10/2024	10,000,000.00	9,727,688.89	-272,311.11	9,891,694.44	116,041.67 -156,269.44	47,963.88	164,005.55	-108,305.56
10205 Royal Bank of Canada CP	BLDG	02/05/2024	10,000,000.00	9,626,122.22	-373,877.78	9,865,066.67	195,372.22 -178,505.56	43,572.23	238,944.45	-134,933.33
10179 T Note	BLDG	08/31/2024	5,000,000.00 1.250	4,860,937.50	-139,062.50	4,951,183.60	85,268.11 -53,794.39	4,977.99	90,246.10	-48,816.40
<b>Subtotal</b>				<b>53,780,493.05</b>	<b>-1,219,506.95</b>	<b>49,532,963.15</b>	<b>617,274.81 -602,232.14</b>	<b>135,195.29</b>	<b>752,470.10</b>	<b>-467,036.85</b>
<b>2020 Bond Series</b>										
10214 Cooperatieve Rabobank CP	BOND20	04/15/2024	5,000,000.00	4,842,393.06	-157,606.94	4,871,119.45	4,658.33 -152,948.61	24,068.06	28,726.39	-128,880.55
10218 Credit Agricole CP	BOND20	06/18/2024	5,000,000.00	4,792,372.22	-207,627.78	4,820,472.22	3,902.78 -203,725.00	24,197.22	28,100.00	-179,527.78
10217 ING Funding CP	BOND20	06/14/2024	10,000,000.00	9,590,261.11	-409,738.89	9,646,561.11	7,819.44 -401,919.45	48,480.56	56,300.00	-353,438.89
<b>Subtotal</b>				<b>19,225,026.39</b>	<b>-774,973.61</b>	<b>19,338,152.78</b>	<b>16,380.55 -758,593.06</b>	<b>96,745.84</b>	<b>113,126.39</b>	<b>-661,847.22</b>
<b>Debt Service</b>										
10213 Lloyds Bank CP	DS	03/11/2024	8,000,000.00	7,790,186.67	-209,813.33	7,836,395.56	7,493.33 -202,320.00	38,715.56	46,208.89	-163,604.44
<b>Subtotal</b>				<b>7,790,186.67</b>	<b>-209,813.33</b>	<b>7,836,395.56</b>	<b>7,493.33 -202,320.00</b>	<b>38,715.56</b>	<b>46,208.89</b>	<b>-163,604.44</b>
<b>Operating</b>										
10193 FFCB Note	OPER	06/17/2024	5,000,000.00 3.250	4,999,750.00	-250.00	4,999,917.16	156.16 -93.84	11.00	167.16	-82.84

**Collin Co Comm College Dist.**  
**Amortization Schedule**  
**October 1, 2023 - October 31, 2023**

Investment #		Maturity Date	Beginning Par Value				Amounts Amortized			
Issuer	Fund	Amort. Date	Current Rate	Purchase Principal	Original Premium or Discount	Ending Book Value	And Unamortized As of 10/01/2023	Amount Amortized This Period	Amt Amortized Through 10/31/2023	Amount Unamortized Through 10/31/2023
<b>Operating</b>										
10199 FFCB Note	OPER	11/18/2024	10,000,000.00 4.500	10,031,011.40	31,011.40	10,017,740.97	-11,858.68 19,152.72	-1,411.75	-13,270.43	17,740.97
10201 FFCB Note	OPER	02/02/2026	7,500,000.00 3.875	7,472,550.00	-27,450.00	7,479,387.08	6,074.58 -21,375.42	762.50	6,837.08	-20,612.92
10216 FHLB Note	OPER	09/11/2026	25,000,000.00 4.625	24,759,469.25	-240,530.75	24,767,592.24	1,353.83 -239,176.92	6,769.16	8,122.99	-232,407.76
10194 FNMA Note	OPER	04/22/2025	5,000,000.00 0.625	4,673,949.80	-326,050.20	4,822,791.55	138,829.97 -187,220.23	10,011.78	148,841.75	-177,208.45
10200 FNMA Note	OPER	06/17/2025	7,500,000.00 0.500	6,906,450.00	-593,550.00	7,097,430.21	170,370.83 -423,179.17	20,609.38	190,980.21	-402,569.79
10211 Royal Bank of Canada CP	OPER	04/18/2024	10,000,000.00	9,573,750.00	-426,250.00	9,738,050.00	116,250.00 -310,000.00	48,050.00	164,300.00	-261,950.00
10203 Swedbank CP	OPER	11/24/2023	10,000,000.00	9,615,816.67	-384,183.33	9,966,905.56	306,483.33 -77,700.00	44,605.56	351,088.89	-33,094.44
10180 T Note	OPER	11/15/2023	6,000,000.00 0.250	5,808,984.38	-191,015.62	5,995,120.04	175,330.03 -15,685.59	10,805.63	186,135.66	-4,879.96
10181 T Note	OPER	05/15/2024	6,000,000.00 0.250	5,726,484.38	-273,515.62	5,926,562.93	188,463.50 -85,052.12	11,615.05	200,078.55	-73,437.07
10182 T Note	OPER	05/31/2025	5,000,000.00 0.250	4,557,031.25	-442,968.75	4,763,558.77	193,824.44 -249,144.31	12,703.08	206,527.52	-236,441.23
10212 Toyota Motor Credit Corp CP	OPER	04/19/2024	5,000,000.00	4,789,250.00	-210,750.00	4,867,305.56	53,858.33 -156,891.67	24,197.23	78,055.56	-132,694.44
<b>Subtotal</b>				<b>98,914,497.13</b>	<b>-3,085,502.87</b>	<b>100,442,362.07</b>	<b>1,339,136.32 -1,746,366.55</b>	<b>188,728.62</b>	<b>1,527,864.94</b>	<b>-1,557,637.93</b>
<b>Stabilization</b>										
10215 Cooperatieve Rabobank CP	STABL	04/15/2024	5,000,000.00 5.590	4,842,393.06	-157,606.94	4,871,119.45	4,658.33 -152,948.61	24,068.06	28,726.39	-128,880.55
10198 FFCB Note	STABL	01/13/2026	10,000,000.00 4.000	10,032,100.00	32,100.00	10,023,627.51	-7,577.51 24,522.49	-894.98	-8,472.49	23,627.51
10207 FHLB Note	STABL	06/06/2025	2,000,000.00 4.625	1,998,327.50	-1,672.50	1,998,653.10	255.33 -1,417.17	70.27	325.60	-1,346.90
10208 FHLB Note	STABL	06/06/2025	8,000,000.00 4.625	7,993,360.00	-6,640.00	7,994,652.66	1,013.67 -5,626.33	278.99	1,292.66	-5,347.34
10204 MUFG Bank CP	STABL	11/24/2023	10,000,000.00	9,615,816.67	-384,183.33	9,966,905.56	306,483.33 -77,700.00	44,605.56	351,088.89	-33,094.44
10210 MUFG Bank CP	STABL	04/08/2024	10,000,000.00	9,587,041.70	-412,958.30	9,752,225.02	116,874.99 -296,083.31	48,308.33	165,183.32	-247,774.98
<b>Subtotal</b>				<b>44,069,038.93</b>	<b>-930,961.07</b>	<b>44,607,183.30</b>	<b>421,708.14 -509,252.93</b>	<b>116,436.23</b>	<b>538,144.37</b>	<b>-392,816.70</b>

Collin Co Comm College Dist.  
Amortization Schedule  
October 1, 2023 - October 31, 2023

Investment #		Maturity Date	Beginning Par Value				Amounts Amortized			
Issuer	Fund	Amort. Date	Current Rate	Purchase Principal	Original Premium or Discount	Ending Book Value	And Unamortized As of 10/01/2023	Amount Amortized This Period	Amt Amortized Through 10/31/2023	Amount Unamortized Through 10/31/2023
			Total	223,779,242.17	-6,220,757.83	221,757,056.86	2,401,993.15 -3,818,764.68	575,821.54	2,977,814.69	-3,242,943.14



**Collin Co Comm College Dist.**  
**Projected Cashflow Report**  
**Sorted by Monthly**  
**For the Period November 1, 2023 - May 31, 2024**

Meeder Public Funds  
901 S. MoPac  
Suite 300  
Austin, TX 78746  
-

Projected Trans. Date	Investment #	Fund	Security ID	Transaction Type	Issuer	Par Value	Original Cost	Principal	Interest	Total
<b>November 2023</b>										
11/12/2023	10172	BLDG	3130ALJ70	Call	FHLB Call Note	5,000,000.00	5,000,000.00	5,000,000.00	0.00	5,000,000.00
11/15/2023	10180	OPER	91282CAW1	Maturity	T Note	6,000,000.00	5,808,984.38	6,000,000.00	7,500.00	6,007,500.00
11/15/2023	10181	OPER	91282CCC3	Interest	T Note	0.00	0.00	0.00	7,500.00	7,500.00
11/18/2023	10199	OPER	3133ENZ94	Interest	FFCB Note	0.00	0.00	0.00	225,000.00	225,000.00
11/24/2023	10203	OPER	87019SYQ1	Maturity	Swedbank CP	10,000,000.00	9,615,816.67	10,000,000.00	0.00	10,000,000.00
11/24/2023	10204	STABL	62479MYQ0	Maturity	MUFG Bank CP	10,000,000.00	9,615,816.67	10,000,000.00	0.00	10,000,000.00
11/28/2023	10176	BLDG	3130ANNS5	Call	FHLB Call Note	5,000,000.00	5,000,000.00	5,000,000.00	0.00	5,000,000.00
11/30/2023	10182	OPER	912828ZT0	Interest	T Note	0.00	0.00	0.00	6,250.00	6,250.00
<b>Total for November 2023</b>						<b>36,000,000.00</b>	<b>35,040,617.72</b>	<b>36,000,000.00</b>	<b>246,250.00</b>	<b>36,246,250.00</b>
<b>December 2023</b>										
12/06/2023	10207	STABL	3130AWER7	Interest	FHLB Note	0.00	0.00	0.00	44,708.33	44,708.33
12/06/2023	10208	STABL	3130AWER7	Interest	FHLB Note	0.00	0.00	0.00	178,833.33	178,833.33
12/12/2023	10196	BLDG	3130ATUC9	Interest	FHLB Note	0.00	0.00	0.00	225,000.00	225,000.00
12/17/2023	10193	OPER	3133ENYX2	Interest	FFCB Note	0.00	0.00	0.00	81,250.00	81,250.00
12/17/2023	10200	OPER	3135G04Z3	Interest	FNMA Note	0.00	0.00	0.00	18,750.00	18,750.00
12/20/2023	10178	BLDG	3130AQCМ3	Interest	FHLB Call Note	0.00	0.00	0.00	25,000.00	25,000.00
12/20/2023	10178	BLDG	3130AQCМ3	Call	FHLB Call Note	5,000,000.00	5,000,000.00	5,000,000.00	0.00	5,000,000.00
12/28/2023	10175	BLDG	3130AMT85	Interest	FHLB Call Note	0.00	0.00	0.00	20,000.00	20,000.00
12/28/2023	10175	BLDG	3130AMT85	Call	FHLB Call Note	10,000,000.00	10,000,000.00	10,000,000.00	0.00	10,000,000.00
12/30/2023	10206	BLDG	3130ARD24	Call	FHLB Call Note	10,000,000.00	9,613,500.00	10,000,000.00	0.00	10,000,000.00
<b>Total for December 2023</b>						<b>25,000,000.00</b>	<b>24,613,500.00</b>	<b>25,000,000.00</b>	<b>593,541.66</b>	<b>25,593,541.66</b>
<b>January 2024</b>										
01/04/2024	10177	OPER	31422XMV1	Call	FRMAC Call Note	5,000,000.00	5,000,000.00	5,000,000.00	0.00	5,000,000.00
01/10/2024	10197	BLDG	3133EN5Q9	Interest	FFCB Note	0.00	0.00	0.00	112,500.00	112,500.00
01/10/2024	10209	BLDG	40060WAA0	Maturity	GTA Funding CP	10,000,000.00	9,727,688.89	10,000,000.00	0.00	10,000,000.00
01/13/2024	10198	STABL	3133EN6A3	Interest	FFCB Note	0.00	0.00	0.00	200,000.00	200,000.00
01/14/2024	10183	OPER	3134GXZT4	Interest	FHLMC Call Note	0.00	0.00	0.00	100,000.00	100,000.00
01/14/2024	10183	OPER	3134GXZT4	Call	FHLMC Call Note	5,000,000.00	5,000,000.00	5,000,000.00	0.00	5,000,000.00
<b>Total for January 2024</b>						<b>20,000,000.00</b>	<b>19,727,688.89</b>	<b>20,000,000.00</b>	<b>412,500.00</b>	<b>20,412,500.00</b>
<b>February 2024</b>										
02/02/2024	10201	OPER	3133EN7J3	Interest	FFCB Note	0.00	0.00	0.00	145,312.50	145,312.50
02/05/2024	10205	BLDG	78009AB52	Maturity	Royal Bank of Canada CP	10,000,000.00	9,626,122.22	10,000,000.00	0.00	10,000,000.00

Portfolio CCCC  
AP  
PC (PRF\_PC) 7.2.0  
Report Ver. 7.3.6.1

**Collin Co Comm College Dist.**  
**Projected Cashflow Report**  
**For the Period November 1, 2023 - May 31, 2024**

Page 2

Projected Trans. Date	Investment #	Fund	Security ID	Transaction Type	Issuer	Par Value	Original Cost	Principal	Interest	Total
<b>February 2024</b>										
02/28/2024	10176	BLDG	3130ANNS5	Interest	FHLB Call Note	0.00	0.00	0.00	12,500.00	12,500.00
02/29/2024	10179	BLDG	912828YE4	Interest	T Note	0.00	0.00	0.00	31,250.00	31,250.00
<b>Total for February 2024</b>						<b>10,000,000.00</b>	<b>9,626,122.22</b>	<b>10,000,000.00</b>	<b>189,062.50</b>	<b>10,189,062.50</b>
<b>March 2024</b>										
03/11/2024	10213	DS	53948ACB5	Maturity	Lloyds Bank CP	8,000,000.00	7,790,186.67	8,000,000.00	0.00	8,000,000.00
03/11/2024	10216	OPER	3130AWTQ3	Interest	FHLB Note	0.00	0.00	0.00	696,961.81	696,961.81
03/12/2024	10172	BLDG	3130ALJ70	Maturity	FHLB Call Note	5,000,000.00	5,000,000.00	5,000,000.00	10,000.00	5,010,000.00
03/31/2024	10206	BLDG	3130ARD24	Interest	FHLB Call Note	0.00	0.00	0.00	101,058.33	101,058.33
<b>Total for March 2024</b>						<b>13,000,000.00</b>	<b>12,790,186.67</b>	<b>13,000,000.00</b>	<b>808,020.14</b>	<b>13,808,020.14</b>
<b>April 2024</b>										
04/04/2024	10177	OPER	31422XMV1	Interest	FRMAC Call Note	0.00	0.00	0.00	12,500.00	12,500.00
04/08/2024	10210	STABL	62479LD85	Maturity	MUFG Bank CP	10,000,000.00	9,587,041.70	10,000,000.00	0.00	10,000,000.00
04/15/2024	10214	BOND20	21687ADF7	Maturity	Cooperatieve Rabobank CP	5,000,000.00	4,842,393.06	5,000,000.00	0.00	5,000,000.00
04/15/2024	10215	STABL	21687ADF7	Maturity	Cooperatieve Rabobank CP	5,000,000.00	4,842,393.06	5,000,000.00	0.00	5,000,000.00
04/18/2024	10211	OPER	78015CDJ8	Maturity	Royal Bank of Canada CP	10,000,000.00	9,573,750.00	10,000,000.00	0.00	10,000,000.00
04/19/2024	10212	OPER	89233GDK9	Maturity	Toyota Motor Credit Corp CP	5,000,000.00	4,789,250.00	5,000,000.00	0.00	5,000,000.00
04/22/2024	10194	OPER	3135G03U5	Interest	FNMA Note	0.00	0.00	0.00	15,625.00	15,625.00
<b>Total for April 2024</b>						<b>35,000,000.00</b>	<b>33,634,827.82</b>	<b>35,000,000.00</b>	<b>28,125.00</b>	<b>35,028,125.00</b>
<b>May 2024</b>										
05/15/2024	10181	OPER	91282CCC3	Maturity	T Note	6,000,000.00	5,726,484.38	6,000,000.00	7,500.00	6,007,500.00
05/18/2024	10199	OPER	3133ENZ94	Interest	FFCB Note	0.00	0.00	0.00	225,000.00	225,000.00
05/31/2024	10182	OPER	912828ZT0	Interest	T Note	0.00	0.00	0.00	6,250.00	6,250.00
<b>Total for May 2024</b>						<b>6,000,000.00</b>	<b>5,726,484.38</b>	<b>6,000,000.00</b>	<b>238,750.00</b>	<b>6,238,750.00</b>
<b>GRAND TOTALS:</b>						<b>145,000,000.00</b>	<b>141,159,427.70</b>	<b>145,000,000.00</b>	<b>2,516,249.30</b>	<b>147,516,249.30</b>

# Disclosures



Meeder Public Funds, Inc., is a registered investment adviser with the Securities and Exchange Commission (SEC) under the Investment Advisers Act of 1940. Registration with the SEC does not imply a certain level of skill or training. The opinions expressed in this presentation are those of Meeder Public Funds, Inc. The material presented has been derived from sources considered to be reliable, but the accuracy and completeness cannot be guaranteed.

Meeder provides monthly statements for its investment management clients to provide information about the investment portfolio. The information should not be used for audit or confirmation purposes. Please review your custodial statements and report any inaccuracies or discrepancies.

Certain information and data have been supplied by unaffiliated third parties. Although Meeder believes the information is reliable, it cannot warrant the accuracy of information offered by third parties. Market value may reflect prices received from pricing vendors when current market quotations are not available. Prices may not reflect firm bids or offers and may differ from the value at which the security can be sold.

Statements may include positions from unmanaged accounts provided for reporting purposes. Unmanaged accounts are managed directly by the client and are not included in the accounts managed by the investment adviser. This information is provided as a client convenience and the investment adviser assumes no responsibility for performance of these accounts or the accuracy of the data reported.

**Investing involves risk. Past performance is no guarantee of future results. Debt and fixed income securities are subject to credit and interest rate risk. The investment return and principal value of an investment will fluctuate so that an investors shares, when redeemed, may be worth more or less than their original cost. Current performance may be lower or higher than the performance data quoted.**

Investment advisory services are provided through Meeder Public Funds, Inc. Please contact us if you would like to receive a copy of our current ADV disclosure brochure or privacy policy.

## **Meeder Public Funds**

Barton Oaks Plaza I  
901 S. MoPac Expy  
Suite 300  
Austin, Texas  
78746

866.633.3371