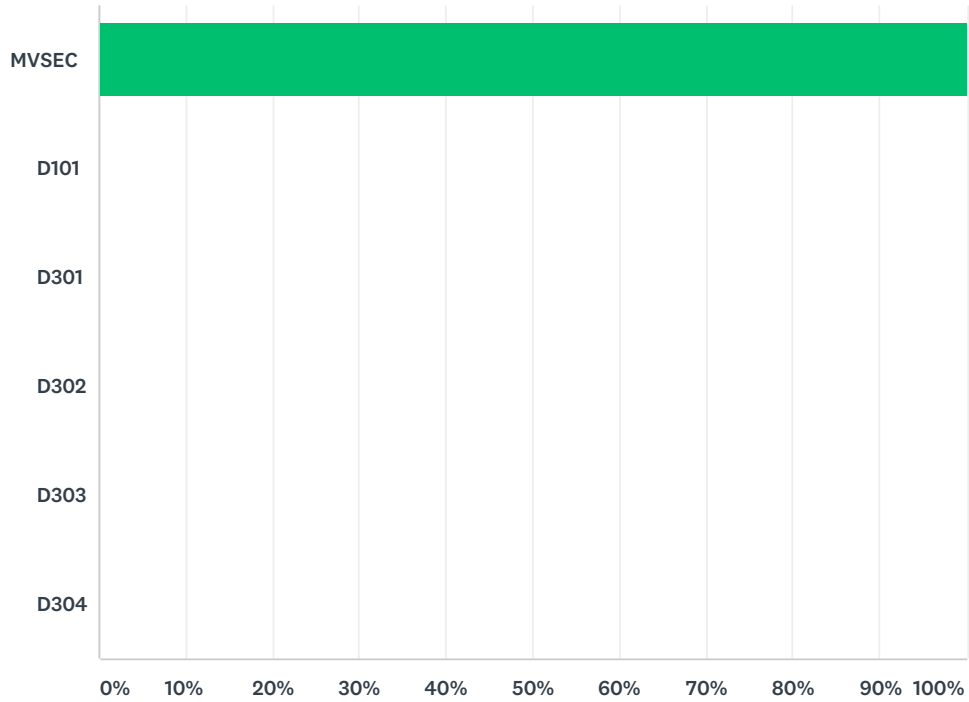


Q1 My Employer is:

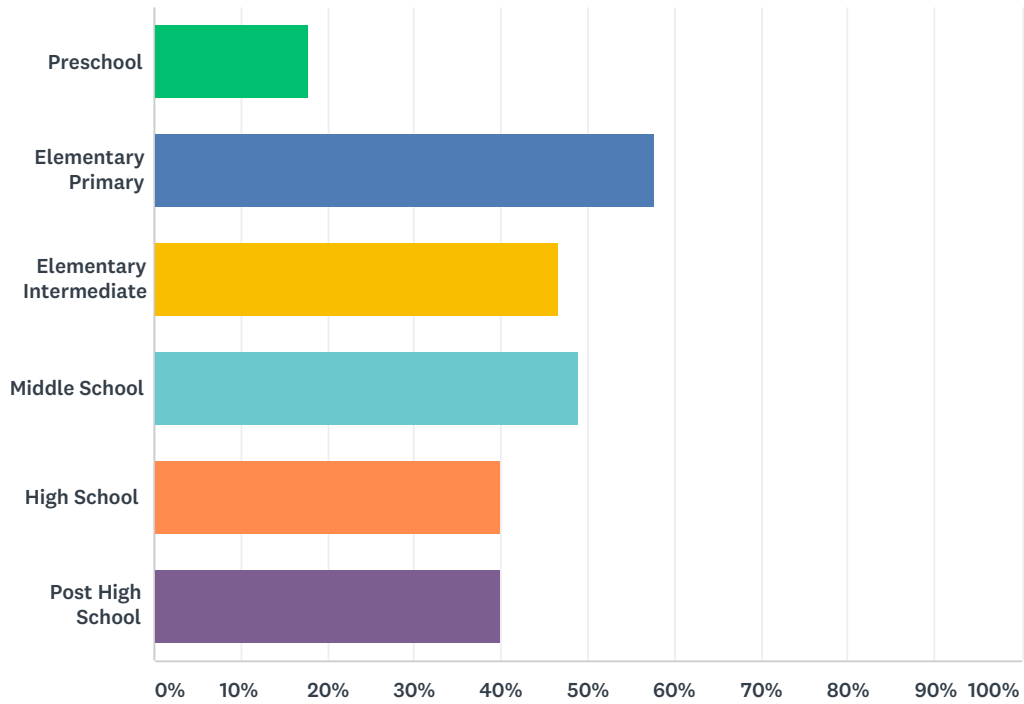
Answered: 45 Skipped: 0



ANSWER CHOICES	RESPONSES	
MVSEC	100.00%	45
D101	0.00%	0
D301	0.00%	0
D302	0.00%	0
D303	0.00%	0
D304	0.00%	0
TOTAL		45

Q2 Age Range of Students (Check all that apply.)

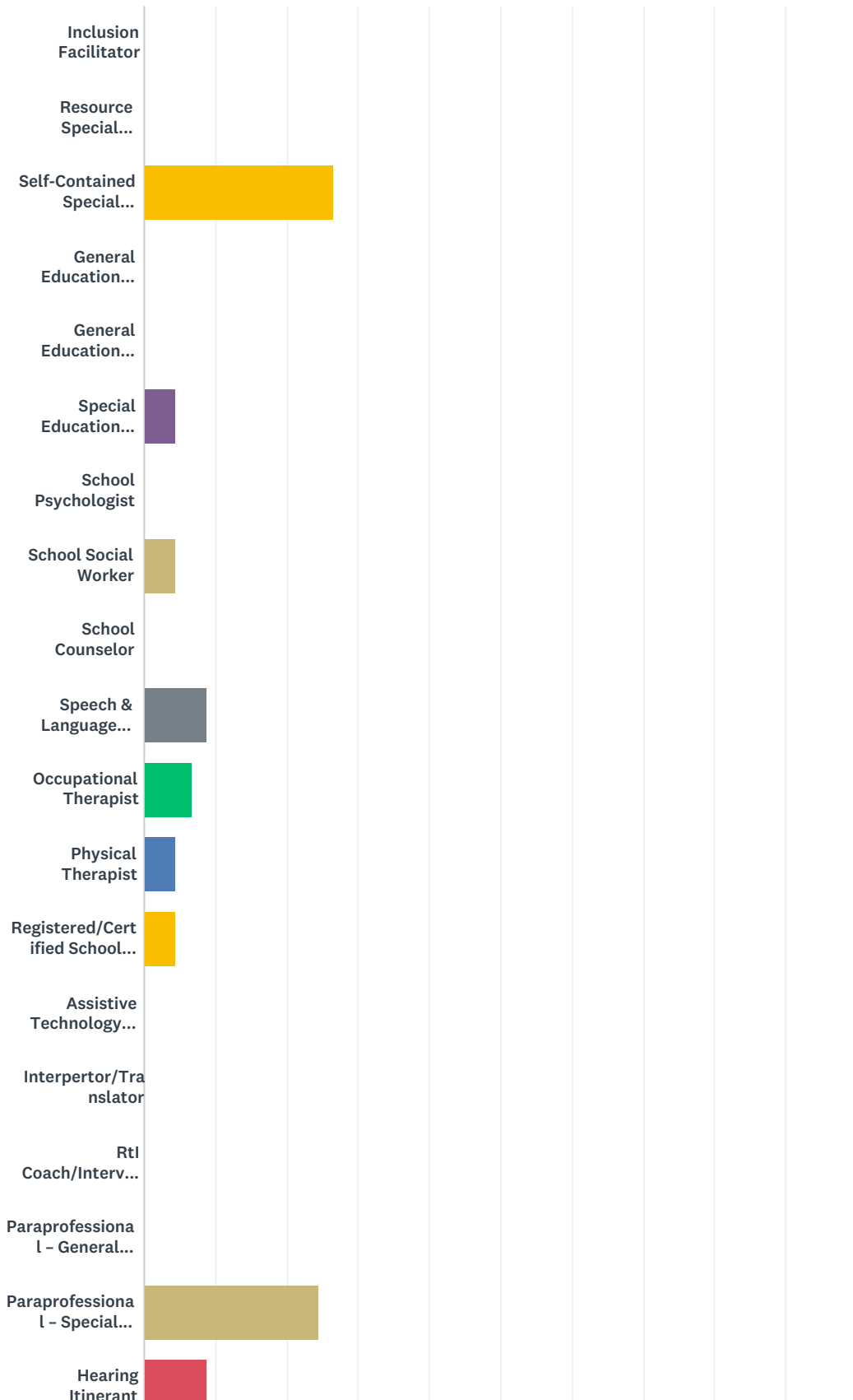
Answered: 45 Skipped: 0



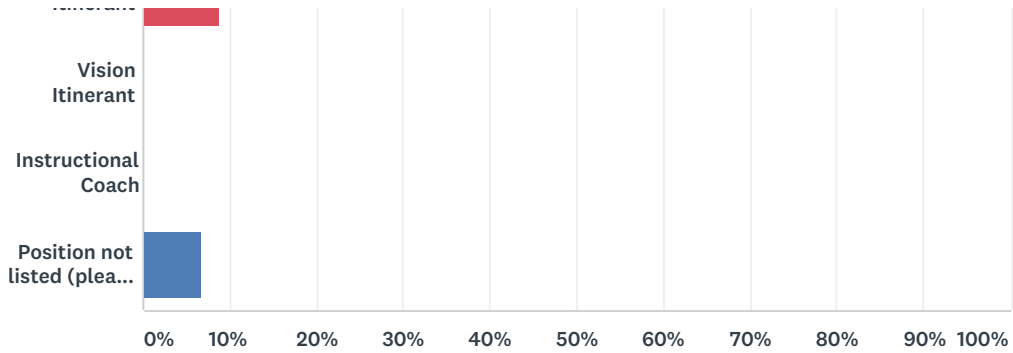
ANSWER CHOICES	RESPONSES	
Preschool	17.78%	8
Elementary Primary	57.78%	26
Elementary Intermediate	46.67%	21
Middle School	48.89%	22
High School	40.00%	18
Post High School	40.00%	18
Total Respondents: 45		

Q3 My position is (Primary responsibility):

Answered: 45 Skipped: 0



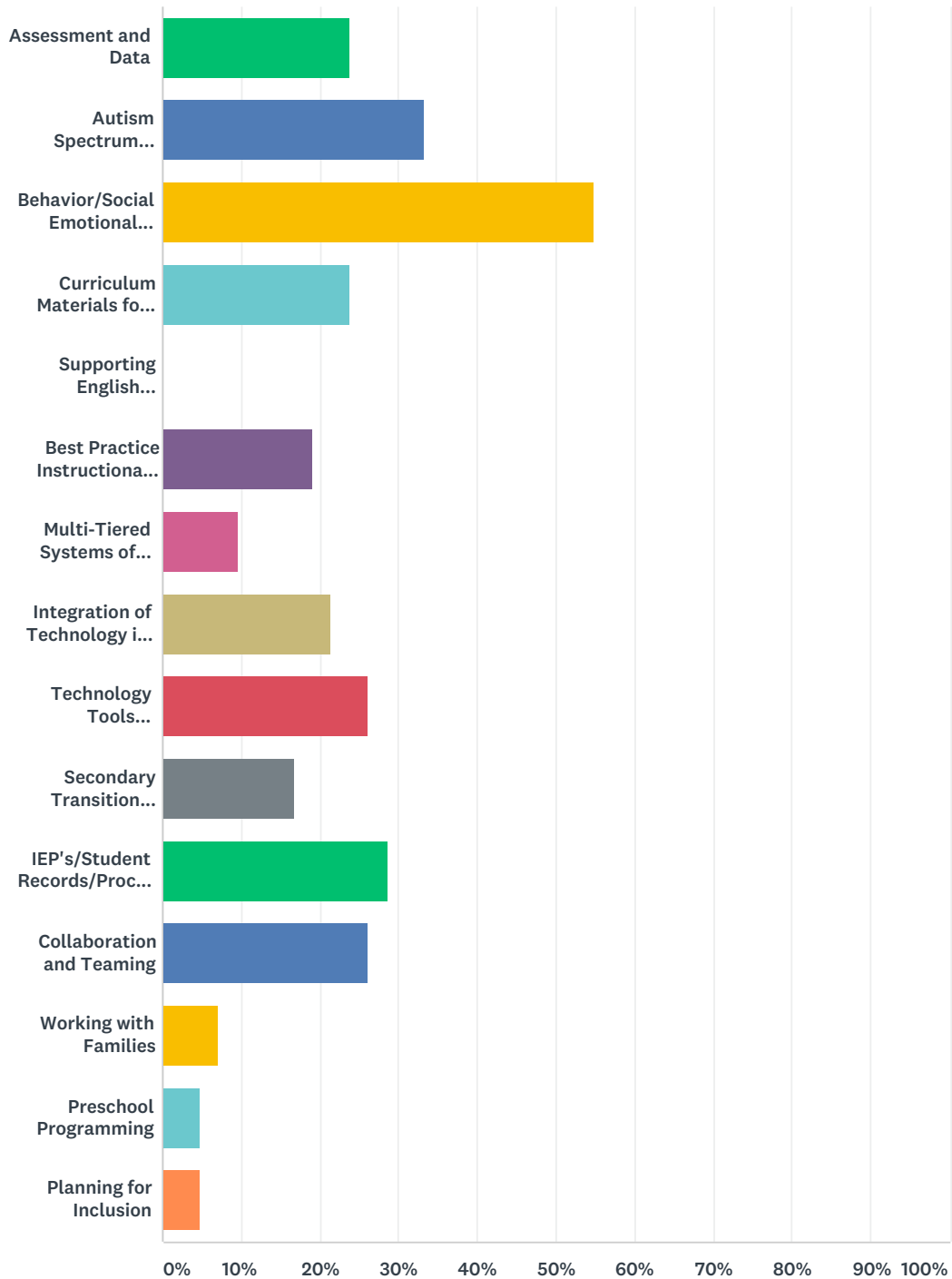
Multi-District Needs Assessment 2018-2019



ANSWER CHOICES	RESPONSES	
Inclusion Facilitator	0.00%	0
Resource Special Education Teacher	0.00%	0
Self-Contained Special Education Teacher	26.67%	12
General Education Teacher	0.00%	0
General Education Administrator	0.00%	0
Special Education Administrator	4.44%	2
School Psychologist	0.00%	0
School Social Worker	4.44%	2
School Counselor	0.00%	0
Speech & Language Pathologist	8.89%	4
Occupational Therapist	6.67%	3
Physical Therapist	4.44%	2
Registered/Certified School Nurse	4.44%	2
Assistive Technology Facilitator	0.00%	0
Interpertor/Translator	0.00%	0
RtI Coach/Interventionist	0.00%	0
Paraprofessional – General Education	0.00%	0
Paraprofessional – Special Education	24.44%	11
Hearing Itinerant	8.89%	4
Vision Itinerant	0.00%	0
Instructional Coach	0.00%	0
Position not listed (please specify in other)	6.67%	3
TOTAL		45

Q4 Please select your top 3 professional learning priorities:

Answered: 42 Skipped: 3



ANSWER CHOICES	RESPONSES	
Assessment and Data	23.81%	10
Autism Spectrum Disorders	33.33%	14
Behavior/Social Emotional Development	54.76%	23

Multi-District Needs Assessment 2018-2019

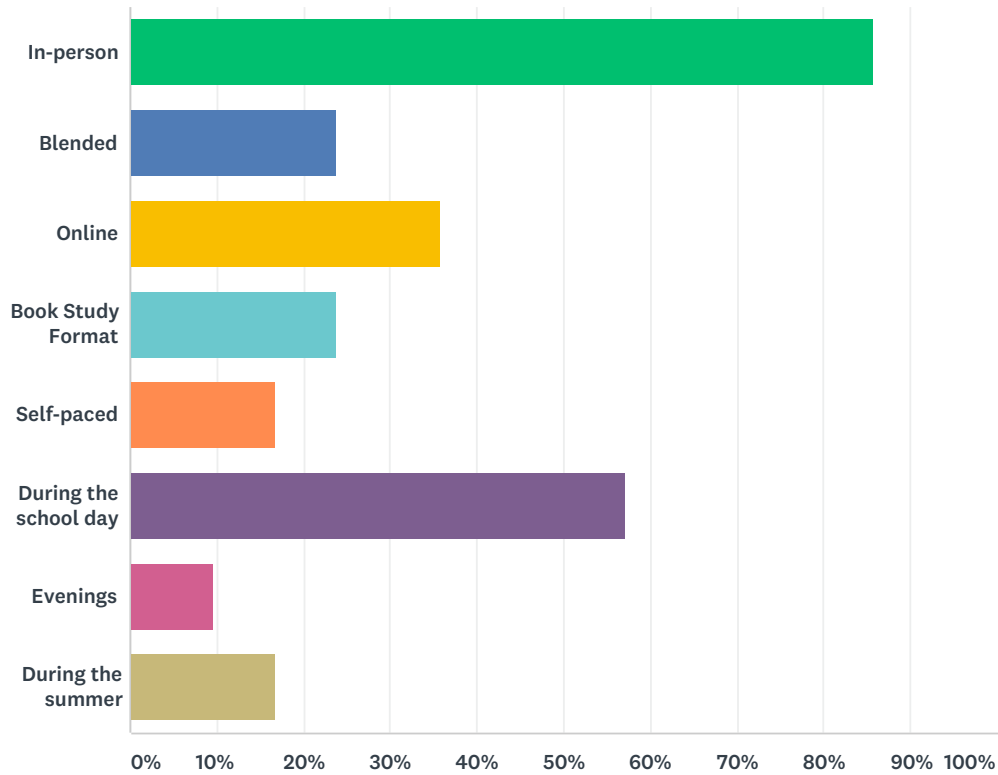
Curriculum Materials for use with a variety of learners	23.81%	10
Supporting English Language Learners	0.00%	0
Best Practice Instructional Strategies	19.05%	8
Multi-Tiered Systems of Support	9.52%	4
Integration of Technology into Classroom Instruction	21.43%	9
Technology Tools (intervention or assistive technology tools)	26.19%	11
Secondary Transition Planning and Programming	16.67%	7
IEP's/Student Records/Procedures/Legal Updates/Compliance	28.57%	12
Collaboration and Teaming	26.19%	11
Working with Families	7.14%	3
Preschool Programming	4.76%	2
Planning for Inclusion	4.76%	2
Total Respondents: 42		

Q5 If applicable, please list any additional topics of interest (not available in the previous question) for your professional learning.

Answered: 12 Skipped: 33

Q6 I prefer to engage in professional learning that are (select all that apply):

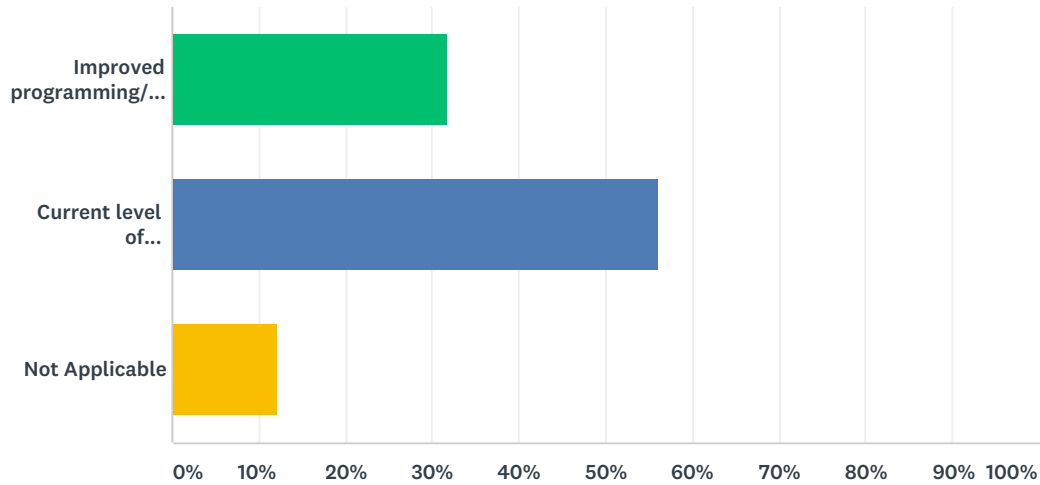
Answered: 42 Skipped: 3



ANSWER CHOICES	RESPONSES	
In-person	85.71%	36
Blended	23.81%	10
Online	35.71%	15
Book Study Format	23.81%	10
Self-paced	16.67%	7
During the school day	57.14%	24
Evenings	9.52%	4
During the summer	16.67%	7
Total Respondents: 42		

Q7 A continuum of services (consultation, resource, self-contained, day schools).

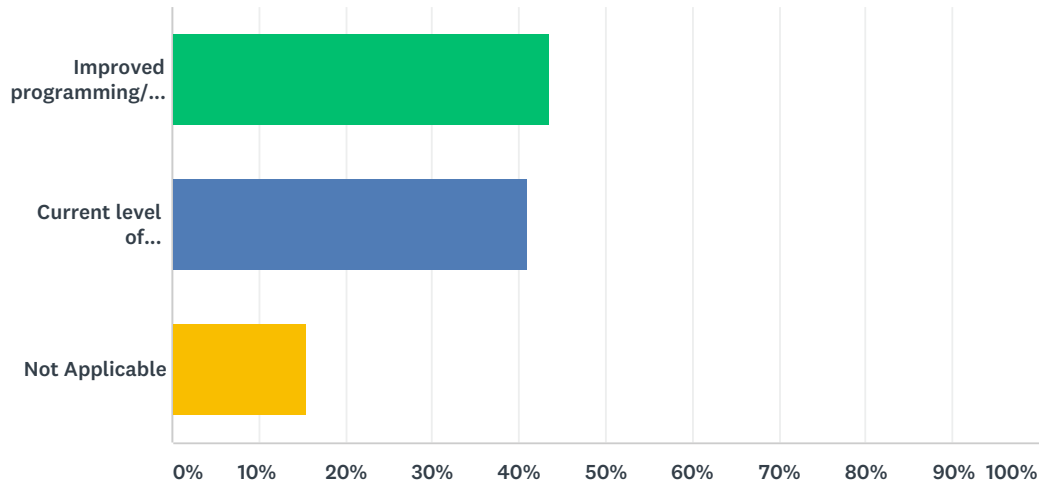
Answered: 41 Skipped: 4



ANSWER CHOICES	RESPONSES	
Improved programming/services needed	31.71%	13
Current level of programming/services sufficient	56.10%	23
Not Applicable	12.20%	5
TOTAL		41

Q8 Consultative and/or technical assistance services to teachers from direct one-to-one services to services on a group basis.

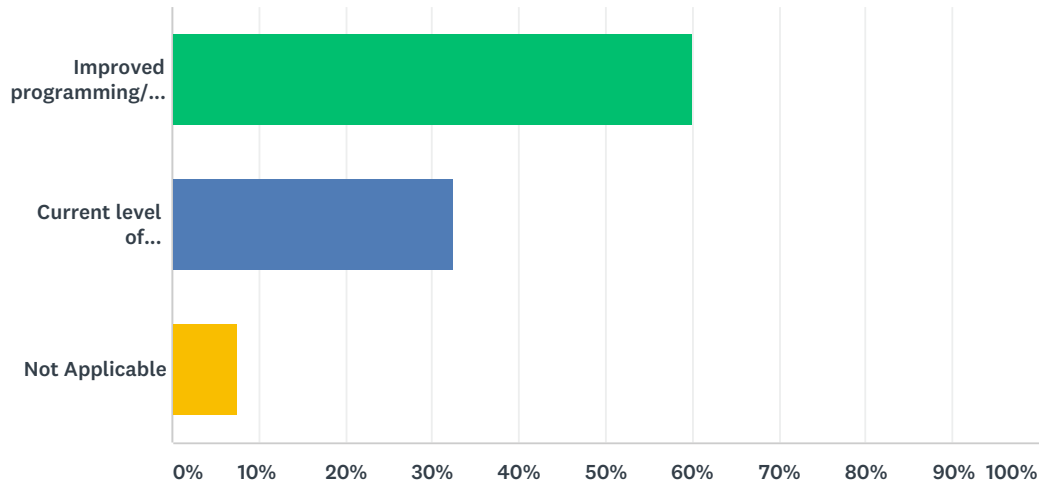
Answered: 39 Skipped: 6



ANSWER CHOICES	RESPONSES	
Improved programming/services needed	43.59%	17
Current level of programming/services sufficient	41.03%	16
Not Applicable	15.38%	6
TOTAL		39

Q9 Information on new trends, issues, legislation, and legal information relative to special education.

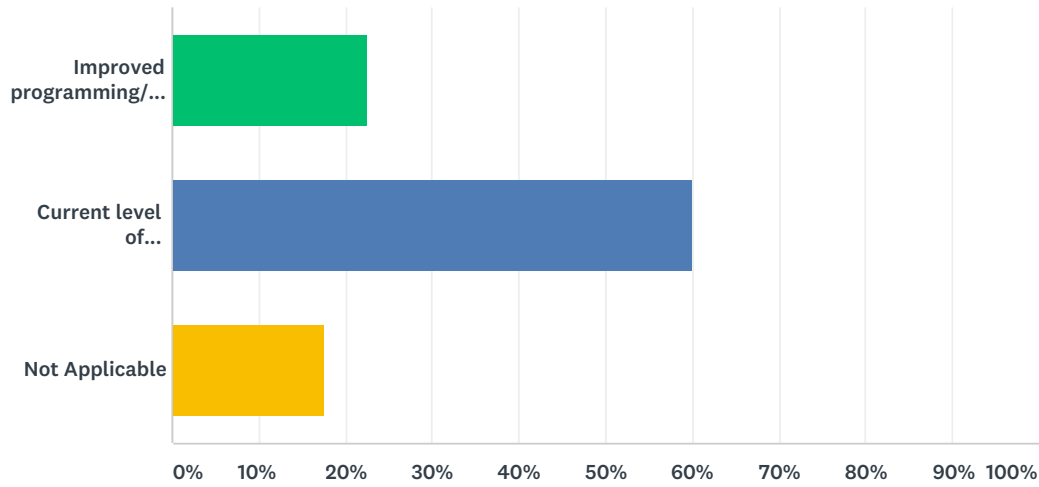
Answered: 40 Skipped: 5



ANSWER CHOICES	RESPONSES	
Improved programming/services needed	60.00%	24
Current level of programming/services sufficient	32.50%	13
Not Applicable	7.50%	3
TOTAL		40

Q10 Career education and vocational training programs.

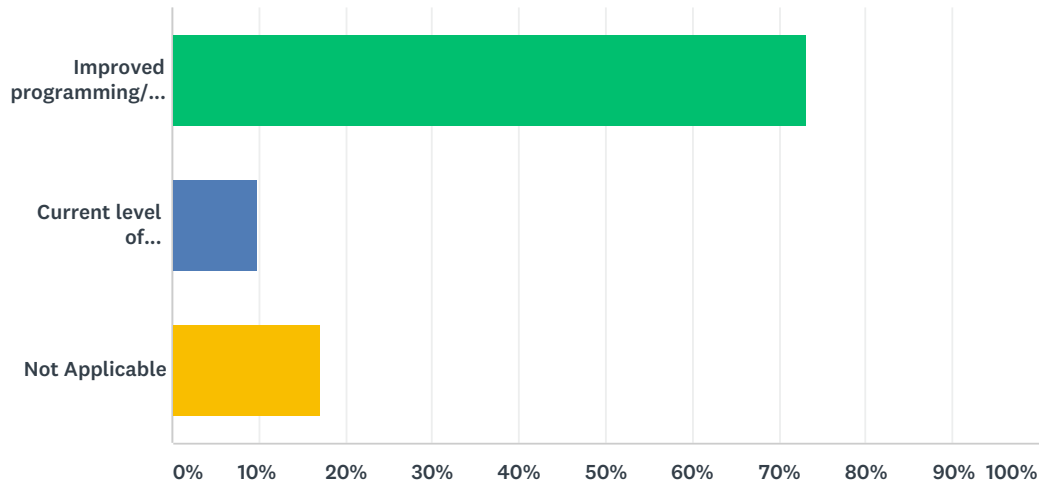
Answered: 40 Skipped: 5



ANSWER CHOICES	RESPONSES	
Improved programming/services needed	22.50%	9
Current level of programming/services sufficient	60.00%	24
Not Applicable	17.50%	7
TOTAL		40

Q11 Training and technical support for paraprofessional staff

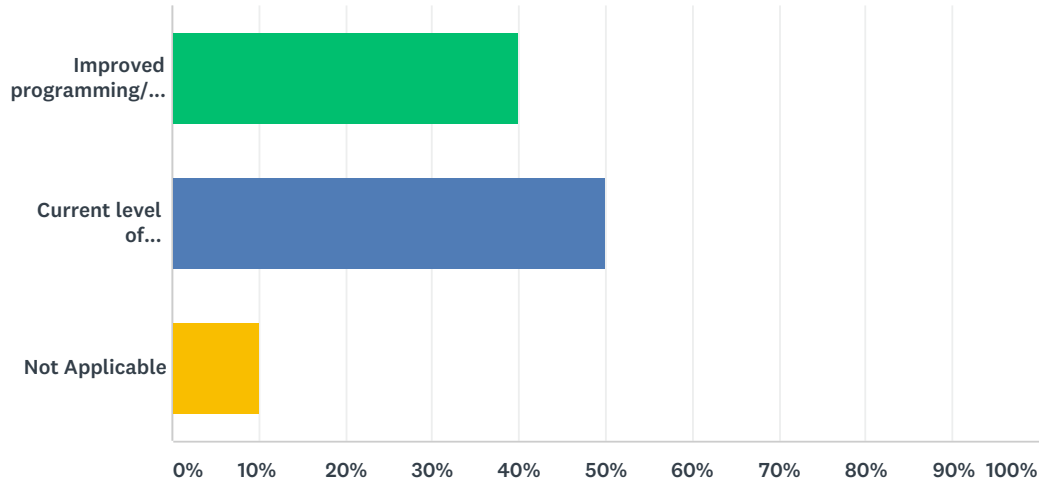
Answered: 41 Skipped: 4



ANSWER CHOICES	RESPONSES	
Improved programming/services needed	73.17%	30
Current level of programming/services sufficient	9.76%	4
Not Applicable	17.07%	7
TOTAL		41

Q12 Programs to support parent education.

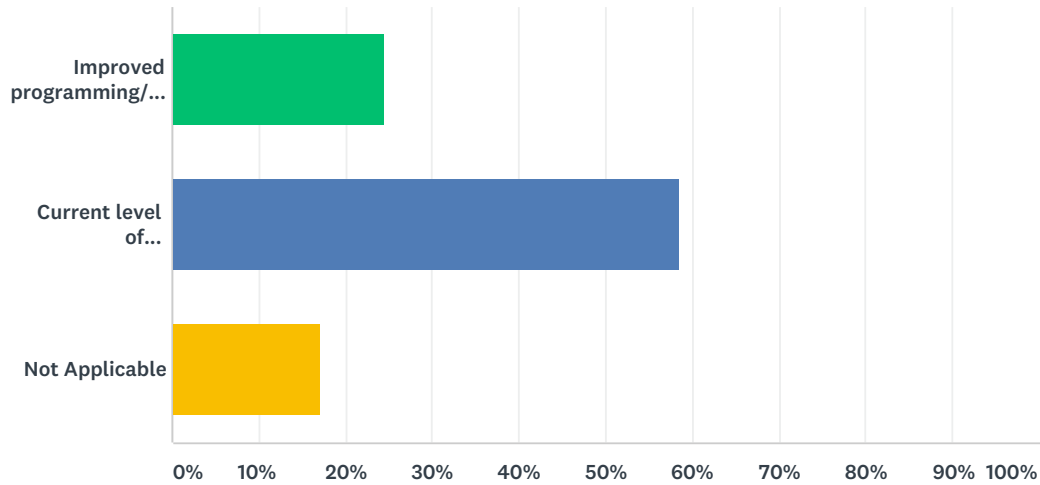
Answered: 40 Skipped: 5



ANSWER CHOICES	RESPONSES	
Improved programming/services needed	40.00%	16
Current level of programming/services sufficient	50.00%	20
Not Applicable	10.00%	4
TOTAL		40

Q13 Coordination of community networks as identified in the school's transition planning process.

Answered: 41 Skipped: 4



ANSWER CHOICES	RESPONSES	
Improved programming/services needed	24.39%	10
Current level of programming/services sufficient	58.54%	24
Not Applicable	17.07%	7
TOTAL		41

Q14 Other comments or suggestions for programs and services:

Answered: 11 Skipped: 34