

**BOARD OF TRUSTEES  
AGENDA**

<input type="checkbox"/> Workshop	<input checked="" type="checkbox"/> Regular	<input type="checkbox"/> Special
-----------------------------------	---	----------------------------------

(A) ☒ Report Only ☐ Recognition

**Presenter(s): ISMAEL MIJARES, DEPUTY SUPERINTENDENT FOR BUSINESS & FINANCE**

**Briefly describe the subject of the report or recognition presentation.**

REVIEW INVESTMENT OFFICER'S QUARTERLY REPORT OF INVESTMENT TRANSACTIONS FOR ALL FUNDS FOR THE QUARTER ENDED MAY 31, 2020.

(B) ☐ Action Item

**Presenter(s):**

**Briefly describe the action required.**

(C) **Funding source: Identify the source of funds if any are required.**

(D) **Clarification: Explain any question or issues that might be raised regarding this item.**

THE QUARTERLY INVESTMENT REPORT IS BEING PREPARED IN ACCORDANCE WITH BOARD POLICY CDA (LOCAL).



# EAGLE PASS INDEPENDENT SCHOOL DISTRICT

**TO:** Samuel Mijares, Superintendent

**FROM:** Ismael Mijares  
Deputy Superintendent for Business & Finance-Investment Officer

**DATE:** June 22, 2020

**SUBJECT:** *QUARTERLY INVESTMENT REPORT*

Ismael  
Mijares  
2020.07.0  
9 14:16:17  
-05'00'

Attached is the District's Quarterly Investment Report in accordance with Board Policy CDA (Local). The Report includes statements for the period ending May 31, 2020. The following is a summary of the amounts invested in various accounts.

## **LONESTAR INVESTMENT POOL - CORPORATE OVERNIGHT PLUS FUND**

ELEMENTARY FUND	413,418.90
GENERAL FUND	47,625,525.88
INTEREST & SINKING FUND	3,855,589.73
MAINTENANCE TAX NOTES SERIES 2019	1,840,784.04
<b>TOTAL:</b>	<b>\$53,735,318.55</b>

The grand total of the District's investments on May 31, 2020 was \$53,735,318.55  
The market value of these investments as of May 31, 2020 was \$53,777,119.42

# Eagle Pass Independent School District

## Schedule of Investments and Market Values

May 31, 2020

### LONESTAR INVESTMENT POOL - ***CORPORATE OVERNIGHT PLUS FUND:***

Account	Investments 5/31/2019	3 mth. Avg. Annual Yield	Market Values 5/31/2019	Investments 5/31/2020	3 mth. Avg. Annual Yield	Market Values 5/31/2020
Elementary Fund	420,312.32	2.60%	420,369.81	413,418.90	1.31%	413,740.50
General Fund	45,920,630.44	2.60%	45,926,911.27	47,625,525.88	1.31%	47,662,573.92
Interest & Sinking Fund	3,748,810.03	2.60%	3,749,322.78	3,855,589.73	1.31%	3,858,589.01
Maintenance Tax Notes Series 2019	0.00	0.00%	0.00	1,840,784.04	1.31%	1,842,215.99
<b>TOTAL OF INVESTMENTS</b>	<b>\$50,089,752.79</b>	2.60%	<b>\$50,096,603.86</b>	<b>\$53,735,318.55</b>	1.31%	<b>\$53,777,119.42</b>

### OTHER YIELD AVERAGES:

	05/31/2019*	08/31/2019**	11/30/2019*	02/29/2020*	05/31/2020*
Lonestar Investment Pool-Corporate Overnight Plus Fund	2.60%	2.49%	2.08%	1.86%	1.31%
Wall Street Journal 91-Day US Treasury Bill	2.38%	2.27%	1.69%	1.53%	0.19%
Wall Street Journal 6-Month US Treasury Bill	2.40%	2.31%	1.67%	1.52%	0.21%
Cash in bank accounts	1.00%	1.00%	1.00%	1.00%	1.00%

\* 3-Month Average

\*\* 12-Month Average

### NOTE:

Cash in bank accounts as of 05/31/20--\$5,466,572.90: Food Service Fund \$37,432.53; General Operating Fund \$5,330,374.27; AND I&S Fund \$98,766.10  
Federal Deposit Insurance Corporation and Market Value of Pledged Amount: \$250,000 + \$10,000,000 = \$10,250,000.

**EAGLE PASS INDEPENDENT SCHOOL DISTRICT**  
**Schedule of Investments and Interest Earned**  
**For Quarter Ending May 31, 2020**

**Quarterly: 03/01/2020 - 05/31/2020**

Fund	Fund Code	Account Type	Investments	Interest Earned	Investments	Interest Earned
			Account Balance as of 05/31/2019	03/01/2019 to 5/31/2019	Account Balance as of 05/31/2020	03/01/2020 to 5/31/2020
Elementary Fund	865	Corporate Overnight Plus Fund	420,312.32	2,906.28	413,418.90	1,345.86
General Fund	199	Corporate Overnight Plus Fund	45,920,630.44	334,261.99	47,625,525.88	163,851.87
Interest & Sinking Fund	518	Corporate Overnight Plus Fund	3,748,810.03	24,227.44	3,855,589.73	12,226.53
Maintenance Tax Notes Series 2019	177	Corporate Overnight Plus Fund	-	-	1,840,784.04	12,162.96
Total Invested/Interest Earned			<u>50,089,752.79</u>	<u>361,395.71</u>	<u>53,735,318.55</u>	<u>189,587.22</u>

**Year to Date: 09/01/2019-05/31/2020**

Fund	Fund Code	Account Type	Investments	Interest Earned	Investments	Interest Earned
			Account Balance as of 05/31/2019	09/01/2018 to 5/31/2019	Account Balance as of 05/31/2020	09/01/2019 to 5/31/2020
Elementary Fund	865	Corporate Overnight Plus Fund	420,312.32	8,518.31	413,418.90	5,335.13
General Fund	199	Corporate Overnight Plus Fund	45,920,630.44	815,866.12	47,625,525.88	590,921.58
Interest & Sinking Fund	518	Corporate Overnight Plus Fund	3,748,810.03	47,929.58	3,855,589.73	28,353.61
Maintenance Tax Notes Series 2019	177	Corporate Overnight Plus Fund	-	-	1,840,784.04	46,634.89
Total Invested/Interest Earned			<u>50,089,752.79</u>	<u>872,314.01</u>	<u>53,735,318.55</u>	<u>671,245.21</u>

**EAGLE PASS INDEPENDENT SCHOOL DISTRICT****Quarter Ending: 05/31/2020****Cash in Bank Accounts**

<b>Food Service Fund</b>		<b>37,432.53</b>
<b>General Fund</b>		
Tax Collections-Escrow Account	348,736.48	
Designated Purpose Fund	257,338.71	
Tax Collections-Credit Card/ACH Payments	58,072.00	
Payroll Fund	2,048,806.44	
Disbursement Fund	789,664.25	
Elementary Fund	85,171.46	
Eagle Pass ISD	0.00	
Health Insurance Fund	507,897.25	
General Operating	1,234,687.68	5,330,374.27
<b>I &amp; S Fund-Bond Series</b>		<b>98,766.10</b>
<b>Total</b>		<b><u>5,466,572.90</u></b>

<b>* Federal Deposit Insurance Corporation</b>	<b>250,000.00</b>
<b>** Pledged Amount (LOC)</b>	<b><u>10,000,000.00</u></b>
<b>TOTAL</b>	<b><u>10,250,000.00</u></b>
<b>Amount Over/(Under) Pledged</b>	<b><u>4,783,427.10</u></b>

\* Federal Deposit Insurance Corporation (FDIC) amount provided by the U.S. government as collateral to insure deposits.

\*\* Irrevocable Letter of Credit (ILOC) amount provided by Compass Bank as collateral to protect deposits as required by the Public Funds Investment Act. The ILOC issued by Compass Bank is held independently by the Federal Home Loan Bank of Atlanta and the school district is the only entity that is entitled to draw funds against it should the bank fail.

<b>Checking Account Interest Rates</b>			<b>3-Month</b>
<b>Mar-2020</b>	<b>Apr-2020</b>	<b>May-2020</b>	<b>Average</b>
<b>1.00%</b>	<b>1.00%</b>	<b>1.00%</b>	<b>1.00%</b>

<b>CD Interest Rates*</b>		
<b>3-Month</b>	<b>6-Month</b>	<b>9-Month</b>
<b>0.05%</b>	<b>0.10%</b>	<b>0.10%</b>

**BBVA Compass will evaluate each CD rate solicitation upon request.**

\* rates as of May 31, 2020

**BBVA COMPASS  
EAGLE PASS INDEPENDENT SCHOOL DISTRICT  
DEPOSITORY CONTRACT  
LIMITS**

**PLEDGED AMOUNT:**

FDIC	\$	<b>250,000.00</b>
SECURITIES: Book Value		-
Market Value		-
Letter of credit (LOC)	\$	<b>10,000,000.00</b>

Total Collateral		\$	10,250,000.00
------------------	--	----	---------------

**BANK ACCOUNT BALANCES AS OF: May 29, 2020**

Eagle Pass ISD	3003202299	-
Designated Purpose Fund	3001202264	257,338.71
Disbursement Fund	3003202248	789,664.25
Elementary Fund	3003202272	85,171.46
Tax Collections-Escrow Account	0110400402	348,736.48
Food Service Fund	3001202280	37,432.53
General Operating Fund	3003603125	1,234,687.68
Health Insurance Fund	2517032800	507,897.25
I&S Fund	3003202307	98,766.10
Payroll Fund	3003202221	2,048,806.44
Tax Collections-Credit Card/ACH	3003018664	58,072.00

Certificates of Deposit		\$	-
-------------------------	--	----	---

Total Checking Account Balances		\$	5,466,572.90
---------------------------------	--	----	--------------

Amount Over/(Under) Pledged		\$	<b>4,783,427.10</b>
-----------------------------	--	----	---------------------

**BBVA COMPASS  
EAGLE PASS INDEPENDENT SCHOOL DISTRICT  
DEPOSITORY CONTRACT  
LIMITS**

**PLEDGED AMOUNT:**

FDIC	<b>\$ 250,000.00</b>
SECURITIES: Book Value	-
Market Value	-
Letter of credit (LOC)	<b>\$ 15,000,000.00</b>

Total Collateral		<b>\$ 15,250,000.00</b>
------------------	--	-------------------------

**BANK ACCOUNT BALANCES AS OF: May 31, 2019**

Eagle Pass ISD	3003202299	-
Designated Purpose Fund	3001202264	8,616.37
Disbursement Fund	3003202248	1,340,806.00
Elementary Fund	3003202272	275,903.26
Tax Collections-Escrow Account	0110400402	333,162.94
Food Service Fund	3001202280	414,151.71
General Operating Fund	3003603125	117,651.58
Health Insurance Fund	2517032800	250,427.90
I&S Fund	3003202307	99,034.09
Payroll Fund	3003202221	1,906,673.41
Tax Collections-Credit Card/ACH	3003018664	40,558.62

Certificates of Deposit		<b>\$ -</b>
-------------------------	--	-------------

Total Checking Account Balances		<b>\$ 4,786,985.88</b>
---------------------------------	--	------------------------

Amount Over/(Under) Pledged		<b>\$ 10,463,014.12</b>
-----------------------------	--	-------------------------



Participant #: 159901

**Lone Star**  
Investment Pool

**2020 3rd Quarter  
Quarterly Statement**

Statement Period: 03/01/2020 to 05/31/2020

Ismael Mijares  
Eagle Pass ISD  
587 Madison St  
Eagle Pass, Texas 78852



### Summary of Portfolio Holdings

Account	Fund	Number of Shares	Price Per Share	Account Book Value (USD)	Account Market Value (USD)	% Port.
Elementary Fund	Corporate Overnight Plus Fund	413,418.90	1.00	413,418.90	413,740.50	0.77%
		<b>Totals:</b>		<b>413,418.90</b>	<b>413,740.50</b>	

Account	Fund	Number of Shares	Price Per Share	Account Book Value (USD)	Account Market Value (USD)	% Port.
General Fund	Corporate Overnight Plus Fund	47,625,525.88	1.00	47,625,525.88	47,662,573.92	88.63%
		<b>Totals:</b>		<b>47,625,525.88</b>	<b>47,662,573.92</b>	

Account	Fund	Number of Shares	Price Per Share	Account Book Value (USD)	Account Market Value (USD)	% Port.
Interest & Sinking Fund	Corporate Overnight Plus Fund	3,855,589.73	1.00	3,855,589.73	3,858,589.01	7.18%
		<b>Totals:</b>		<b>3,855,589.73</b>	<b>3,858,589.01</b>	

Account	Fund	Number of Shares	Price Per Share	Account Book Value (USD)	Account Market Value (USD)	% Port.
Maintenance Tax Note Series 2019 Proceeds	Corporate Overnight Plus Fund	1,840,784.04	1.00	1,840,784.04	1,842,215.99	3.43%
		<b>Totals:</b>		<b>1,840,784.04</b>	<b>1,842,215.99</b>	

### Totals

Fund	Number of Shares	Price Per Share	Fund Balance (USD)	% Port.
Corporate Overnight Fund	0.00	1.00	0.00	0.00 %
Government Overnight Fund	0.00	1.00	0.00	0.00 %
Corporate Overnight Plus Fund	53,735,318.55	1.00	53,735,318.55	100.00 %
		<b>Total Value:</b>	<b>53,735,318.55</b>	<b>100.00 %</b>

### Portfolio Transactions



**Elementary Fund - Corporate Overnight Plus Fund**

Settle Date	Trade Type	Share Balance	Number of Shares	Price/Share	Amount (USD)
03/01/2020	Starting Balance	405,308.81			405,308.81
03/05/2020	Transfer Out	404,741.84	-566.97	1.00	-566.97
03/31/2020	Interest	405,294.16	552.32	1.00	552.32
04/06/2020	Transfer Out	404,741.84	-552.32	1.00	-552.32
04/06/2020	Transfer In	408,741.84	4,000.00	1.00	4,000.00
04/06/2020	Transfer In	412,741.84	4,000.00	1.00	4,000.00
04/20/2020	Transfer In	414,075.17	1,333.33	1.00	1,333.33
04/30/2020	Interest	414,525.22	450.05	1.00	450.05
05/05/2020	Transfer Out	414,075.17	-450.05	1.00	-450.05
05/05/2020	Transfer Out	413,075.41	-999.76	1.00	-999.76
05/29/2020	Interest	413,418.90	343.49	1.00	343.49
05/31/2020	Ending Balance	413,418.90			413,418.90

**General Fund - Corporate Overnight Plus Fund**

Settle Date	Trade Type	Share Balance	Number of Shares	Price/Share	Amount (USD)
03/01/2020	Starting Balance	54,997,704.35			54,997,704.35
03/03/2020	Withdrawal	51,997,704.35	-3,000,000.00	1.00	-3,000,000.00
03/05/2020	Transfer In	51,998,271.32	566.97	1.00	566.97
03/05/2020	Withdrawal	51,098,271.32	-900,000.00	1.00	-900,000.00
03/05/2020	Withdrawal	51,096,248.62	-2,022.70	1.00	-2,022.70
03/06/2020	Deposit	51,096,427.93	179.31	1.00	179.31
03/09/2020	Deposit	51,096,947.68	519.75	1.00	519.75
03/09/2020	Deposit	51,134,442.68	37,495.00	1.00	37,495.00
03/09/2020	Vendor Payment J P Sanchez	50,939,291.68	-195,151.00	1.00	-195,151.00
03/13/2020	Deposit	52,255,582.11	1,316,290.43	1.00	1,316,290.43
03/20/2020	Deposit	52,259,582.11	4,000.00	1.00	4,000.00
03/23/2020	Withdrawal	50,943,291.68	-1,316,290.43	1.00	-1,316,290.43
03/24/2020	Withdrawal	46,943,291.68	-4,000,000.00	1.00	-4,000,000.00
03/24/2020	Withdrawal	45,443,291.68	-1,500,000.00	1.00	-1,500,000.00
03/24/2020	Vendor Payment Sentry Security Service LLC	45,442,159.68	-1,132.00	1.00	-1,132.00
03/24/2020	Vendor Payment Texas State Natural Gas, Inc.	45,439,538.73	-2,620.95	1.00	-2,620.95
03/24/2020	Vendor Payment Tristar Risk Management	45,424,755.43	-14,783.30	1.00	-14,783.30
03/24/2020	Vendor Payment E 3 Entegral Solutions, Inc.	45,020,902.63	-403,852.80	1.00	-403,852.80
03/25/2020	Deposit	55,585,022.63	10,564,120.00	1.00	10,564,120.00
03/25/2020	Vendor Payment A E Hiller & Sons, Inc.	55,556,598.82	-28,423.81	1.00	-28,423.81
03/25/2020	Vendor Payment Tristar Risk Management	55,543,492.39	-13,106.43	1.00	-13,106.43
03/30/2020	Deposit	55,693,492.39	150,000.00	1.00	150,000.00
03/31/2020	Interest	55,765,195.72	71,703.33	1.00	71,703.33
04/01/2020	Deposit	55,765,386.72	191.00	1.00	191.00
04/06/2020	Deposit	55,814,145.58	48,758.86	1.00	48,758.86
04/06/2020	Transfer Out	55,810,145.58	-4,000.00	1.00	-4,000.00
04/06/2020	Transfer Out	55,806,145.58	-4,000.00	1.00	-4,000.00
04/06/2020	Transfer In	55,806,697.90	552.32	1.00	552.32
04/06/2020	Withdrawal	55,654,973.54	-151,724.36	1.00	-151,724.36
04/06/2020	Withdrawal	55,466,958.79	-188,014.75	1.00	-188,014.75
04/07/2020	Transfer In	55,870,811.59	403,852.80	1.00	403,852.80
04/07/2020	Withdrawal	51,870,811.59	-4,000,000.00	1.00	-4,000,000.00
04/07/2020	Withdrawal	51,822,052.73	-48,758.86	1.00	-48,758.86



**General Fund - Corporate Overnight Plus Fund (Continued)**

Settle Date	Trade Type	Share Balance	Number of Shares	Price/Share	Amount (USD)
04/08/2020	Vendor Payment Tristar Risk Management	51,809,064.83	-12,987.90	1.00	-12,987.90
04/08/2020	Vendor Payment Sentry Security Service LLC	51,808,486.33	-578.50	1.00	-578.50
04/09/2020	Vendor Payment Tristar Risk Management	51,790,931.23	-17,555.10	1.00	-17,555.10
04/13/2020	Deposit	51,901,052.23	110,121.00	1.00	110,121.00
04/13/2020	Deposit	51,910,404.23	9,352.00	1.00	9,352.00
04/13/2020	Deposit	52,041,542.23	131,138.00	1.00	131,138.00
04/13/2020	Deposit	52,124,313.23	82,771.00	1.00	82,771.00
04/13/2020	Deposit	52,309,350.23	185,037.00	1.00	185,037.00
04/13/2020	Deposit	52,331,712.23	22,362.00	1.00	22,362.00
04/13/2020	Deposit	52,912,952.23	581,240.00	1.00	581,240.00
04/15/2020	Deposit	52,914,285.56	1,333.33	1.00	1,333.33
04/17/2020	Deposit	53,238,401.39	324,115.83	1.00	324,115.83
04/20/2020	Transfer Out	53,237,068.06	-1,333.33	1.00	-1,333.33
04/20/2020	Withdrawal	52,912,952.23	-324,115.83	1.00	-324,115.83
04/20/2020	Withdrawal	51,790,931.23	-1,122,021.00	1.00	-1,122,021.00
04/21/2020	Withdrawal	48,790,931.23	-3,000,000.00	1.00	-3,000,000.00
04/21/2020	Vendor Payment Texas State Natural Gas, Inc.	48,788,474.76	-2,456.47	1.00	-2,456.47
04/21/2020	Withdrawal	46,788,474.76	-2,000,000.00	1.00	-2,000,000.00
04/21/2020	Vendor Payment HEB Grocery Company, LP	46,775,071.53	-13,403.23	1.00	-13,403.23
04/21/2020	Vendor Payment Sentry Security Service LLC	46,774,493.03	-578.50	1.00	-578.50
04/22/2020	Vendor Payment Sentry Security Service LLC	46,619,649.03	-154,844.00	1.00	-154,844.00
04/23/2020	Deposit	46,649,930.03	30,281.00	1.00	30,281.00
04/23/2020	Vendor Payment J P Sanchez	46,361,991.59	-287,938.44	1.00	-287,938.44
04/23/2020	Vendor Payment E 3 Entegral Solutions, Inc.	44,238,391.96	-2,123,599.63	1.00	-2,123,599.63
04/24/2020	Deposit	44,448,475.96	210,084.00	1.00	210,084.00
04/30/2020	Interest	44,504,026.68	55,550.72	1.00	55,550.72
05/04/2020	Deposit	44,936,447.45	432,420.77	1.00	432,420.77
05/04/2020	Withdrawal	44,636,447.45	-300,000.00	1.00	-300,000.00
05/05/2020	Transfer In	44,637,447.21	999.76	1.00	999.76
05/05/2020	Transfer In	44,637,897.26	450.05	1.00	450.05
05/05/2020	Transfer In	46,761,496.89	2,123,599.63	1.00	2,123,599.63
05/05/2020	Withdrawal	46,760,902.33	-594.56	1.00	-594.56
05/05/2020	Withdrawal	46,328,481.56	-432,420.77	1.00	-432,420.77
05/05/2020	Withdrawal	42,328,481.56	-4,000,000.00	1.00	-4,000,000.00
05/05/2020	Withdrawal	41,828,481.56	-500,000.00	1.00	-500,000.00
05/06/2020	Vendor Payment Tristar Risk Management	41,811,374.03	-17,107.53	1.00	-17,107.53
05/06/2020	Vendor Payment HEB Grocery Company, LP	41,805,444.53	-5,929.50	1.00	-5,929.50
05/11/2020	Deposit	42,812,011.14	1,006,566.61	1.00	1,006,566.61
05/12/2020	Deposit	42,813,392.86	1,381.72	1.00	1,381.72
05/19/2020	Vendor Payment Texas State Natural Gas, Inc.	42,811,915.68	-1,477.18	1.00	-1,477.18
05/20/2020	Withdrawal	38,811,915.68	-4,000,000.00	1.00	-4,000,000.00
05/20/2020	Withdrawal	37,805,349.07	-1,006,566.61	1.00	-1,006,566.61
05/21/2020	Vendor Payment TASB Risk Management Fund	37,802,415.47	-2,933.60	1.00	-2,933.60



**General Fund - Corporate Overnight Plus Fund (Continued)**

Settle Date	Trade Type	Share Balance	Number of Shares	Price/Share	Amount (USD)
05/21/2020	Vendor Payment Tristar Risk Management	37,795,687.43	-6,728.04	1.00	-6,728.04
05/22/2020	Deposit	48,576,236.43	10,780,549.00	1.00	10,780,549.00
05/27/2020	Withdrawal	47,576,236.43	-1,000,000.00	1.00	-1,000,000.00
05/29/2020	Deposit	47,588,928.06	12,691.63	1.00	12,691.63
05/29/2020	Interest	47,625,525.88	36,597.82	1.00	36,597.82
05/31/2020	Ending Balance	47,625,525.88			47,625,525.88

**Interest & Sinking Fund - Corporate Overnight Plus Fund**

Settle Date	Trade Type	Share Balance	Number of Shares	Price/Share	Amount (USD)
03/01/2020	Starting Balance	3,643,363.20			3,643,363.20
03/31/2020	Interest	3,648,334.07	4,970.87	1.00	4,970.87
04/21/2020	Deposit	3,848,334.07	200,000.00	1.00	200,000.00
04/30/2020	Interest	3,852,388.06	4,053.99	1.00	4,053.99
05/29/2020	Interest	3,855,589.73	3,201.67	1.00	3,201.67
05/31/2020	Ending Balance	3,855,589.73			3,855,589.73

**Maintenance Tax Note Series 2019 Proceeds - Corporate Overnight Plus Fund**

Settle Date	Trade Type	Share Balance	Number of Shares	Price/Share	Amount (USD)
03/01/2020	Starting Balance	4,356,073.51			4,356,073.51
03/31/2020	Interest	4,362,016.77	5,943.26	1.00	5,943.26
04/07/2020	Transfer Out	3,958,163.97	-403,852.80	1.00	-403,852.80
04/30/2020	Interest	3,962,586.17	4,422.20	1.00	4,422.20
05/05/2020	Transfer Out	1,838,986.54	-2,123,599.63	1.00	-2,123,599.63
05/29/2020	Interest	1,840,784.04	1,797.50	1.00	1,797.50
05/31/2020	Ending Balance	1,840,784.04			1,840,784.04

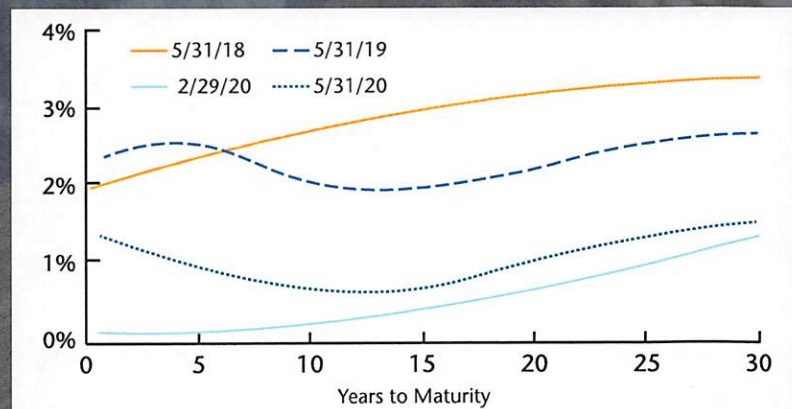
**Important Information about this statement**

Please review this statement carefully, it is the official record of your account with Lone Star Investment Pool and First Public, LLC. If you disagree with any transaction, or if there are any errors or omissions in this statement please notify us promptly in writing, but no later than 10 business days after receipt of this statement. Trades pending settlement will not appear on this statement. All such trades will appear in the next monthly statement. The yield for the period is an annualized rate that reflects the relationship between the average amount of income earned and the average daily balance for the account. Please notify First Public promptly and in writing of any changes of address or phone number. Times of transactions will be furnished upon written request. The Lone Star Investment Pool Information Statement should be read carefully before investing. Investors should consider the investment objectives, risks, charges and expenses associated with municipal fund securities before investing. All transactions are no load. No remuneration has, or will be, paid to any entity in connection with this transaction. An investor may obtain an Information Statement by contacting First Public at the address and phone number identified above. An investment in Lone Star investment Pool is not insured or guaranteed by the Federal Deposit Insurance Corporation ("FDIC") or any other government agency and although Lone Star Investment Pool seeks to preserve the value of the investment at a fixed share price, it is possible to lose money by investing in municipal fund securities.



## Quarterly Position Report

May 31, 2020



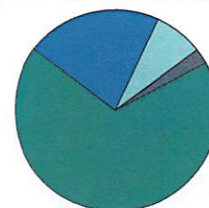
The closing of businesses and schools along with the government-mandated stay-at-home orders due to the COVID-19 pandemic effectively brought the U.S. economy to a halt as unemployment soared. The equity markets were down as much as 35% from the record highs in February. The FOMC cut the target rate to zero lower bound in two non-meeting moves. Liquidity in the fixed income credit markets evaporated as investors hoarded cash and moved to the safety of U.S. government assets. In April, the impact of the Fed's liquidity facilities took effect and liquidity improved. Equity prices and credit spreads rallied in April and May, but remained well off the highs of February. Expectations are for a historical decline in economic growth in the first half of 2020 as first quarter GDP fell by 5%. Growth is expected to rebound in the second half of the year as the economy slowly reopens with continued restrictions.

### Government Overnight Fund

Duration 0.14929

	Participant Assets	Market Value
Beginning-of-Quarter Balance	6,029,247,394.09	6,029,953,302.41
Deposits	1,413,496,312.68	
Withdrawals	(2,174,090,009.09)	
End-of-Quarter Balance	5,268,653,697.68	5,269,598,248.46

Agencies	63%
MM Funds	23%
Treasuries	3%
Cash/Repo	11%

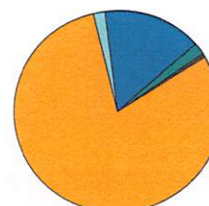


### Corporate Overnight Fund

Duration 0.21394

	Participant Assets	Market Value
Beginning-of-Quarter Balance	3,502,214,874.35	3,503,061,333.62
Deposits	1,209,253,727.25	
Withdrawals	(1,426,027,206.45)	
End-of-Quarter Balance	3,285,441,395.15	3,287,552,913.12

Commercial Paper	76%
MM Funds	17%
Cash/Repo	3%
Treasuries	3%
Agencies	1%



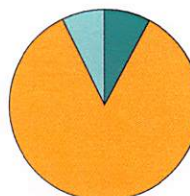
### Corporate Overnight Plus Fund

Duration 0.21290

	Participant Assets	Market Value
Beginning-of-Quarter Balance	7,353,234,594.60	7,355,836,605.51
Deposits	2,252,243,413.87	
Withdrawals	(2,702,984,371.04)	
End-of-Quarter Balance	6,902,493,637.43*	6,907,863,108.63*

Cash/Repo	1%
Commercial Paper	87%*
MM Funds	12%

\* Total Assets reflects unsettled securities transaction that has a net effect of (19,365,429.09)



### Returns

	March		April		May	
	Average Rate	7-day SEC Yield	Average Rate	7-day SEC Yield	Average Rate	7-day SEC Yield
Govt Overnight Fund	1.11%	0.76%	0.56%	0.45%	0.31%	0.25%
Corp Overnight Fund	1.50%	1.41%	1.09%	1.01%	0.78%	0.69%
Corp Overnight Plus Fund	1.61%	1.54%	1.33%	1.21%	0.98%	0.84%

*William Mastrodicasa*  
William Mastrodicasa

Lone Star Investment Pool Investment Officers

*Tammy Davis*  
Tammy Davis

Distributed by First Public. The Lone Star Information Statement should be read carefully before investing. Investors should consider the investment objectives, risks, charges, and expenses associated with this or any security prior to investing. Investment in Lone Star Investment Pool is not insured or guaranteed by the Federal Deposit Insurance Corporation (FDIC) or any other government agency, and although Lone Star seeks to preserve the value of the investment at a fixed share price, it is possible to lose money by investing in Lone Star. For further information or for an Information Statement, contact First Public at 800.558.8875.

Quarterly Averages		
03/01/2020 - 05/31/2020		
US Dept		
of Treasury T-Bills		Lonestar
91-DAY	6-MONTH	
0.19	0.21	1.31

*\*91 Day and 6 Month term rates based upon the  
U.S. Department of the Treasury*