

	# Students Tested	Mean Score	Median Score	% of Students by Achievement Level		
ALAK SCHOOL	100	1568	1563	<div> <div></div> <div>82%</div> <div>11%</div> <div>7%</div> </div>		
NORTH SLOPE BOROUGH SCHOOL DISTRICT	941	1571	1566	<div> <div></div> <div>72%</div> <div>21%</div> <div>5%</div> </div>		
ALASKA STATE ORG	54745	1591	1585	<div> <div></div> <div>43%</div> <div>28%</div> <div>21%</div> <div>9%</div> </div>		

### Achievement Levels


Overall scores on the AK STAR Assessments are divided into four achievement levels: Advanced, Proficient, Approaching Proficient, and Needs Support.

### Scale Scores

The number of students and median and mean scale scores are reported at the school level in the table below. The median is the middle score in the ordered list of all students' scale scores. The mean is the average scale score by grade.




### Comparisons: District and State

- ↑ did better than the district and state mean for the reporting category
- ≈ did about as well as the district and state mean for the reporting category
- ↓ did not do as well as the district and state mean for the reporting category
- ⊘ did not attempt any items in this category



## ELA Summary By Grade

Grade	# Students Tested	Mean Score	Median Score	% of Students by Achievement Level	Reporting Category	Comparison	
						District	State
3	17	1556	1555	<div> <div></div> <div>88%</div> <div>6%</div> <div>6%</div> </div> Needs Support: 88%    Approaching Proficient: 6%    Proficient: 6%    Advanced: 0%	Reading	↓	↓
					Writing and Language	↓	↓
4	11	--	--	<div> <div></div> <div>&gt;=80%</div> <div>&lt;=20%</div> <div>&lt;=20%</div> <div>&lt;=20%</div> </div> Needs Support: >=80%    Approaching Proficient: <=20%    Proficient: <=20%    Advanced: <=20%	Reading	↓	↓
					Writing and Language	↓	↓
5	14	1571	1564	<div> <div></div> <div>71%</div> <div>7%</div> <div>21%</div> </div> Needs Support: 71%    Approaching Proficient: 7%    Proficient: 21%    Advanced: 0%	Reading	≈	↓
					Writing and Language	≈	↓
6	14	--	--	<div> <div></div> <div>&gt;=80%</div> <div>&lt;=20%</div> <div>&lt;=20%</div> <div>&lt;=20%</div> </div> Needs Support: >=80%    Approaching Proficient: <=20%    Proficient: <=20%    Advanced: <=20%	Reading	↓	↓
					Writing and Language	↓	↓
7	13	--	--	<div> <div></div> <div>&gt;=80%</div> <div>&lt;=20%</div> <div>&lt;=20%</div> <div>&lt;=20%</div> </div> Needs Support: >=80%    Approaching Proficient: <=20%    Proficient: <=20%    Advanced: <=20%	Reading	↓	↓
					Writing and Language	↓	↓
8	14	1577	1569	<div> <div></div> <div>79%</div> <div>14%</div> <div>7%</div> </div> Needs Support: 79%    Approaching Proficient: 14%    Proficient: 7%    Advanced: 0%	Reading	≈	↓
					Writing and Language	≈	↓
9	17	1590	1576	<div> <div></div> <div>65%</div> <div>24%</div> <div>12%</div> </div> Needs Support: 65%    Approaching Proficient: 24%    Proficient: 12%    Advanced: 0%	Reading	↑	↓
					Writing and Language	↑	↓

	# Students Tested	Mean Score	Median Score	% of Students by Achievement Level
<b>ALAK SCHOOL</b>	100	1519	1515	
<b>NORTH SLOPE BOROUGH SCHOOL DISTRICT</b>	916	1523	1521	
<b>ALASKA STATE ORG</b>	54688	1542	1537	





### Achievement Levels

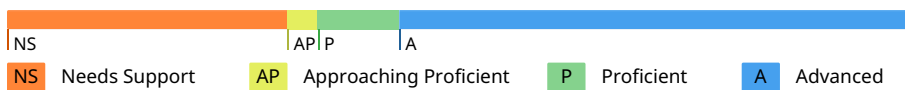
Overall scores on the AK STAR Assessments are divided into four achievement levels: Advanced, Proficient, Approaching Proficient, and Needs Support.

### Scale Scores

The number of students and median and mean scale scores are reported at the school level in the table below. The median is the middle score in the ordered list of all students' scale scores. The mean is the average scale score by grade.

### Comparisons: District and State

-  did better than the district and state mean for the reporting category
-  did about as well as the district and state mean for the reporting category
-  did not do as well as the district and state mean for the reporting category
-  did not attempt any items in this category



## MA Summary By Grade

Grade	# Students Tested	Mean Score	Median Score	% of Students by Achievement Level	Reporting Category	Comparison	
						District	State
3	17	1501	1500	 Needs Support: 82%   Approaching Proficient: 6%   Proficient: 12%   Advanced: 0%	Content		
					Argumentation and Modeling		
4	11	--	--	 Needs Support: >=80%   Approaching Proficient: <=20%   Proficient: <=20%   Advanced: <=20%	Content		
					Argumentation and Modeling		
5	14	1518	1513	 Needs Support: 79%   Approaching Proficient: 0%   Proficient: 14%   Advanced: 7%	Content		
					Argumentation and Modeling		
6	14	--	--	 Needs Support: >=80%   Approaching Proficient: <=20%   Proficient: <=20%   Advanced: <=20%	Content		
					Argumentation and Modeling		
7	13	--	--	 Needs Support: >=80%   Approaching Proficient: <=20%   Proficient: <=20%   Advanced: <=20%	Content		
					Argumentation and Modeling		
8	14	--	--	 Needs Support: >=80%   Approaching Proficient: <=20%   Proficient: <=20%   Advanced: <=20%	Content		
					Argumentation and Modeling		
9	17	--	--	 Needs Support: >=80%   Approaching Proficient: <=20%   Proficient: <=20%   Advanced: <=20%	Content		
					Argumentation and Modeling		